



## Citrus Marketing Forum



21 Nov 2013

### Contacts:

John Edmonds Tel: (031) 765-2514; E-mail: [johne@cga.co.za](mailto:johne@cga.co.za)  
Gloria Smail Tel: (031) 765-2514; E-mail: [gloria@cga.co.za](mailto:gloria@cga.co.za)

### For Reference:

Product	Standard Carton Mass	# of Cartons per Pallet
Grapefruit	17 kg	56
Lemons	15 kg	80
Oranges - Navels	15 kg	70
Oranges - Valencias	15 kg	80
Soft Citrus	15 kg	70

## Destination Region Layout

Reporting Region	Country
Africa	ALGERIA
	ANGOLA
	BENIN
	BOTSWANA
	BURUNDI
	CAMEROON
	CAPE VERDE
	CONGO (REPUBLIC OF)
	COTE D'IVOIRE
	DEMOCRATIC REP OF CONGO
	DJIBOUTI
	EGYPT
	EQUATORIAL GUINEA
	ETHIOPIA
	GABON
	GHANA
	KENYA
	LESOTHO
	LIBYAN ARAB JAMAHIRIYA
	MALAWI
	MAURITANIA
	MOROCCO
	MOZAMBIQUE
	NAMIBIA
	NIGERIA
	SAO TOME AND PRINCIPE
	SENEGAL
	SIERRA LEONE
	SOMALIA
	SOUTH AFRICA
ST HELENA	


Reporting Region	Country
Middle East	AZERBAIJAN
	BAHRAIN
	IRAN (ISLAMIC REPUBLIC OF)
	ISRAEL
	JORDAN
	KUWAIT
	LEBANON
	OMAN
	PAKISTAN
	QATAR
	SAUDI ARABIA
	SYRIAN ARAB REPUBLIC
	TURKEY
	UNITED ARAB EMIRATES
	UZBEKISTAN
	YEMEN
	New Zealand
North America (Canada)	CANADA
	MEXICO
Northern Africa	EGYPT
	LIBYAN ARAB JAMAHIRIYA
	MOROCCO
	TUNISIA
Northern Europe	BELGIUM
	DENMARK
	FINLAND
	GERMANY
	NETHERLANDS
	NORWAY
Russia	RUSSIAN FEDERATION
South America	BRAZIL



## Destination Region Layout

Reporting Region	Country
Africa	SUDAN
	SWAZILAND
	TOGO
	TUNISIA
	UGANDA
	UNITED REPUBLIC OF TANZANIA
	ZAMBIA
	ZIMBABWE
	Asia
BRUNEI DARUSSALAM	
CHINA	
HONG KONG	
INDIA	
INDONESIA	
JAPAN	
KOREA	
MALAYSIA	
PHILIPPINES	
REPUBLIC OF KOREA (SOUTH)	
SINGAPORE	
SRI LANKA	
TAIWAN	
THAILAND	
TONGA	
VIET NAM	
VIETNAM	
Atlantic Ocean Isle	
	FIJI
	ST HELENA
Australia	AUSTRALIA
Central Africa	ALGERIA

Reporting Region	Country
South America	CHILE
	CUBA
	PARAGUAY
	PERU
	URUGUAY
	VENEZUELA
Southern Africa	LESOTHO
	MOZAMBIQUE
	SOUTH AFRICA
	SWAZILAND
	ZAMBIA
	ZIMBABWE
Southern Europe	CYPRUS
	GREECE
	ITALY
	MALTA
	PORTUGAL
United Kingdom	SPAIN
	IRELAND
United States	UNITED KINGDOM
	PUERTO RICO
Western Africa	UNITED STATES
	ANGOLA
	BENIN
	CONGO (REPUBLIC OF)
	COTE D'IVOIRE
	GABON
	GHANA
	MAURITANIA
	NAMIBIA
	NIGERIA



## Destination Region Layout

Reporting Region	Country
Central Africa	BOTSWANA
	BURUNDI
	CAMEROON
	DEMOCRATIC REP OF CONGO
	EQUATORIAL GUINEA
	MALAWI
	SAO TOME AND PRINCIPE
Central America	ARGENTINA
Central Europe	AUSTRIA
	CROATIA (local name Hrvatska)
	CZECH REPUBLIC
	ESTONIA
	GEORGIA
	LUXEMBOURG
	POLAND
	SLOVENIA
	SWEDEN
	SWITZERLAND
	Central-America
Eastern Africa	DJIBOUTI
	ETHIOPIA
	KENYA
	SOMALIA
	SUDAN
	UGANDA
	UNITED REPUBLIC OF TANZANIA
Eastern Europe	BULGARIA
	LATVIA
	LITHUANIA
	ROMANIA
	UKRAINE

Reporting Region	Country
Western Africa	SENEGAL
	SIERRA LEONE
	TOGO
Western Europe	FRANCE



## Destination Region Layout

Reporting Region	Country
European Union	AUSTRIA
	BELGIUM
	BULGARIA
	CROATIA (local name Hrvatska)
	CYPRUS
	CZECH REPUBLIC
	DENMARK
	ESTONIA
	FINLAND
	FRANCE
	GEORGIA
	GERMANY
	GREECE
	ITALY
	LATVIA
	LITHUANIA
	LUXEMBOURG
	MALTA
	NETHERLANDS
	NORWAY
	POLAND
	PORTUGAL
	ROMANIA
	SLOVENIA
	SPAIN
	SWEDEN
	SWITZERLAND
UKRAINE	
Far East	HONG KONG
	JAPAN
	SINGAPORE



## Destination Region Layout

Reporting Region	Country
Far East	TAIWAN
Indian Ocean Island	COMOROS
	MADAGASCAR
	MALDIVES
	MAURITIUS
	MAYOTTE
	REUNION
	SEYCHELLES
Indian Ocean islands	COMOROS
	MADAGASCAR
	MALDIVES
	MAURITIUS
	MAYOTTE
	REUNION
	SEYCHELLES
Middle East	AZERBAIJAN
	BAHRAIN
	IRAN (ISLAMIC REPUBLIC OF)
	ISRAEL
	JORDAN
	KUWAIT
	LEBANON
	OMAN
	PAKISTAN
	QATAR
	SAUDI ARABIA
	SYRIAN ARAB REPUBLIC
	TURKEY
	UNITED ARAB EMIRATES
	UZBEKISTAN
	YEMEN



## Destination Region Layout

Reporting Region	Country
New Zealand	NEW ZEALAND
North America (Canada)	CANADA
	MEXICO
North-America	CANADA
	MEXICO
	UNITED STATES
Northern Africa	EGYPT
	LIBYAN ARAB JAMAHIRIYA
	MOROCCO
	TUNISIA
Northern Europe	BELGIUM
	DENMARK
	FINLAND
	GERMANY
	NETHERLANDS
	NORWAY
Oceania	AUSTRALIA
	FIJI
	NEW ZEALAND
	TONGA
Russia	RUSSIAN FEDERATION
Russian Federation	RUSSIAN FEDERATION
South America	BRAZIL
	CHILE
	CUBA
	PARAGUAY
	PERU
	URUGUAY
	VENEZUELA
South-America	BRAZIL
	CHILE



## Destination Region Layout

Reporting Region	Country
South-America	PARAGUAY
	PERU
	URUGUAY
	VENEZUELA
Southern Africa	LESOTHO
	MOZAMBIQUE
	SOUTH AFRICA
	SWAZILAND
	ZAMBIA
	ZIMBABWE
Southern Europe	CYPRUS
	GREECE
	ITALY
	MALTA
	PORTUGAL
	SPAIN
United Kingdom	IRELAND
	UNITED KINGDOM
United States	PUERTO RICO
	UNITED STATES
Western Africa	ANGOLA
	BENIN
	CONGO (REPUBLIC OF)
	COTE D'IVOIRE
	GABON
	GHANA
	MAURITANIA
	NAMIBIA
	NIGERIA
	SENEGAL
	SIERRA LEONE





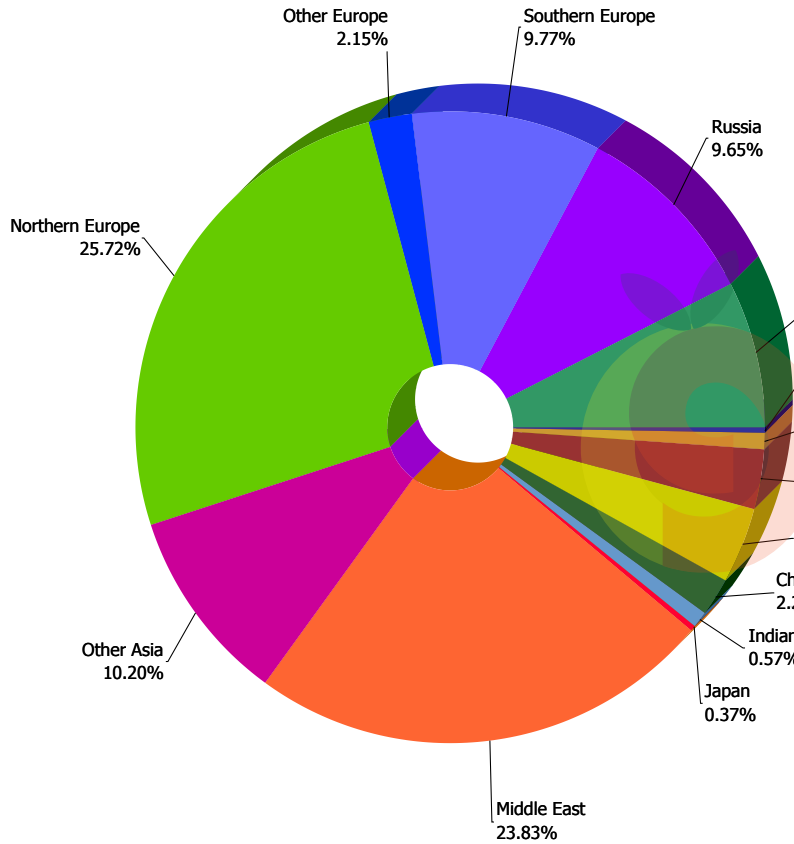
## Destination Region Layout

Reporting Region	Country
Western Africa	TOGO
Western Europe	FRANCE

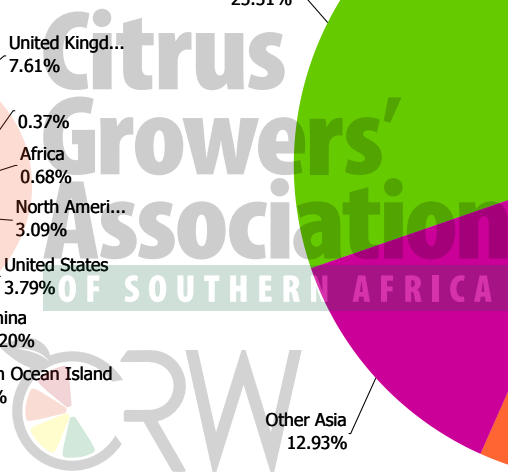
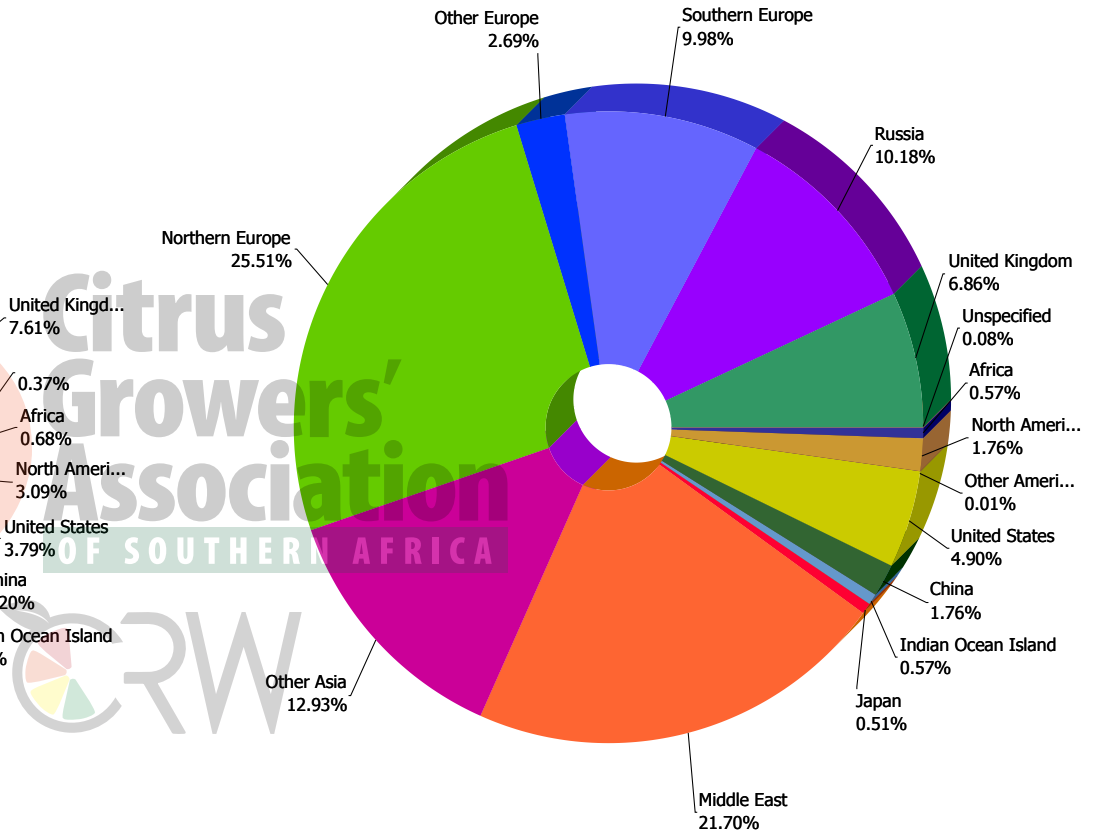


# Oranges Exported: Current Season vs Previous Season

## Current Season YTD

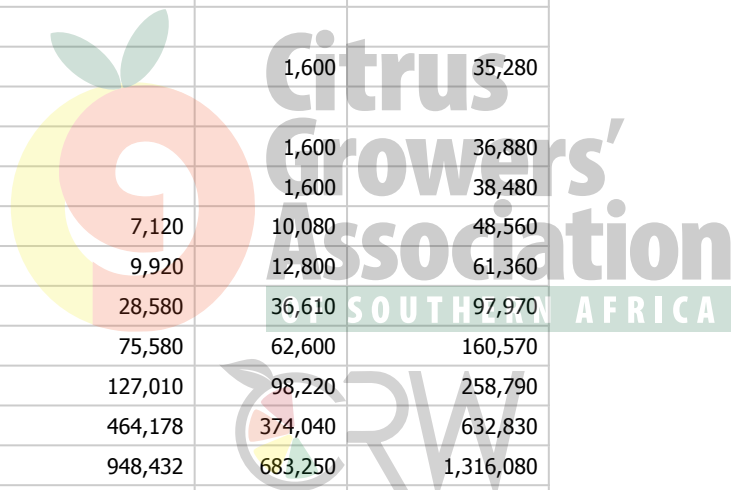


## Previous Season YTD



## Oranges Exported to All Markets: Current Season vs Previous Season

Week	2013		2012		2011	
	Cur Eqv Ctns	Cur Cum Eqv Ctns	Prev Eqv Ctns	Prev Cum Eqv Ctns	Prev Eqv Ctns	Prev Cum Eqv Ctns
1	1,680	1,680	1,600	1,600	11,120	11,120
2	3,971	5,651	1,840	3,440	3,200	14,320
3	4,800	10,451	800	4,240		
4					14,400	28,720
5	979	11,430	480	4,720	1,040	29,760
6	720	12,150	800	5,520	1,600	31,360
7					2,320	33,680
8	320	12,470				
10					1,600	35,280
11	80	12,550				
12					1,600	36,880
13					1,600	38,480
14	1,600	14,150	1,600	7,120	10,080	48,560
15	3,360	17,510	2,800	9,920	12,800	61,360
16	12,960	30,470	18,660	28,580	36,610	97,970
17	47,195	77,664	47,000	75,580	62,600	160,570
18	29,880	107,544	51,430	127,010	98,220	258,790
19	236,689	344,234	337,168	464,178	374,040	632,830
20	511,611	855,845	484,253	948,432	683,250	1,316,080
21	918,970	1,774,815	1,017,489	1,965,921	1,183,140	2,499,220
22	1,070,043	2,844,857	1,931,403	3,897,324	1,630,330	4,129,550
23	1,659,626	4,504,484	2,073,046	5,970,370	2,178,200	6,307,750
24	2,655,660	7,160,144	2,841,630	8,812,000	2,567,360	8,875,110
25	3,062,387	10,222,531	2,737,382	11,549,382	2,737,150	11,612,260
26	4,126,245	14,348,776	3,689,297	15,238,679	3,528,430	15,140,690
27	3,523,869	17,872,645	3,604,094	18,842,773	3,236,240	18,376,930
28	4,843,026	22,715,671	3,868,638	22,711,411	2,931,630	21,308,560
29	2,384,143	25,099,814	2,797,510	25,508,921	3,252,860	24,561,420
30	3,556,999	28,656,813	4,157,530	29,666,451	2,875,260	27,436,680
31	4,134,436	32,791,249	2,825,219	32,491,669	3,616,320	31,053,000
32	3,706,083	36,497,331	4,203,892	36,695,561	3,384,860	34,437,860



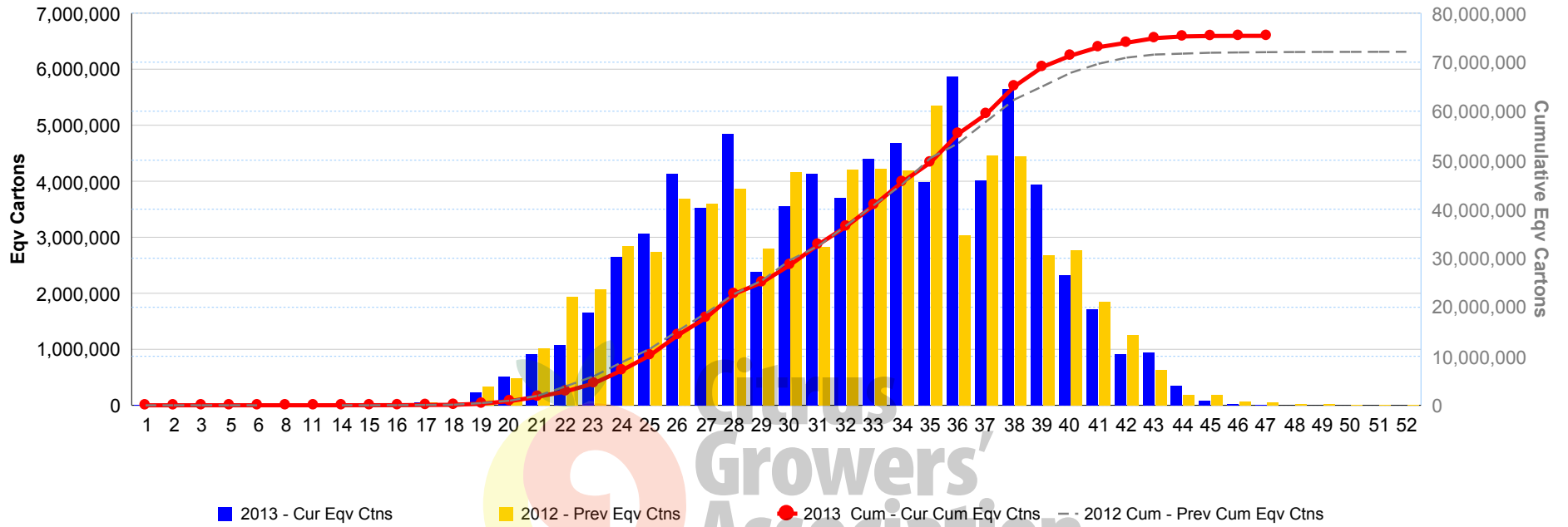
## Oranges Exported to All Markets: Current Season vs Previous Season

Week	2013		2012		2011	
	Cur Eqv Ctns	Cur Cum Eqv Ctns	Prev Eqv Ctns	Prev Cum Eqv Ctns	Prev Eqv Ctns	Prev Cum Eqv Ctns
33	4,393,213	40,890,544	4,218,653	40,914,214	3,434,420	37,872,280
34	4,679,562	45,570,106	4,194,500	45,108,715	3,223,790	41,096,070
35	3,982,719	49,552,824	5,350,002	50,458,717	3,599,560	44,695,630
36	5,872,595	55,425,419	3,029,404	53,488,121	4,467,090	49,162,720
37	4,021,235	59,446,654	4,460,735	57,948,856	3,320,990	52,483,710
38	5,640,576	65,087,230	4,444,275	62,393,131	4,207,500	56,691,210
39	3,940,044	69,027,274	2,682,611	65,075,742	2,605,380	59,296,590
40	2,317,900	71,345,173	2,760,478	67,836,220	2,441,170	61,737,760
41	1,719,754	73,064,928	1,847,844	69,684,063	2,020,360	63,758,120
42	907,472	73,972,400	1,256,113	70,940,177	1,140,930	64,899,050
43	936,994	74,909,393	624,742	71,564,919	687,650	65,586,700
44	351,358	75,260,751	184,720	71,749,639	120,720	65,707,420
45	87,315	75,348,066	181,600	71,931,239	26,480	65,733,900
46	24,446	75,372,513	63,252	71,994,490	22,640	65,756,540
47	1,600	75,374,113	56,560	72,051,050	59,920	65,816,460
48			24,400	72,075,450	9,760	65,826,220
49			20,800	72,096,250	24,560	65,850,780
50			9,760	72,106,010	15,010	65,865,790
51			10,480	72,116,490	960	65,866,750
52			12,240	72,128,730	4,800	65,871,550

2 Seasons Ago

21 Nov 2013 10:42:42 AM

## Oranges Exported to All Markets: Current Season vs Previous Season

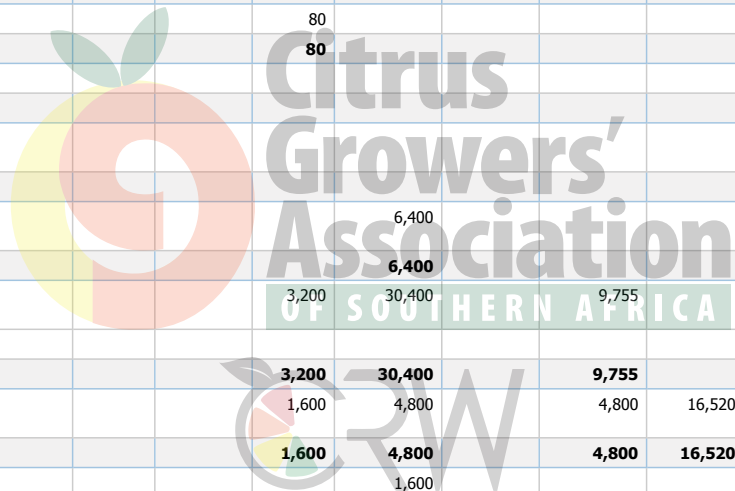


21 Nov 2013 10:42:42 AM



Oranges Exported to All Markets: Current Season per Week, Variety and Destination

Eqv Ctns By Year, Week, Variety Group and Variety			Asia	Central Africa	Central Europe	Eastern Africa	Eastern Europe	Far East	Indian Ocean Island	Middle East	North America (Canada)	Northern Europe	Russia	Southern Europe	United Kingdom	United States	Western Africa	Western Europe	Region Total
2012	1	Valencia VALENCIAS															1,680		1,680
		<b>Weekly Total</b>															<b>1,680</b>		<b>1,680</b>
2013	2	Valencia VALENCIAS	1,680														2,291		3,971
		<b>Weekly Total</b>	<b>1,680</b>														<b>2,291</b>		<b>3,971</b>
	3	Valencia VALENCIAS															4,800		4,800
		<b>Weekly Total</b>															<b>4,800</b>		<b>4,800</b>
	5	Valencia VALENCIAS							179								800		979
		<b>Weekly Total</b>							<b>179</b>								<b>800</b>		<b>979</b>
	6	Valencia VALENCIAS							240								480		720
		<b>Weekly Total</b>							<b>240</b>								<b>480</b>		<b>720</b>
	8	Valencia VALENCIAS							320										320
		<b>Weekly Total</b>							<b>320</b>										<b>320</b>
	11	Valencia SHAMOUTIS							80										80
		<b>Weekly Total</b>							<b>80</b>										<b>80</b>
	14	Valencia VALENCIAS												1,600					1,600
		<b>Weekly Total</b>												<b>1,600</b>					<b>1,600</b>
	15	Navels NAVEL SEEDLESS															3,360		3,360
		<b>Weekly Total</b>															<b>3,360</b>		<b>3,360</b>
	16	Navels NAVEL SEEDLESS		1,680	3,200					6,400							1,680		12,960
		<b>Weekly Total</b>		<b>1,680</b>	<b>3,200</b>				<b>6,400</b>								<b>1,680</b>		<b>12,960</b>
	17	Navels NAVEL SEEDLESS							3,200	30,400		9,755					3,040		46,395
		NAVELATES															800		800
		<b>Weekly Total</b>							<b>3,200</b>	<b>30,400</b>		<b>9,755</b>					<b>3,840</b>		<b>47,195</b>
	18	Navels NAVEL SEEDLESS							1,600	4,800		4,800	16,520				2,160		29,880
		<b>Weekly Total</b>							<b>1,600</b>	<b>4,800</b>		<b>4,800</b>	<b>16,520</b>				<b>2,160</b>		<b>29,880</b>
	19	Navels BAHIANINHA								1,600									1,600
		CARA CARA											1,960						1,960
		NAVEL SEEDLESS			1,600			6,400	7,120	82,907	16,719	34,803	55,660	1,600	9,280		9,360		225,449
		NAVELINA								4,000		3,520			160				7,680
		<b>Weekly Total</b>			<b>1,600</b>			<b>6,400</b>	<b>7,120</b>	<b>88,507</b>	<b>16,719</b>	<b>38,323</b>	<b>57,620</b>	<b>1,600</b>	<b>9,440</b>		<b>9,360</b>		<b>236,689</b>
	20	Navels CARA CARA											2,390						2,390
		FUKUMOTO								4,800					160				4,960
		NAVEL SEEDLESS	6,400		1,840					83,069	52,320	129,210	167,330	17,200	17,805		5,440		480,614
		NAVELATES										2,321							2,321
		NAVELINA								400	8,320			1,405	1,600				11,725
		Valencia VALENCIAS								1,600	1,600		6,400						9,600
		<b>Weekly Total</b>	<b>6,400</b>		<b>1,840</b>					<b>89,469</b>	<b>52,720</b>	<b>141,451</b>	<b>169,720</b>	<b>23,600</b>	<b>19,371</b>	<b>1,600</b>	<b>5,440</b>		<b>511,611</b>
	21	Navels BAHIANINHA								1,600		1,600			1,040				4,240
		CARA CARA								1,987	480	1,440	420						4,327
		FUKUMOTO										8,000			1,600				9,600



**Oranges Exported to All Markets: Current Season per Week, Variety and Destination**

Eqv Ctns By Year, Week, Variety Group and Variety			Asia	Central Africa	Central Europe	Eastern Africa	Eastern Europe	Far East	Indian Ocean Island	Middle East	North America (Canada)	Northern Europe	Russia	Southern Europe	United Kingdom	United States	Western Africa	Western Europe	Region Total			
2013	21	Navels	NAVEL SEEDLESS	9,847	880	1,600	3,360	3,089	5,024	12,960	238,580	99,624	167,631	215,060	39,446	50,966	19,200	9,141		<b>876,409</b>		
			NAVELINA								4,080		80		74		1,600				<b>5,834</b>	
			PALMER												3,200							<b>3,200</b>
		Valencia	VALENCIAS						1,600	1,600		9,600			2,560						<b>15,360</b>	
	<b>Weekly Total</b>		<b>9,847</b>	<b>880</b>	<b>1,600</b>	<b>3,360</b>	<b>3,089</b>	<b>5,024</b>	<b>14,560</b>	<b>247,847</b>	<b>100,104</b>	<b>188,351</b>	<b>218,680</b>	<b>39,520</b>	<b>56,166</b>	<b>20,800</b>	<b>9,141</b>			<b>918,970</b>		
	22	Navels	BAHIANINHA	1,680							1,120	5,040	7,475			4,978					<b>20,293</b>	
			CARA CARA	1,600					1,600		400		2,874	1,740		2,160	7,760				<b>18,134</b>	
			FUKUMOTO								3,200		9,840		4,800	1,600						<b>19,440</b>
			NAVEL SEEDLESS	16,865	1,200	1,600		3,200	28,679	7,295	245,551	37,760	243,622	150,062	23,118	149,781	35,360	640				<b>944,734</b>
			NAVELATES														1,600					<b>1,600</b>
NAVELINA											1,120					1,760	1,600				<b>4,480</b>	
PALMER													2,199	1,600		1,142					<b>4,941</b>	
WASHINGTON NAVELS																720					<b>720</b>	
		Valencia	TURKEY													4,800					<b>4,800</b>	
VALENCIAS					1,600	1,600				5,221		19,200	17,220	1,600	4,459						<b>50,900</b>	
	<b>Weekly Total</b>	<b>20,145</b>	<b>1,200</b>	<b>3,200</b>	<b>1,600</b>	<b>3,200</b>	<b>30,279</b>	<b>7,295</b>	<b>256,612</b>	<b>42,800</b>	<b>285,211</b>	<b>170,622</b>	<b>29,518</b>	<b>173,000</b>	<b>44,720</b>	<b>640</b>				<b>1,070,043</b>		
23	Navels	BAHIANINHA	1,600							2,400		1,840	3,290					720		<b>9,850</b>		
		CARA CARA	1,600					3,680				428	2,730								<b>8,438</b>	
		FUKUMOTO								6,400					1,600						<b>8,000</b>	
		NAVEL SEEDLESS	63,406	1,840		1,440	1,600	54,876	9,360	537,374	132,901	200,186	266,150	91,927	94,729	6,400	6,927	1,600			<b>1,470,718</b>	
		NAVELATES									1,360				3,200	1,600					<b>6,160</b>	
		PALMER	240								1,921		880	480		1,120					<b>4,641</b>	
		Valencia	TOMANGOES								3,200										<b>3,200</b>	
	TURKEY											1,600									<b>1,600</b>	
	VALENCIA LATES											320									<b>320</b>	
	VALENCIAS		8,000								14,800	1,600	19,210	97,970	1,920	1,600		1,600			<b>146,700</b>	
	<b>Weekly Total</b>	<b>74,846</b>	<b>1,840</b>		<b>1,440</b>	<b>1,600</b>	<b>58,556</b>	<b>9,360</b>	<b>567,455</b>	<b>134,821</b>	<b>224,144</b>	<b>370,620</b>	<b>97,047</b>	<b>100,649</b>	<b>6,400</b>	<b>9,247</b>	<b>1,600</b>			<b>1,659,626</b>		
24	Late Navel	ROYAL LATE (RUSTENBURG)						800												<b>800</b>		
	Navels	BAHIANINHA	3,520						14,733		3,920	2,246	6,862	480		4,080					<b>35,842</b>	
		CARA CARA	1,040						14,787		3,920	18,922	80	3,440	1,680		10,640				<b>54,509</b>	
		FUKUMOTO											3,200			4,800					<b>8,000</b>	
		NAVEL SEEDLESS	91,085		15,030		8,000	99,769	25,159	509,764	282,845	511,895	100,760	134,108	221,902	217,146	8,260	14,400			<b>2,240,123</b>	
		NAVELATES	6,880						3,200			3,200	1,600								<b>14,880</b>	
		NAVELINA									80	1,840					3,200				<b>5,120</b>	
		Valencia	PALMER								400	7,772	960								<b>9,132</b>	
	JUVALLE												2,928								<b>2,928</b>	
	TOMANGOES												7,696						1,600		<b>9,296</b>	
TURKEY												17,200		800						<b>18,000</b>		
		VALENCIAS	8,000			1,600		3,200		51,360	4,800	107,722	36,110	7,438	27,200	1,600			8,000	<b>257,030</b>		

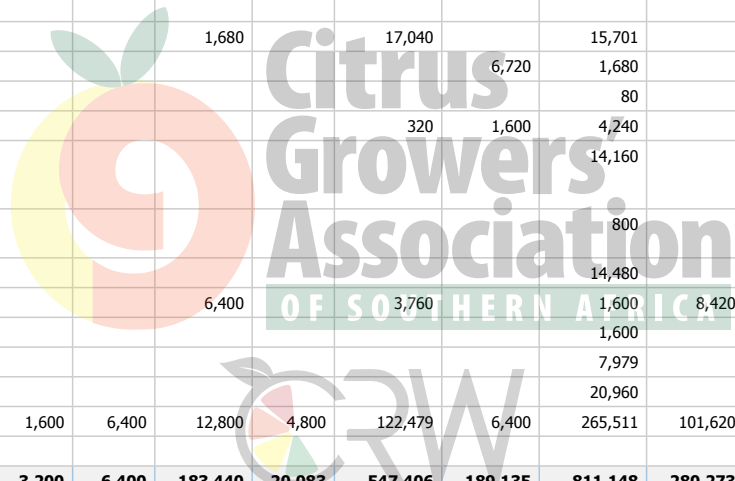
Oranges Exported to All Markets: Current Season per Week, Variety and Destination

Eqv Ctns By Year, Week, Variety Group and Variety			Asia	Central Africa	Central Europe	Eastern Africa	Eastern Europe	Far East	Indian Ocean Island	Middle East	North America (Canada)	Northern Europe	Russia	Southern Europe	United Kingdom	United States	Western Africa	Western Europe	Region Total	
2013	24	<b>Weekly Total</b>	<b>110,525</b>		<b>15,030</b>	<b>1,600</b>	<b>8,000</b>	<b>136,489</b>	<b>25,159</b>	<b>569,444</b>	<b>321,626</b>	<b>660,143</b>	<b>140,790</b>	<b>144,025</b>	<b>257,982</b>	<b>232,586</b>	<b>8,260</b>	<b>24,000</b>	<b>2,655,660</b>	
	25	Late Navel	AUTUMN GOLD LATE NAVEL														1,680		<b>1,680</b>	
			CAMBRIA NAVELATE										1,600			1,600				<b>3,200</b>
			LATE NAVEL										1,600			480				<b>2,080</b>
			ROYAL LATE (RUSTENBURG)	880					1,840			80	1,682							
		Navels	BAHIANINHA	18,080						1,600	11,856	320	2,699			4,800				<b>39,355</b>
			CARA CARA	4,996					5,142	410	3,685	5,760	410		3,200					<b>23,604</b>
			FUKUMOTO													1,600				<b>1,600</b>
			LANE LATE NAVELS													1,600				<b>1,600</b>
			NAVEL SEEDLESS	103,044		19,200		868	148,626	15,082	533,886	191,854	465,750	259,801	231,652	152,424	4,000	9,520	4,800	<b>2,140,507</b>
			NAVELATES	5,760								3,040	28,240	1,840	7,120	4,800				<b>50,800</b>
			NAVELINA								404		1,600		3,200					<b>5,204</b>
			PALMER	640									1,520	80						<b>2,240</b>
		Non Pigmented Orange	LIMPOPO SEEDLESS									4,800			3,200					<b>8,000</b>
			Valencia	JUVALLE	1,600								20,129							
		MIDKNIGHTS										24,556				21,872				<b>46,429</b>
		SALUSTIANAS							3,200						3,200					<b>6,400</b>
	TURKEY	1,600										30,160							<b>31,760</b>	
	VALENCIAS	32,000					8,000	7,400		97,840	1,600	314,705	91,040	24,000	82,334			12,800	<b>671,718</b>	
		<b>Weekly Total</b>	<b>168,600</b>		<b>19,200</b>		<b>8,868</b>	<b>166,209</b>	<b>17,092</b>	<b>647,671</b>	<b>202,654</b>	<b>899,451</b>	<b>352,761</b>	<b>272,372</b>	<b>274,709</b>	<b>4,000</b>	<b>11,200</b>	<b>17,600</b>	<b>3,062,387</b>	
	26	Late Navel	ROYAL LATE (RUSTENBURG)	160				1,600		640		1,238	80		83				<b>3,802</b>	
			Navels	BAHIANINHA	14,400							7,120	3,417	1,556	70	1,520	225		3,120	<b>31,429</b>
		CARA CARA						15,600	320	19,680	6,400	8,500	4,400	6,400	1,760	1,890			<b>64,950</b>	
		NAVEL SEEDLESS		68,108		17,829	1,600	5,040	146,040	8,160	857,992	76,440	727,148	230,987	214,634	260,366	228,060	1,309	13,040	<b>2,856,753</b>
		NAVELATES									4,080		24,720		14,000				14,160	<b>56,960</b>
		NAVELINA											3,280			8,000				<b>11,280</b>
		PALMER		640							80									<b>720</b>
		ROBYN NAVEL											1,600			400				<b>2,000</b>
		RUBY NAVEL									1,600									<b>1,600</b>
		Non Pigmented Orange	LIMPOPO SEEDLESS					1,200				8,000			6,400					<b>15,600</b>
			Valencia	BENNY VALENCIA									2,488							
		JUVALLE											3,232	700						<b>3,932</b>
		MIDKNIGHTS		480					3,200		1,600		9,600	5,530		1,749				<b>22,159</b>
	SALUSTIANAS							1,600											<b>1,600</b>	
	TURKEY											15,120							<b>15,120</b>	
	VALENCIAS	16,000			24,000	4,960	12,800	11,400		184,255	1,600	415,715	137,433	136,134	77,157			14,400	<b>1,035,853</b>	



**Oranges Exported to All Markets: Current Season per Week, Variety and Destination**

Eqv Ctns By Year, Week, Variety Group and Variety			Asia	Central Africa	Central Europe	Eastern Africa	Eastern Europe	Far East	Indian Ocean Island	Middle East	North America (Canada)	Northern Europe	Russia	Southern Europe	United Kingdom	United States	Western Africa	Western Europe	Region Total			
2013	26	<b>Weekly Total</b>	<b>99,788</b>		<b>41,829</b>	<b>6,560</b>	<b>17,840</b>	<b>180,640</b>	<b>8,480</b>	<b>1,077,047</b>	<b>87,858</b>	<b>1,222,197</b>	<b>379,200</b>	<b>372,688</b>	<b>356,139</b>	<b>229,950</b>	<b>4,429</b>	<b>41,600</b>	<b>4,126,245</b>			
	27	Late Navel										4,320								4,320		
			LATE NAVEL	1,600																	1,600	
	Navels		2,880																	2,880		
			BAHIANINHA	16,000					1,600	1,520	4,800	3,840	1,200			2,973					31,933	
			CAMBRIA										4,720								4,720	
			CAMBRIA GOLD										1,600								1,600	
			CARA CARA	5,680					11,200	883	7,200	28,958	5,680	1,600	4,400	4,473					70,074	
			LANE LATE NAVELS	320																	320	
			NAVEL SEEDLESS	139,120		11,200	1,600		149,760	12,880	391,807	141,617	444,837	168,633	230,437	262,801	582,180	16,350	9,600		2,562,822	
			NAVELATES	5,040					1,680		17,040		15,701			2,640					42,101	
			NAVELINA									6,720	1,680								8,400	
			PALMER										80								80	
			ROBYN NAVEL								320	1,600	4,240		2,160	240					8,560	
	Non Pigmented Orange	LIMPOPO SEEDLESS	800									14,160			4,800					19,760		
	Valencia	BENNY VALENCIA	2,160									800						4,560		7,520		
			JUVALLE										14,480								14,480	
			MIDKNIGHTS	1,680					6,400		3,760	1,600	8,420					210			22,070	
			MORO'S										1,600								1,600	
			SALUSTIANAS										7,979		4,800						12,779	
			TURKEY	1,600									20,960			1,600					24,160	
			VALENCIAS	72,720		11,200	1,600	6,400	12,800	4,800	122,479	6,400	265,511	101,620	22,400	43,200		3,280	6,640		681,051	
			VALENTINES															1,040			1,040	
		<b>Weekly Total</b>	<b>249,600</b>		<b>22,400</b>	<b>3,200</b>	<b>6,400</b>	<b>183,440</b>	<b>20,083</b>	<b>547,406</b>	<b>189,135</b>	<b>811,148</b>	<b>280,273</b>	<b>264,197</b>	<b>322,727</b>	<b>582,180</b>	<b>20,880</b>	<b>20,800</b>	<b>3,523,869</b>			
	28	Experimental Oranges											1,540							1,540		
		Late Navel	KIYOMI										2,560								2,560	
				LATE NAVEL							1,120	378	4,880								6,378	
				ROYAL LATE (RUSTENBURG)					1,440				988		240						2,668	
		Navels	BAHIANINHA	9,568					1,600		20,320	2,160	2,400			1,680					37,728	
				CAMBRIA									2,400		1,120							3,520
				CARA CARA	6,240				3,640	32,480	3,200	5,360	13,120	8,439	7,330	4,960						84,769
				NAVEL SEEDLESS	113,959		25,508	1,600	7,720	86,220	4,880	458,794	46,911	490,808	97,370	208,662	175,802	292,490	2,560	26,315		2,039,599
				NAVELATES	3,680		252			9,504		36,960	720	101,526		17,120	32,223			10,560		212,545
				NAVELINA								1,200		6,974		5,818	2,160					16,151
				PALMER	400					803		1,600		320	1,470							4,593
			ROBYN NAVEL										3,360								3,360	
		RUBY NAVEL	800																	800		



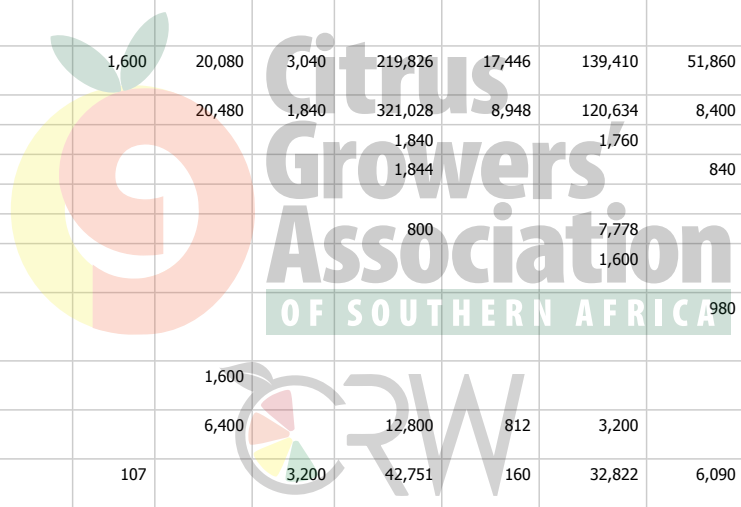
**Oranges Exported to All Markets: Current Season per Week, Variety and Destination**

Eqv Ctns By Year, Week, Variety Group and Variety				Asia	Central Africa	Central Europe	Eastern Africa	Eastern Europe	Far East	Indian Ocean Island	Middle East	North America (Canada)	Northern Europe	Russia	Southern Europe	United Kingdom	United States	Western Africa	Western Europe	Region Total			
2013	28	Non Pigmented Orange	LIMPOPO SEEDLESS	3,579									28,141		1,600	11,613					44,933		
		Pigmented Orange	GUSOCORA SEEDLESS												280							280	
		Valencia	BENNY VALENCIA	2,080								400		1,600		19,200							23,280
			DELTA SEEDLESS			1,296				7,210		3,200	183	17,492	350	1,200	7,009				1,600		39,541
			JUVALLE						1,600							19,200							20,800
			MIDKNIGHTS	33,440		480			3,280	22,400			28,728	3,931	77,558	17,010	21,440	11,200		1,600	2,306		223,374
			SALUSTIANAS														8,000						8,000
			SHAMOUTIS									1,600											1,600
			TURKEY	3,216						12,110						13,515	490		1,600		3,200	6,400	40,531
			VALENCIA LATES							1,600													1,600
			VALENCIAS	152,725		31,520			49,280	20,897		4,053	279,042	1,600	599,760	194,140	419,094	235,354				35,410	2,022,875
		<b>Weekly Total</b>		<b>329,686</b>		<b>59,056</b>	<b>1,600</b>	<b>65,520</b>	<b>196,264</b>	<b>12,133</b>	<b>838,324</b>	<b>69,003</b>	<b>1,381,922</b>	<b>319,980</b>	<b>708,454</b>	<b>478,641</b>	<b>292,490</b>	<b>7,360</b>	<b>82,592</b>			<b>4,843,026</b>	
		29	Late Navel	AUTUMN GOLD NAVELATES						320													320
				KIYOMI											4,960								
LATE NAVEL	1,600										1,520	717	8,000		3,200							15,037	
ROYAL LATE (RUSTENBURG)	1,600											160										1,760	
Navels	BAHIANINHA		7,524						3,299	1,600	15,024											27,447	
	CAMBRIA													5,040		480						5,520	
	CAMBRIA GOLD													3,200								3,200	
	CARA CARA		640						4,717		1,200	14,305	9,600	1,840	6,022	3,200	14,000					55,525	
	LANE LATE NAVELS								1,600													1,600	
	NAVEL SEEDLESS		41,760		2,659		824	36,639	10,115	111,953	52,764	98,071	38,680	87,679	61,454	205,530	2,065					750,191	
	NAVELATES		8,160					37,040	4,800	30,960	9,113	56,817		87,098	25,122	77,280	1,200					337,589	
	NAVELINA														3,040							3,040	
	PALMER		1,600							1,600												3,200	
ROBYN NAVEL										4,400	973										5,373		
Non Pigmented Orange	LIMPOPO SEEDLESS	720											1,600		3,356						5,676		
	Pigmented Orange	GUSOCORA SEEDLESS									720										720		
Valencia	BENNY VALENCIA							186		1,120											1,306		
	DELTA SEEDLESS	5,600				1,096				5,760	23,680	3,993		4,960	1,600						46,690		
	JUVALLE												9,600								9,600		
	MALTAISE													1,600							1,600		
	MIDKNIGHTS	62,000		1,600		3,120	13,129	1,600	37,752	8,000	53,909	3,360	21,440	10,880					1,600		218,391		



Oranges Exported to All Markets: Current Season per Week, Variety and Destination

Eqv Ctns By Year, Week, Variety Group and Variety				Asia	Central Africa	Central Europe	Eastern Africa	Eastern Europe	Far East	Indian Ocean Island	Middle East	North America (Canada)	Northern Europe	Russia	Southern Europe	United Kingdom	United States	Western Africa	Western Europe	Region Total				
2013	31	Late Navel	LATE NAVEL	3,440							46,750		7,206		1,600	13,520			1,280	73,796				
			ROYAL LATE (RUSTENBURG)	2,640							1,520	8,000		1,440		960	1,040					15,600		
		Navels	AUTUM GOLD NAVEL									7,040			7,680			480					15,200	
			AUTUMN GOLD												2,901			1,280					4,181	
			BAHIANINHA									80			30								110	
			CAMBRIA	6,640		320				2,160	1,840	22,400	2,800	4,161		17,680							58,001	
			CAMBRIA GOLD										1,600										1,600	
			CARA CARA	1,520						1,600	1,600	25,683	8,029	6,228		4,000			490				49,150	
			GLEN ORA LATE							80													80	
			LANE LATE NAVELS														22,680				5,880		28,560	
			NAVEL SEEDLESS	23,040	160	2,160		1,600	20,080	3,040	219,826	17,446	139,410	51,860	68,800	34,598	72,590	3,030	17,680				675,320	
			NAVELATES	37,600		2,640			20,480	1,840	321,028	8,948	120,634	8,400	152,160	39,989	165,270	5,063	11,280				895,332	
			NAVELINA								1,840				1,760								3,600	
			PALMER								1,844					840								2,684
			RED STAR	1,200																			1,200	
	ROBYN NAVEL									800			7,778			880					9,458			
	WITKRANS NAVEL			320									1,600		480					160		2,560		
	Non Pigmented Orange	LIMPOPO SEEDLESS													980							980		
	Pigmented Orange	GUSOCORA SEEDLESS							1,600													1,600		
	Valencia	BENNY VALENCIA	2,160						6,400		12,800	812	3,200									25,372		
		DELTA SEEDLESS	18,928		4,000		107		3,200	42,751	160	32,822	6,090	11,200	23,120							142,378		
		MIDKNIGHTS	165,600		7,680		4,400	30,000	880	207,969	55,368	130,944	23,735	78,199	36,080	1,960	1,600	1,600				746,014		
		SHAMOUTIS											320										320	
		TAROCCO														560							560	
		TURKEY									6,977		4,560		1,600	3,509							16,646	
		VALENCIA LATES											868			560							1,428	
		VALENCIAS	164,272		28,640	720	14,693	15,200	2,320	556,070	13,437	259,416	70,945	118,921	98,070					12,800			1,355,505	
	<b>Weekly Total</b>				<b>427,040</b>	<b>160</b>	<b>45,760</b>	<b>720</b>	<b>20,800</b>	<b>97,600</b>	<b>16,240</b>	<b>1,489,058</b>	<b>108,600</b>	<b>732,958</b>	<b>162,850</b>	<b>478,280</b>	<b>253,686</b>	<b>240,310</b>	<b>9,693</b>	<b>50,680</b>		<b>4,134,436</b>		
	32	Late Navel	AUTUMN GOLD LATE NAVEL									1,600										1,600		
			AUTUMN GOLD NAVELATES												1,600								1,600	
			CAMBRIA NAVELATE									15,022					4,800						19,822	
LATE NAVEL			1,672				140	8,000			11,847	703	4,198	70	9,040	4,800						40,470		
ROYAL LATE (RUSTENBURG)			6,400								15,840	1,600	840	720		3,440							28,840	



**Oranges Exported to All Markets: Current Season per Week, Variety and Destination**


Eqv Ctns By Year, Week, Variety Group and Variety				Asia	Central Africa	Central Europe	Eastern Africa	Eastern Europe	Far East	Indian Ocean Island	Middle East	North America (Canada)	Northern Europe	Russia	Southern Europe	United Kingdom	United States	Western Africa	Western Europe	Region Total		
2013	32	Late Navel	WITKRANS NAVELATE								666									666		
		Navels	AUTUM GOLD NAVEL	720						1,600		2,457			1,307	2,000	320					8,404
			AUTUMN GOLD									6,080			9,212		400					15,692
			CAMBRIA	8,240				140	5,360	1,840	16,416	6,400	8,236	13,200								59,832
			CAMBRIA GOLD								560											560
			CARA CARA	10,880								8,154	7,760	6,793	70							33,656
			GLEN ORA LATE								80											80
			LANE LATE NAVELS						4,800													4,800
			NAVEL SEEDLESS	22,787		2,800		17,920	70,400	1,419	111,508	13,695	46,514	31,970	14,400	24,000	12,800			1,600		371,813
			NAVELATES	48,445		1,680			44,960	2,400	123,546	23,493	90,756	8,530	19,032	27,031	26,240	1,974				418,087
			NAVELINA								400		2,880	2,400								400
		ROBYN NAVEL	480																		5,760	
		Non Pigmented Orange	LIMPOPO SEEDLESS												140							140
			Pigmented Orange	GUSOCORA SEEDLESS								2,800			3,200							6,000
		Valencia	BENNY VALENCIA	4,800								1,600	3,440	4,708								14,548
			CLANORS								80											80
			DELTA SEEDLESS	11,520	560	1,760		26,160	13,200	3,200	101,712	20,160	91,933	25,830	48,963	37,280					5,200	387,478
			MIDKNIGHTS	184,984	640	6,320		82,330	51,280		184,153	62,598	157,576	50,350	108,400	40,296			1,600	11,200		941,727
			MORO'S															880	1,600			2,480
	TAROCCO																1,360				1,360	
	TURKEY										1,600		4,800	751							7,151	
	VALENCIA LATES												1,600								1,600	
	VALENCIA SEEDLESS										154										154	
	VALENCIAS		80,664	400	5,120	1,600	187,420	8,000		352,721	10,960	258,705	129,195	157,040	129,777			80	9,600		1,331,282	
	<b>Weekly Total</b>				<b>381,592</b>	<b>1,600</b>	<b>17,680</b>	<b>1,600</b>	<b>314,110</b>	<b>207,600</b>	<b>8,859</b>	<b>958,997</b>	<b>143,848</b>	<b>688,073</b>	<b>260,570</b>	<b>375,275</b>	<b>274,384</b>	<b>40,640</b>	<b>3,654</b>	<b>27,600</b>	<b>3,706,083</b>	
	33	Late Navel	AUTUMN GOLD NAVELATES											2,880	1,600					240	4,720	
			CAMBRIA NAVELATE	2,867					5,280		29,285	3,152		22,883	3,200						66,667	
			LATE NAVEL	8,000					2,678		22,400	1,600	7,567	8,000	2,160						52,405	
			ROYAL LATE (RUSTENBURG)	9,600									652		4,880	561					15,693	
			WITKRANS NAVELATE												1,600							1,600
		Navels	AUTUM GOLD NAVEL	480								17,313		8,625	4,493	240						31,151
			AUTUMN GOLD	720								640		5,920	6,646		1,260					15,186

**Oranges Exported to All Markets: Current Season per Week, Variety and Destination**

Eqv Ctns By Year, Week, Variety Group and Variety				Asia	Central Africa	Central Europe	Eastern Africa	Eastern Europe	Far East	Indian Ocean Island	Middle East	North America (Canada)	Northern Europe	Russia	Southern Europe	United Kingdom	United States	Western Africa	Western Europe	Region Total		
2013	33	Navels	CAMBRIA	6,560					21,520		70,240		14,560	1,120	27,432				2,320	<b>143,752</b>		
			CARA CARA	24,720					1,600		4,800	1,600			1,760	6,400		70			<b>40,950</b>	
			LANE LATE NAVELS	6,720												3,200						<b>9,920</b>
			LENG													1,600						<b>1,600</b>
			NAVEL SEEDLESS	27,680				1,680	39,440		244,007	6,720	83,732	9,280	66,689	18,000	50,960	1,760	3,200			<b>553,148</b>
			NAVELATES	44,640	1,120	4,800			9,470	1,440	136,372	16,000	125,054	350	92,603	7,494	160,370	1,200	23,600			<b>624,514</b>
			NAVELINA								2,290											<b>2,290</b>
		RUBY NAVEL											400							1,600	<b>2,000</b>	
		Pigmented Orange	GUSOCORA SEEDLESS					1,600							3,200	1,600						<b>6,400</b>
		Valencia	DELTA SEEDLESS	33,027			560	10,917	17,280		20,240	33,600	110,368	21,245	41,215	21,982					11,670	<b>322,104</b>
	MALTAISE													160							<b>160</b>	
	MIDKNIGHTS		322,413		9,158	7,360	10,160	89,358	1,600	91,257	88,961	255,554	52,930	152,048	47,774		1,760	5,620			<b>1,135,954</b>	
	TURKEY							1,680			1,600			1,600							<b>4,880</b>	
	VALENCIAS		77,760		13,242	4,080	15,219	51,680	1,600	287,343	11,600	377,814	133,005	268,335	98,840		3,680	13,920			<b>1,358,118</b>	
	<b>Weekly Total</b>				<b>565,187</b>	<b>1,120</b>	<b>27,200</b>	<b>12,000</b>	<b>39,576</b>	<b>239,987</b>	<b>4,640</b>	<b>927,787</b>	<b>160,081</b>	<b>996,279</b>	<b>221,290</b>	<b>712,986</b>	<b>201,850</b>	<b>212,660</b>	<b>8,400</b>	<b>62,170</b>	<b>4,393,213</b>	
	34	Late Navel	AUTUMN GOLD NAVELATES									3,040		2,899		1,600					<b>7,539</b>	
			CAMBRIA NAVELATE						6,800		22,130		12,966		8,080	4,160					<b>54,136</b>	
			LATE NAVEL	4,000					12,800		14,483	2,800	1,600	2,280	4,880						<b>42,843</b>	
			POWELL SUMMER NAVELS	6,480																		<b>6,480</b>
			ROYAL LATE (RUSTENBURG)	3,600					560		4,800				1,190							<b>10,150</b>
WITKRANS NAVELATE										2,260				1,120	720						<b>4,100</b>	
NAVels			AUTUM GOLD NAVEL	8,960					17,600		6,536			11,969	2,126	4,350	1,040				<b>52,580</b>	
AUTUMN GOLD		1,600								3,035	1,680	8,109			240					<b>14,664</b>		
CAMBRIA		9,680					11,680		58,225		15,840		15,040	2,560			320			<b>113,345</b>		
CARA CARA		15,120							1,600	1,610	480		1,297							<b>20,108</b>		
LANE LATE NAVELS		2,480					4,800							33,730						<b>41,010</b>		
NAVEL SEEDLESS		11,200					32,000		51,920	6,618	41,583	6,419	23,360	19,440			2,000			<b>194,540</b>		
NAVELATES		17,680				2,611	24,720	560	71,476	10,246	35,404	10,322	24,560	5,760	1,600	1,440	3,200			<b>209,579</b>		
NAVELINA													181		1,600					<b>1,781</b>		
ROBYN NAVEL							1,600							196						<b>1,796</b>		
WITKRANS NAVEL										80										<b>80</b>		
Pigmented Orange		GUSOCORA SEEDLESS									1,600		320	85	960						<b>2,965</b>	
Valencia	BENNY VALENCIA	3,200										1,600			3,200		480	1,600	<b>10,080</b>			

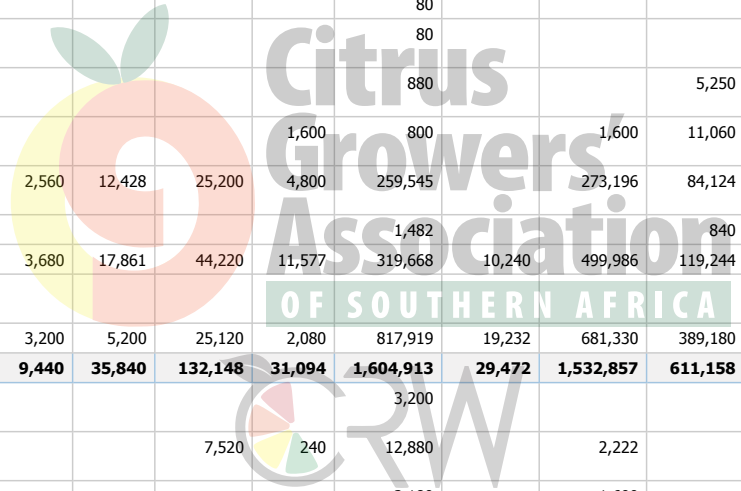
**Oranges Exported to All Markets: Current Season per Week, Variety and Destination**

Eqv Ctns By Year, Week, Variety Group and Variety				Asia	Central Africa	Central Europe	Eastern Africa	Eastern Europe	Far East	Indian Ocean Island	Middle East	North America (Canada)	Northern Europe	Russia	Southern Europe	United Kingdom	United States	Western Africa	Western Europe	Region Total		
2013	34	Valencia	DELTA SEEDLESS	30,811		4,404		13,892	13,280		137,339	28,480	289,760	38,036	21,040	86,138		80	9,431	<b>672,692</b>		
			DO ROI									2,712		640	400							<b>3,752</b>
			MIDKNIGHTS	129,927		14,796		11,165	41,203			125,322	62,146	384,243	94,887	166,288	139,179	3,280	1,716	47,600	<b>1,221,753</b>	
			MORO'S														240					<b>240</b>
			VALENCIAS	57,497		8,000		24,572	19,679			342,578	26,480	726,986	216,361	194,931	275,345		3,520	97,400	<b>1,993,349</b>	
			<b>Weekly Total</b>	<b>302,235</b>		<b>27,200</b>		<b>52,240</b>	<b>186,722</b>	<b>2,160</b>	<b>849,147</b>	<b>138,930</b>	<b>1,533,919</b>	<b>374,705</b>	<b>499,734</b>	<b>537,302</b>	<b>6,480</b>	<b>9,556</b>	<b>159,231</b>	<b>4,679,562</b>		
	35	Late Navel	AUTUMN GOLD NAVELATES			320								1,680		160				579	<b>2,739</b>	
			CAMBRIA NAVELATE						1,440			18,000		14,725		19,774	6,400					<b>60,338</b>
			LATE NAVEL						159			3,920				4,800						<b>8,879</b>
			POWELL SUMMER NAVELS																	3,200		<b>3,200</b>
			ROYAL LATE (RUSTENBURG)	880								1,879										<b>2,759</b>
			WITKRANS NAVELATE												2,450							<b>2,450</b>
		Navels	AUTUM GOLD NAVEL			3,680						5,440		19,032		4,800	320					<b>33,272</b>
			AUTUMN GOLD			3,200						1,360		8,640								<b>13,200</b>
			CAMBRIA			160			4,800	1,760	97,440		20,568		70	23,553	3,360		240			<b>151,950</b>
			CARA CARA	8,000												210						<b>8,210</b>
			LANE LATE NAVELS												11,620	1,600				1,600		<b>14,820</b>
			NAVEL SEEDLESS	6,240		800				9,600	1,600	12,155	6,400	8,480		18,160	3,200		160	1,600		<b>68,395</b>
			NAVELATES	10,640		11,920				1,441		20,160		29,929		7,654	4,880	19,276	160			<b>106,059</b>
		RED STAR							560												<b>560</b>	
		Pigmented Orange	GUSOCORA SEEDLESS	7,279						1,600		1,600				7,440						<b>17,919</b>
	Valencia	BENNY VALENCIA	141							240			492	3,990							<b>4,862</b>	
		DELTA SEEDLESS	111,887		2,219		6,640	34,208	2,720	79,519	29,600	79,819	25,221	104,080	28,784		6,602	3,200			<b>514,498</b>	
		MIDKNIGHTS	338,924		10,257	1,600	1,760	88,621	10,800	108,311	38,297	243,313	61,645	186,376	61,304	10,480	24,480				<b>1,186,167</b>	
		VALENCIAS	155,680		14,244		16,960	15,092	1,120	419,787	14,080	259,650	156,176	523,563	118,162		3,877	84,050			<b>1,782,440</b>	
		<b>Weekly Total</b>	<b>639,671</b>		<b>46,800</b>	<b>1,600</b>	<b>25,360</b>	<b>156,961</b>	<b>18,800</b>	<b>769,570</b>	<b>88,377</b>	<b>686,326</b>	<b>261,381</b>	<b>901,959</b>	<b>226,410</b>	<b>19,276</b>	<b>21,518</b>	<b>118,709</b>	<b>3,982,719</b>			
36	Late Navel	AUTUMN GOLD NAVELATES												246		400				<b>646</b>		
		CAMBRIA LATE NAVEL								344											<b>344</b>	
		CAMBRIA NAVELATE	1,600		320		11,200	1,600	32,160		11,945			28,160	9,006	1,920					<b>97,911</b>	
		LATE NAVEL					1,600			2,320					1,600						<b>5,520</b>	
		POWELL SUMMER NAVELS	3,520																		<b>3,520</b>	
		ROYAL LATE												70							<b>70</b>	



**Oranges Exported to All Markets: Current Season per Week, Variety and Destination**

Eqv Ctns By Year, Week, Variety Group and Variety				Asia	Central Africa	Central Europe	Eastern Africa	Eastern Europe	Far East	Indian Ocean Island	Middle East	North America (Canada)	Northern Europe	Russia	Southern Europe	United Kingdom	United States	Western Africa	Western Europe	Region Total		
2013	36	Late Navel	(RUSTENBURG)																			
			WITKRANS NAVELATE								2,588				490							
	Navels	AUTUM GOLD NAVEL	1,760		4,400				807		6,378			17,854		9,354		3,440				<b>43,993</b>
		AUTUMN GOLD									187		1,083		1,600	128						<b>2,998</b>
		CAMBRIA	7,520		160						3,200	84,490		15,081		17,025	2,473	2,720		1,960		<b>134,629</b>
		CARA CARA	1,600								3,200									4,800		<b>9,600</b>
		LANE LATE NAVELS	1,600								1,600		2,069		3,200							<b>8,469</b>
		NAVEL SEEDLESS	22,640		560				24,000	877	49,403		16,400	480	1,914	32,000	3,658			6,400		<b>158,332</b>
		NAVELATES	10,640					351			2,160	24,988		12,315	420	1,600		37,840	572	280		<b>91,167</b>
		ROBYN NAVEL									80							1,357				<b>1,437</b>
		WITKRANS NAVEL									80											<b>80</b>
	Pigmented Orange	GUSOCORA SEEDLESS	1,600								880			5,250	400						<b>8,130</b>	
	Valencia	BENNY VALENCIA								1,600	800		1,600	11,060								<b>15,060</b>
		DELTA SEEDLESS	94,272		6,096	2,560	12,428	25,200	4,800	259,545		273,196	84,124	86,320	49,772				322	48,760		<b>947,395</b>
		DO ROI	480								1,482			840								<b>2,802</b>
		MIDKNIGHTS	225,640	666	11,268	3,680	17,861	44,220	11,577	319,668	10,240	499,986	119,244	174,832	152,206	31,394	3,175	18,613				<b>1,644,271</b>
		VALENCIA SEEDLESS	240																			<b>240</b>
	VALENCIAS	107,926		12,160	3,200	5,200	25,120	2,080	817,919	19,232	681,330	389,180	227,306	280,757				6,899	114,597		<b>2,692,905</b>	
	<b>Weekly Total</b>				<b>481,038</b>	<b>666</b>	<b>34,964</b>	<b>9,440</b>	<b>35,840</b>	<b>132,148</b>	<b>31,094</b>	<b>1,604,913</b>	<b>29,472</b>	<b>1,532,857</b>	<b>611,158</b>	<b>551,956</b>	<b>527,941</b>	<b>82,729</b>	<b>10,969</b>	<b>195,410</b>		<b>5,872,595</b>
	37	Late Navel	AUTUMN GOLD NAVELATES									3,200						70				<b>3,270</b>
CAMBRIA NAVELATE			1,600						7,520	240	12,880		2,222		880		2,590		240			<b>28,172</b>
Navels		AUTUM GOLD NAVEL	1,600								2,180		1,600		240		7,280					<b>12,900</b>
		AUTUMN GOLD									376						2,030					<b>2,406</b>
		CAMBRIA	1,042						8,000		44,577		2,190		18,405		7,840					<b>82,053</b>
		NAVEL SEEDLESS	15,520						4,800		4,160	3,061	640			3,200						<b>31,381</b>
		NAVELATES	7,360						1,941		10,407						26,060					<b>45,768</b>
Pigmented Orange		GUSOCORA SEEDLESS	3,040						12,880		1,200	4,720		560								<b>22,400</b>
Valencia		BENNY VALENCIA									4,693											<b>4,693</b>
		DELTA SEEDLESS	71,368		4,800		3,698	44,984	1,360	79,206	48,329	248,659	34,790	74,263	72,177			1,680	5,360			<b>690,674</b>
		MIDKNIGHTS	178,550		400		11,954	48,941	12,092	137,231	90,861	273,507	43,799	89,808	78,968	214,250	2,585	9,760				<b>1,192,707</b>
	MORO'S																720				<b>720</b>	
VALENCIAS	145,459		7,600		9,865	42,190	3,200	556,781	30,309	312,494	308,047	283,204	170,062			3,840	31,040			<b>1,904,091</b>		
<b>Weekly Total</b>				<b>425,539</b>		<b>12,800</b>		<b>25,517</b>	<b>171,256</b>	<b>16,892</b>	<b>856,890</b>	<b>177,280</b>	<b>841,312</b>	<b>386,636</b>	<b>467,360</b>	<b>324,406</b>	<b>260,120</b>	<b>8,825</b>	<b>46,400</b>		<b>4,021,235</b>	



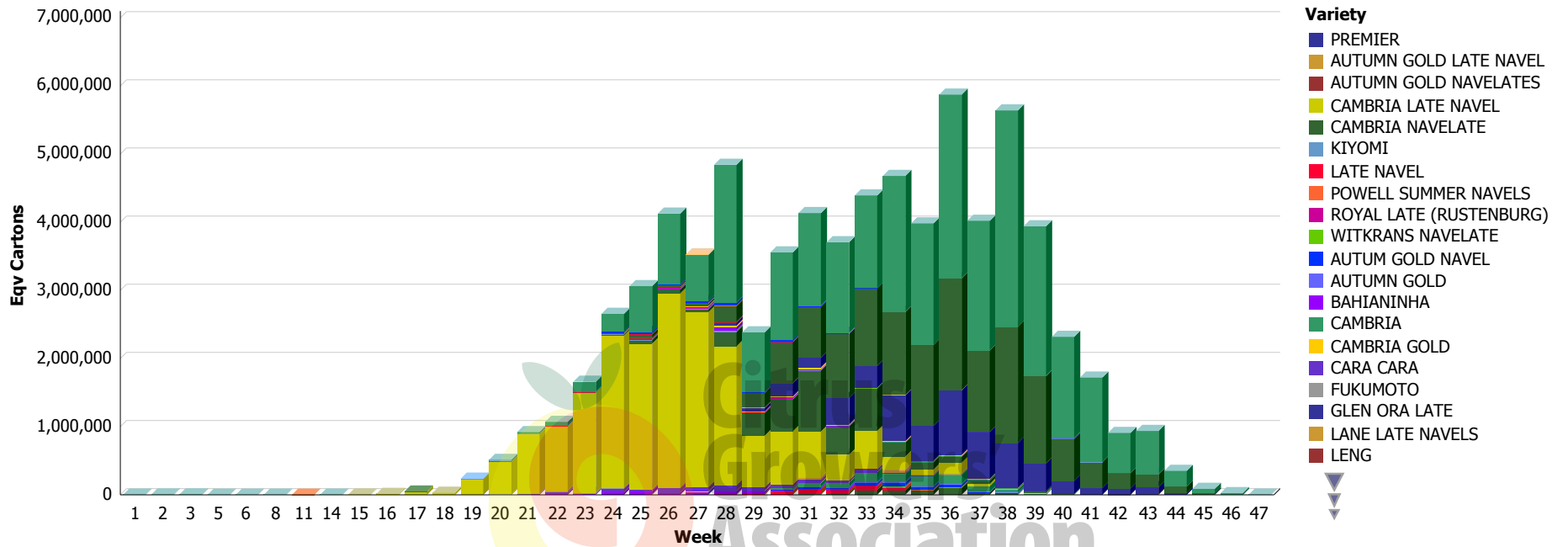




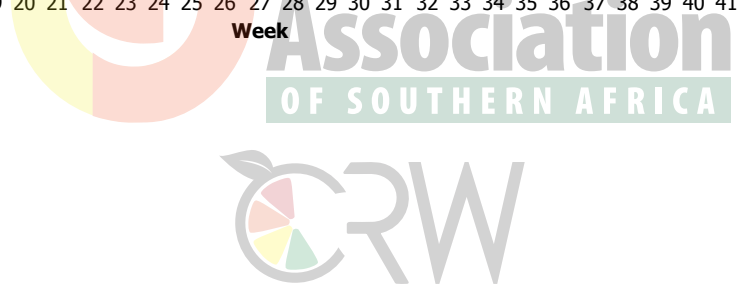
Oranges Exported to All Markets: Current Season per Week, Variety and Destination

Eqv Ctns By Year, Week, Variety Group and Variety			Asia	Central Africa	Central Europe	Eastern Africa	Eastern Europe	Far East	Indian Ocean Island	Middle East	North America (Canada)	Northern Europe	Russia	Southern Europe	United Kingdom	United States	Western Africa	Western Europe	Region Total			
2013	40	Valencia	LATES																			
		Valencia	VALENCIAS	250,560	1,040		5,445	34,120	43,846	11,288	586,997	8,720	118,771	373,481		48,011		1,606			1,483,885	
			<b>Weekly Total</b>	<b>395,646</b>	<b>1,360</b>	<b>3,200</b>	<b>9,373</b>	<b>41,800</b>	<b>75,760</b>	<b>22,964</b>	<b>838,236</b>	<b>37,200</b>	<b>244,560</b>	<b>523,640</b>		<b>119,280</b>	<b>1,600</b>	<b>3,280</b>		<b>2,317,900</b>		
	41	Valencia	DELTA SEEDLESS	9,365			10,400			1,600	36,240		8,960	30,094		3,440				100,099		
			MIDKNIGHTS	34,471			1,680	1,868	32,640	10,480	130,840	9,678	38,042	102,777		9,797		8,447			380,719	
			MORO'S											289								289
			VALENCIAS	88,171			3,200	16,852	27,040	12,395	476,200	82	139,778	412,342		43,003		19,585			1,238,648	
			<b>Weekly Total</b>	<b>132,006</b>			<b>15,280</b>	<b>18,720</b>	<b>59,680</b>	<b>24,475</b>	<b>643,280</b>	<b>9,760</b>	<b>187,069</b>	<b>545,213</b>		<b>56,240</b>		<b>28,032</b>		<b>1,719,754</b>		
	42	Valencia	DELICIA	160																160		
			DELTA SEEDLESS	35,503			6,400	3,360	7,320	3,680	29,292		4,800	2,080				400			92,835	
			MIDKNIGHTS	47,200	149				18,074	18,000	91,760			23,280	23,138				4,660			226,261
			VALENCIAS	158,640	1,041		3,200		18,846	15,280	269,908		7,360	99,042				14,900			588,216	
			<b>Weekly Total</b>	<b>241,503</b>	<b>1,189</b>		<b>9,600</b>	<b>3,360</b>	<b>44,240</b>	<b>36,960</b>	<b>390,960</b>	<b>35,440</b>	<b>124,260</b>				<b>19,960</b>			<b>907,472</b>		
	43	Late Navel	LATE NAVEL							1,600										1,600		
		Navels	NAVEL SEEDLESS	1,600																	1,600	
	Valencia	DELTA SEEDLESS	12,400				8,000		1,600	75,582		4,800	3,660					1,760			107,802	
		MIDKNIGHTS	18,270			1,249		5,360	2,702	81,106		13,187	70,910					469			193,253	
		VALENCIA LATES								680											680	
		VALENCIAS	63,890			9,246		36,400	22,898	335,732		30,573	108,360		9,600		15,360				632,058	
			<b>Weekly Total</b>	<b>96,160</b>			<b>10,494</b>	<b>8,000</b>	<b>41,760</b>	<b>27,200</b>	<b>494,701</b>	<b>48,560</b>	<b>182,930</b>		<b>9,600</b>		<b>17,589</b>			<b>936,994</b>		
44	Valencia	DELTA SEEDLESS	7,200			6,400		1,680		9,680			3,360							28,320		
		MIDKNIGHTS	16,000			320			4,080	43,600		6,880	16,480					6,725			94,085	
		VALENCIAS	9,200	3,360		16,080		40,080	15,128	75,600		3,200	54,870		1,600		9,835			228,953		
			<b>Weekly Total</b>	<b>32,400</b>	<b>3,360</b>		<b>22,800</b>		<b>41,760</b>	<b>19,208</b>	<b>128,880</b>		<b>10,080</b>	<b>74,710</b>		<b>1,600</b>		<b>16,560</b>		<b>351,358</b>		
45	Valencia	DELTA SEEDLESS	5,040					1,600	400											7,040		
		MIDKNIGHTS	8,080					6,400	1,401	6,800											22,681	
		VALENCIAS	8,080					8,080	5,793	18,800								16,842			57,595	
			<b>Weekly Total</b>	<b>21,200</b>				<b>16,080</b>	<b>7,593</b>	<b>25,600</b>							<b>16,842</b>			<b>87,315</b>		
46	Valencia	DELTA SEEDLESS		800																800		
		MIDKNIGHTS																	2,080		2,080	
		VALENCIAS		960		1,600			1,600	8,000		1,600						7,806			21,566	
			<b>Weekly Total</b>		<b>1,760</b>		<b>1,600</b>		<b>1,600</b>	<b>8,000</b>		<b>1,600</b>					<b>9,886</b>			<b>24,446</b>		
47	Valencia	VALENCIAS						1,600												1,600		
			<b>Weekly Total</b>						<b>1,600</b>												<b>1,600</b>	
<b>Total</b>			<b>6,467,252</b>	<b>18,416</b>	<b>484,427</b>	<b>149,346</b>	<b>904,008</b>	<b>3,186,138</b>	<b>431,985</b>	<b>18,070,497</b>	<b>2,433,784</b>	<b>17,867,648</b>	<b>8,028,136</b>	<b>7,147,453</b>	<b>5,971,204</b>	<b>2,776,176</b>	<b>356,691</b>	<b>1,080,952</b>		<b>75,374,113</b>		

# Oranges Exported to All Markets: Current Season per Week and Variety



21 Nov 2013 10:42:42 AM



## Oranges Exported to Japan: Current Season vs Previous Season

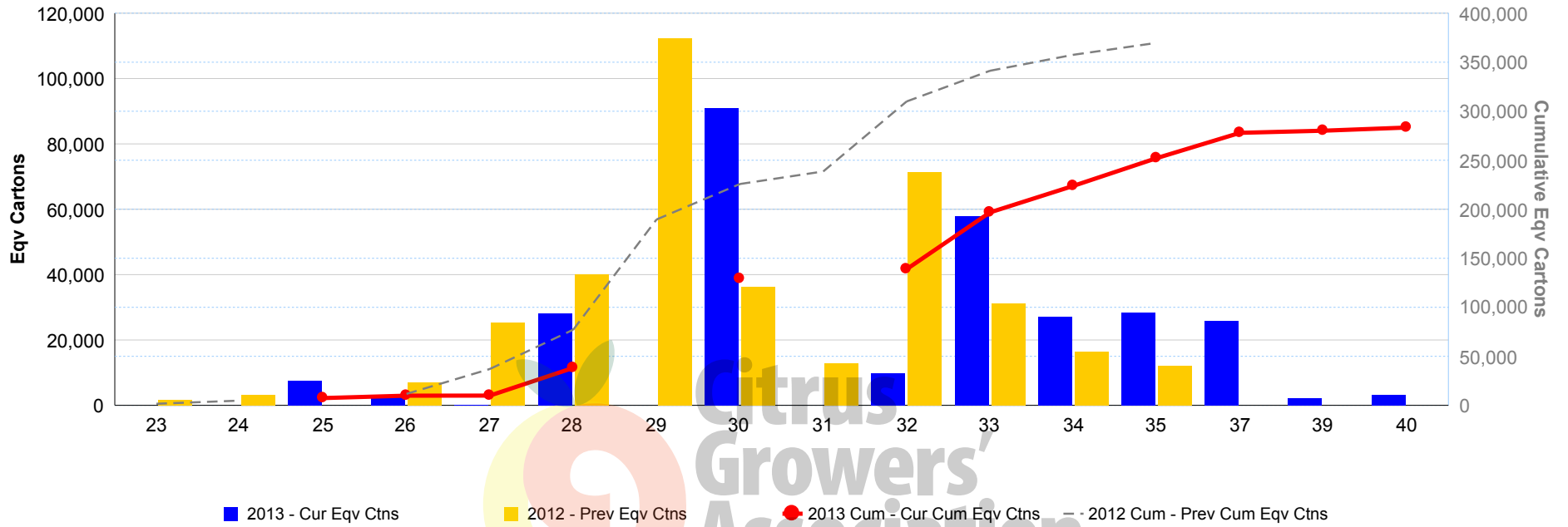
Week	2013		2012		2011	
	Cur Eqv Ctns	Cur Cum Eqv Ctns	Prev Eqv Ctns	Prev Cum Eqv Ctns	Prev Eqv Ctns	Prev Cum Eqv Ctns
23			1,600	1,600	2,400	2,400
24			3,200	4,800	13,760	16,160
25	7,400	7,400			19,540	35,700
26	2,450	9,850	6,890	11,690	23,940	59,640
27	80	9,930	25,360	37,050	8,480	68,120
28	28,238	38,168	40,080	77,130	62,000	130,120
29			112,430	189,560	133,030	263,150
30	90,851	129,019	36,210	225,770	34,880	298,030
31			12,800	238,570	95,760	393,790
32	9,840	138,859	71,403	309,973	74,080	467,870
33	57,920	196,779	31,280	341,253	28,320	496,190
34	27,040	223,819	16,320	357,573	8,800	504,990
35	28,320	252,139	12,160	369,733	6,400	511,390
37	25,840	277,979				
39	2,153	280,131				
40	3,200	283,331				

21 Nov 2013 10:42:42 AM

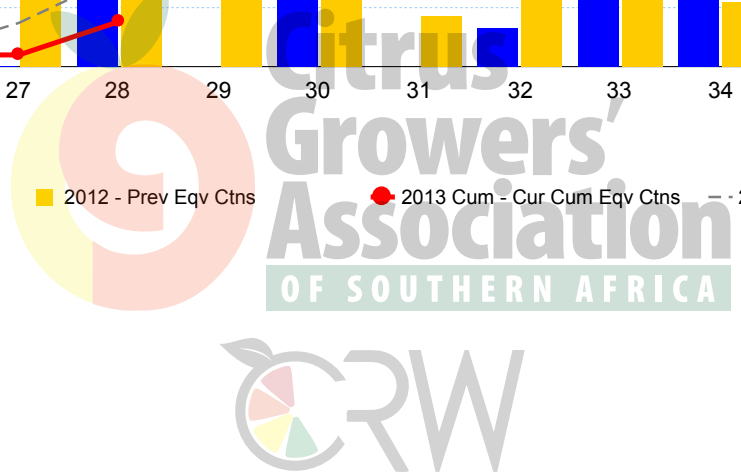


Citrus  
Growers'  
Association  
OF SOUTHERN AFRICA

### Oranges Exported to Japan: Current Season vs Previous Season

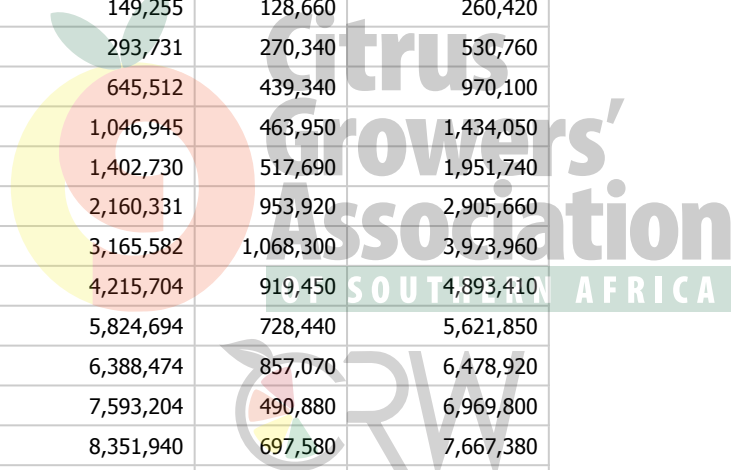


21 Nov 2013 10:42:42 AM



## Oranges Exported to Northern Europe: Current Season vs Previous Season

Week	2013		2012		2011	
	Cur Eqv Ctns	Cur Cum Eqv Ctns	Prev Eqv Ctns	Prev Cum Eqv Ctns	Prev Eqv Ctns	Prev Cum Eqv Ctns
2					1,600	1,600
4					11,200	12,800
10					1,600	14,400
16			8,960	8,960	6,400	20,800
17	9,755	9,755	14,960	23,920	13,200	34,000
18	4,800	14,555	10,720	34,640	19,120	53,120
19	38,323	52,878	62,109	96,749	78,640	131,760
20	141,451	194,329	52,506	149,255	128,660	260,420
21	188,351	382,680	144,476	293,731	270,340	530,760
22	285,211	667,891	351,781	645,512	439,340	970,100
23	224,144	892,036	401,433	1,046,945	463,950	1,434,050
24	660,143	1,552,179	355,785	1,402,730	517,690	1,951,740
25	899,451	2,451,630	757,601	2,160,331	953,920	2,905,660
26	1,222,197	3,673,827	1,005,250	3,165,582	1,068,300	3,973,960
27	811,148	4,484,975	1,050,122	4,215,704	919,450	4,893,410
28	1,381,922	5,866,897	1,608,991	5,824,694	728,440	5,621,850
29	536,097	6,402,993	563,780	6,388,474	857,070	6,478,920
30	1,000,960	7,403,954	1,204,730	7,593,204	490,880	6,969,800
31	732,958	8,136,912	758,737	8,351,940	697,580	7,667,380
32	688,073	8,824,984	814,208	9,166,148	658,470	8,325,850
33	996,279	9,821,263	1,181,757	10,347,905	663,520	8,989,370
34	1,533,919	11,355,182	1,123,674	11,471,578	847,060	9,836,430
35	686,326	12,041,508	1,230,952	12,702,530	807,040	10,643,470
36	1,532,857	13,574,366	1,111,263	13,813,793	1,348,450	11,991,920
37	841,312	14,415,677	1,266,692	15,080,484	1,247,920	13,239,840
38	1,801,468	16,217,145	1,013,292	16,093,776	1,192,160	14,432,000
39	1,123,194	17,340,339	716,257	16,810,034	789,600	15,221,600
40	244,560	17,584,899	279,921	17,089,955	207,680	15,429,280
41	187,069	17,771,968	57,680	17,147,635	126,240	15,555,520
42	35,440	17,807,408	17,600	17,165,235	75,360	15,630,880
43	48,560	17,855,968	21,120	17,186,355	48,320	15,679,200



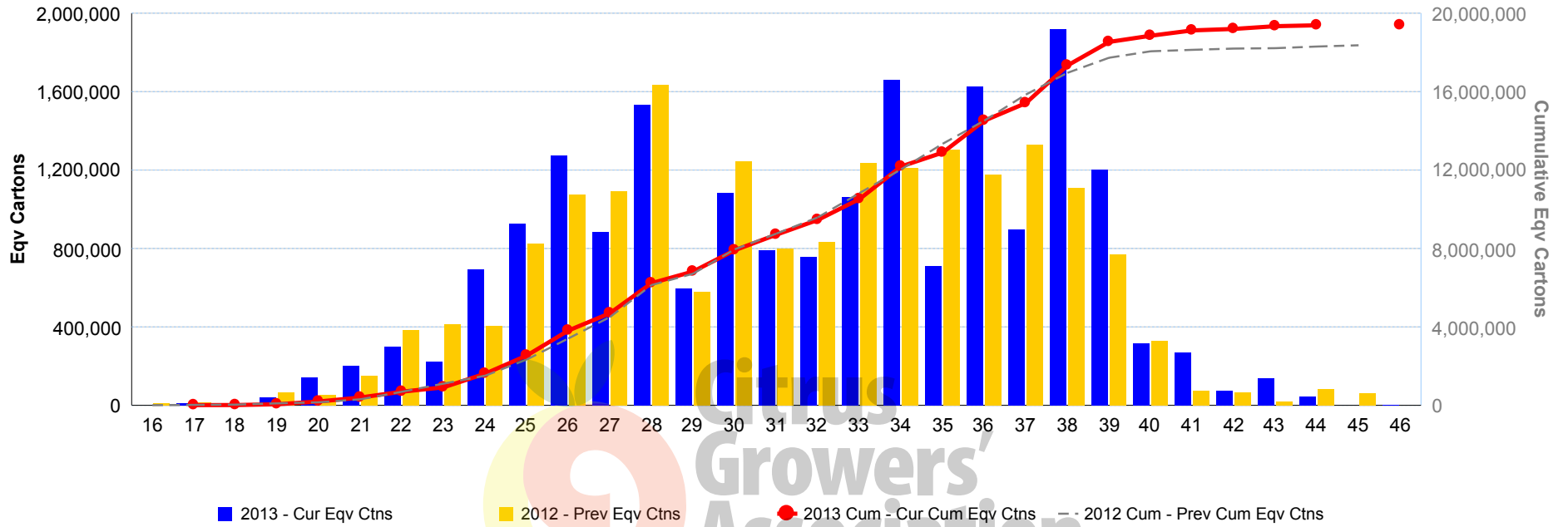
## Oranges Exported to Northern Europe: Current Season vs Previous Season

Week	2013		2012		2011	
	Cur Eqv Ctns	Cur Cum Eqv Ctns	Prev Eqv Ctns	Prev Cum Eqv Ctns	Prev Eqv Ctns	Prev Cum Eqv Ctns
44	10,080	17,866,048	4,800	17,191,155	1,600	15,680,800
45			3,200	17,194,355		
46	1,600	17,867,648				

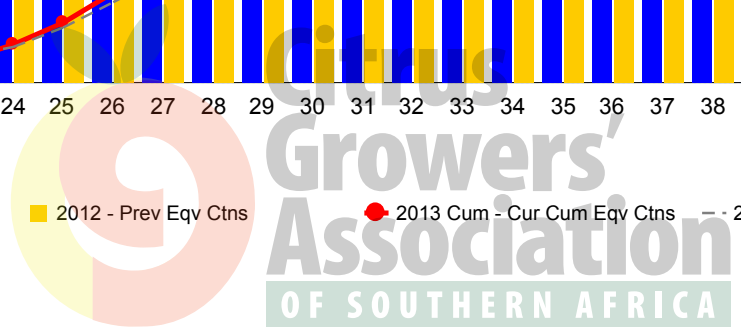
21 Nov 2013 10:42:42 AM



### Oranges Exported to Northern Europe: Current Season vs Previous Season



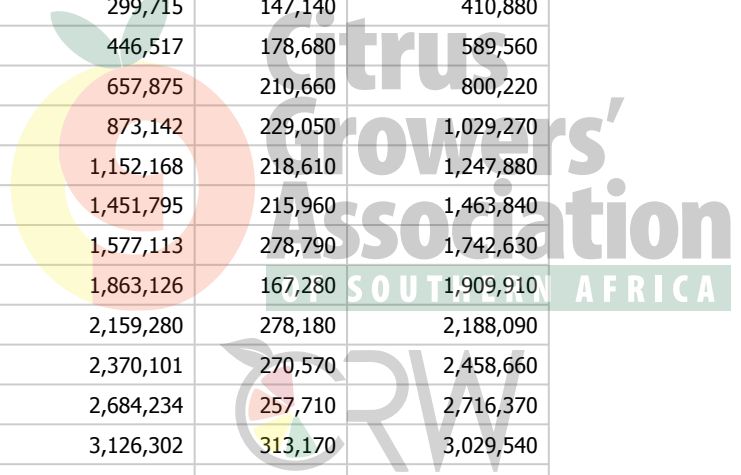
21 Nov 2013 10:42:42 AM





## Oranges Exported to the UK: Current Season vs Previous Season

Week	2013		2012		2011	
	Cur Eqv Ctns	Cur Cum Eqv Ctns	Prev Eqv Ctns	Prev Cum Eqv Ctns	Prev Eqv Ctns	Prev Cum Eqv Ctns
14					9,600	9,600
17			1,600	1,600	1,600	11,200
18					6,080	17,280
19	9,440	9,440	8,320	9,920	24,860	42,140
20	19,371	28,811	14,800	24,720	30,480	72,620
21	56,166	84,977	41,422	66,142	103,420	176,040
22	173,000	257,977	113,790	179,932	87,700	263,740
23	100,649	358,627	119,784	299,715	147,140	410,880
24	257,982	616,609	146,802	446,517	178,680	589,560
25	274,709	891,318	211,358	657,875	210,660	800,220
26	356,139	1,247,458	215,266	873,142	229,050	1,029,270
27	322,727	1,570,185	279,026	1,152,168	218,610	1,247,880
28	478,641	2,048,826	299,627	1,451,795	215,960	1,463,840
29	173,455	2,222,282	125,319	1,577,113	278,790	1,742,630
30	396,261	2,618,543	286,012	1,863,126	167,280	1,909,910
31	253,686	2,872,229	296,154	2,159,280	278,180	2,188,090
32	274,384	3,146,613	210,822	2,370,101	270,570	2,458,660
33	201,850	3,348,463	314,132	2,684,234	257,710	2,716,370
34	537,302	3,885,765	442,068	3,126,302	313,170	3,029,540
35	226,410	4,112,174	451,869	3,578,171	324,880	3,354,420
36	527,941	4,640,115	388,536	3,966,707	392,240	3,746,660
37	324,406	4,964,522	416,430	4,383,138	418,160	4,164,820
38	608,855	5,573,377	264,280	4,647,418	361,200	4,526,020
39	211,107	5,784,484	184,000	4,831,418	288,880	4,814,900
40	119,280	5,903,764	178,480	5,009,898	149,280	4,964,180
41	56,240	5,960,004	28,800	5,038,698	64,000	5,028,180
42			3,200	5,041,898	44,800	5,072,980
43	9,600	5,969,604	6,400	5,048,298	6,400	5,079,380
44	1,600	5,971,204				
45			3,200	5,051,498		
48			3,200	5,054,698		

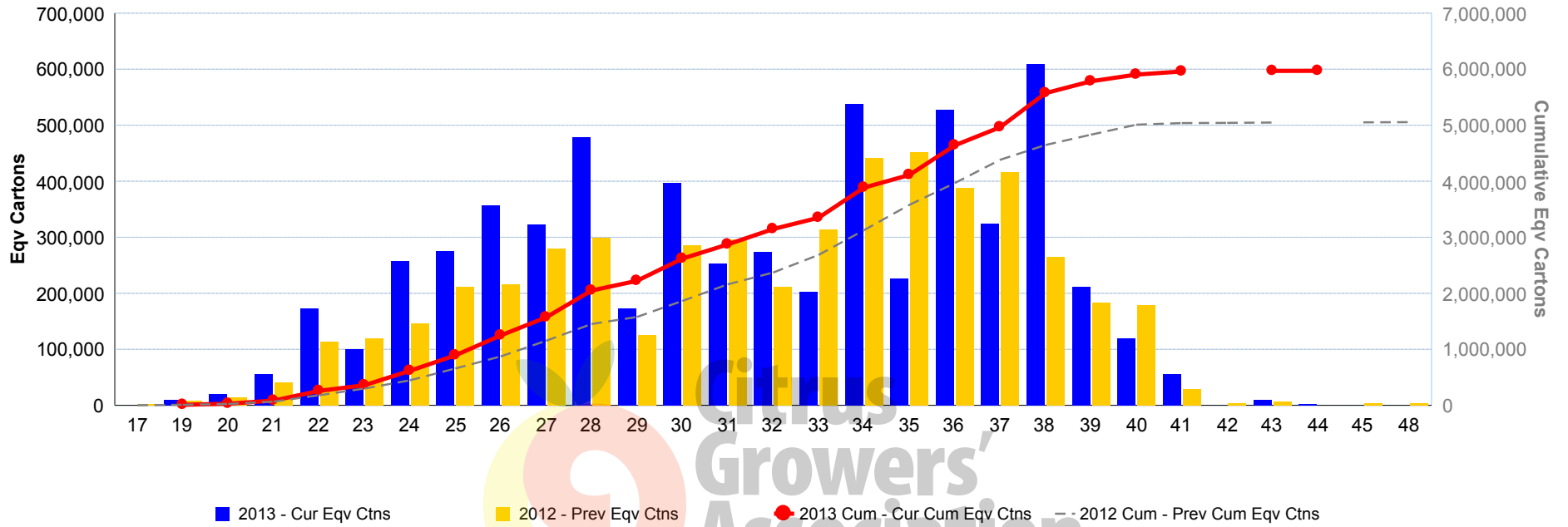


## Oranges Exported to the UK: Current Season vs Previous Season

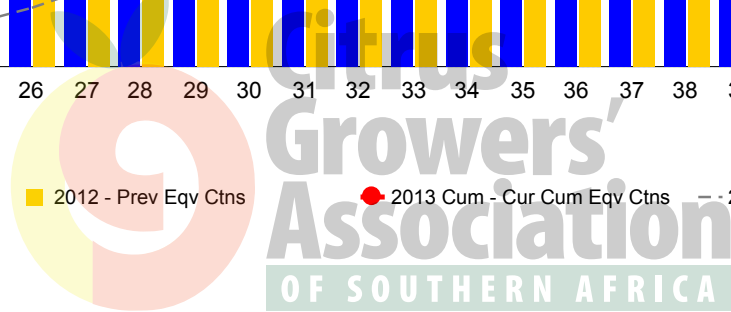
21 Nov 2013 10:42:42 AM



### Oranges Exported to the UK: Current Season vs Previous Season

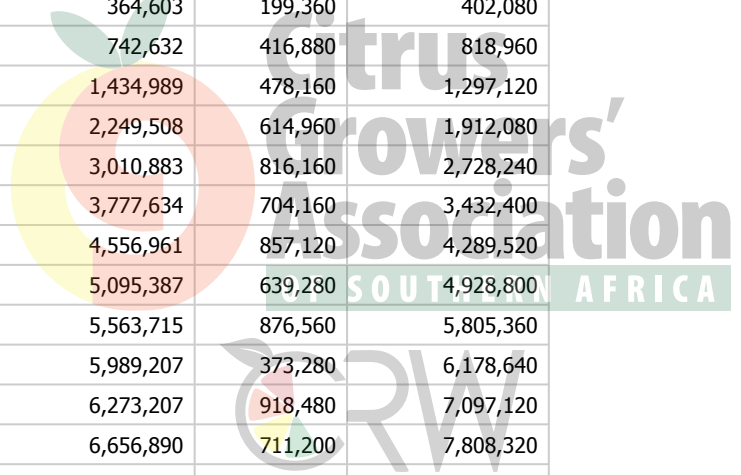


21 Nov 2013 10:42:42 AM



## Oranges Exported to the Middle East: Current Season vs Previous Season

Week	2013		2012		2011	
	Cur Eqv Ctns	Cur Cum Eqv Ctns	Prev Eqv Ctns	Prev Cum Eqv Ctns	Prev Eqv Ctns	Prev Cum Eqv Ctns
12					1,600	1,600
13					1,600	3,200
15					3,200	6,400
16	6,400	6,400	4,800	4,800	6,640	13,040
17	30,400	36,800	23,600	28,400	16,480	29,520
18	4,800	41,600	19,120	47,520	50,880	80,400
19	88,507	130,107	137,243	184,763	122,320	202,720
20	89,469	219,575	179,840	364,603	199,360	402,080
21	247,847	467,423	378,028	742,632	416,880	818,960
22	256,612	724,035	692,357	1,434,989	478,160	1,297,120
23	567,455	1,291,490	814,519	2,249,508	614,960	1,912,080
24	569,444	1,860,934	761,375	3,010,883	816,160	2,728,240
25	647,671	2,508,604	766,751	3,777,634	704,160	3,432,400
26	1,077,047	3,585,651	779,327	4,556,961	857,120	4,289,520
27	547,406	4,133,057	538,426	5,095,387	639,280	4,928,800
28	838,324	4,971,381	468,327	5,563,715	876,560	5,805,360
29	389,677	5,361,058	425,493	5,989,207	373,280	6,178,640
30	689,044	6,050,102	284,000	6,273,207	918,480	7,097,120
31	1,489,058	7,539,160	383,682	6,656,890	711,200	7,808,320
32	958,997	8,498,157	680,517	7,337,406	516,480	8,324,800
33	927,787	9,425,944	688,727	8,026,133	713,200	9,038,000
34	849,147	10,275,092	697,080	8,723,213	460,080	9,498,080
35	769,570	11,044,662	1,079,246	9,802,459	826,640	10,324,720
36	1,604,913	12,649,575	226,688	10,029,147	548,400	10,873,120
37	856,890	13,506,465	1,246,724	11,275,871	404,080	11,277,200
38	1,071,953	14,578,418	1,424,985	12,700,856	735,600	12,012,800
39	962,422	15,540,840	801,890	13,502,746	743,440	12,756,240
40	838,236	16,379,076	1,254,899	14,757,645	797,120	13,553,360
41	643,280	17,022,356	714,428	15,472,072	689,440	14,242,800
42	390,960	17,413,316	408,876	15,880,948	364,560	14,607,360
43	494,701	17,908,017	200,240	16,081,188	189,280	14,796,640



## Oranges Exported to the Middle East: Current Season vs Previous Season

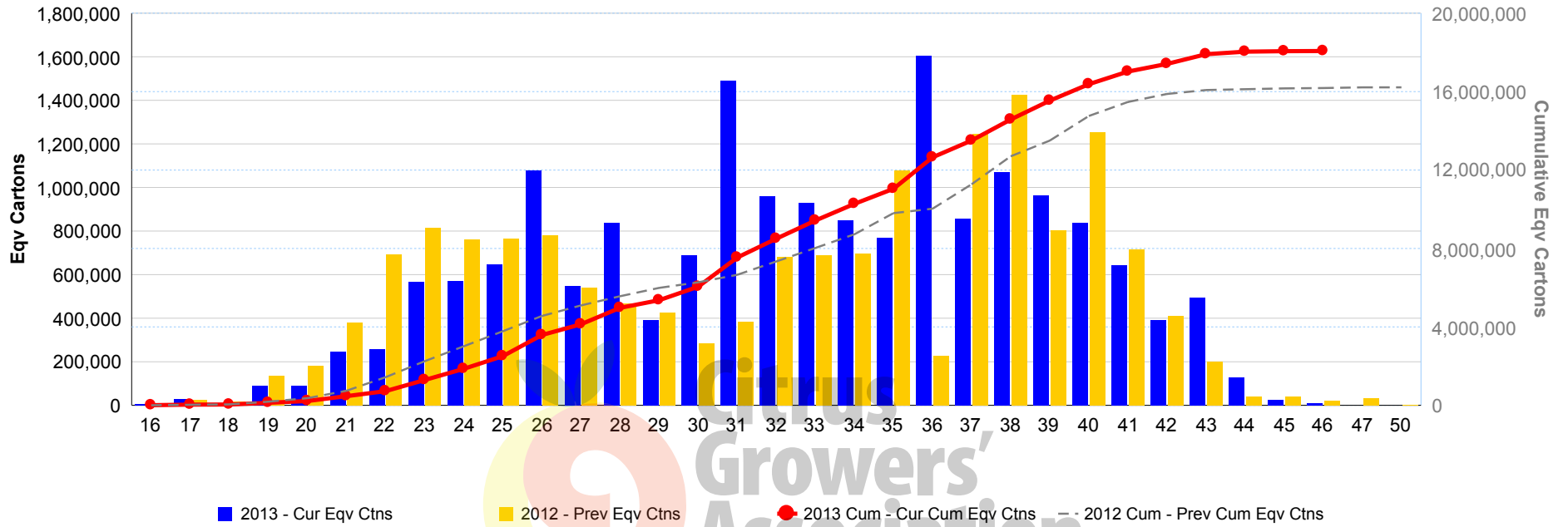
Week	2013		2012		2011	
	Cur Eqv Ctns	Cur Cum Eqv Ctns	Prev Eqv Ctns	Prev Cum Eqv Ctns	Prev Eqv Ctns	Prev Cum Eqv Ctns
44	128,880	18,036,897	40,960	16,122,148	89,760	14,886,400
45	25,600	18,062,497	41,680	16,163,828	1,600	14,888,000
46	8,000	18,070,497	19,200	16,183,028	1,600	14,889,600
47			33,680	16,216,708	28,800	14,918,400
49					3,360	14,921,760
50			1,600	16,218,308		

2 Seasons Ago


21 Nov 2013 10:42:42 AM



### Oranges Exported to the Middle East: Current Season vs Previous Season

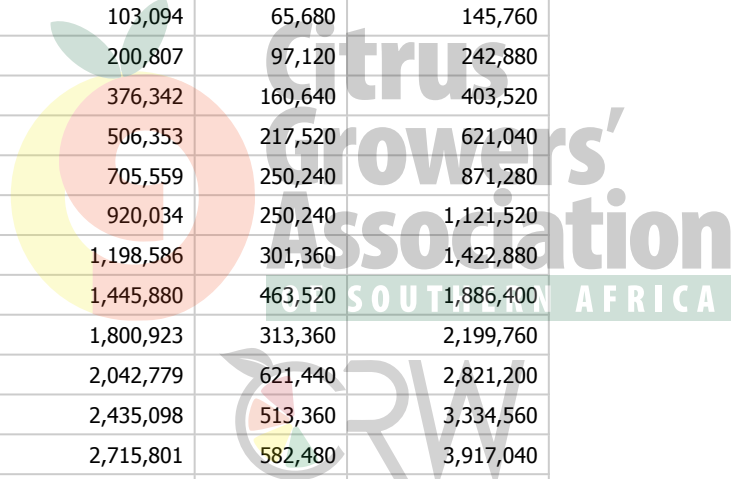


21 Nov 2013 10:42:42 AM



## Oranges Exported to the Far East (excl. Japan): Current Season vs Previous Season

Week	2013		2012		2011	
	Cur Eqv Ctns	Cur Cum Eqv Ctns	Prev Eqv Ctns	Prev Cum Eqv Ctns	Prev Eqv Ctns	Prev Cum Eqv Ctns
1			1,600	1,600		
2			1,600	3,200	1,600	1,600
15					9,600	11,200
18					8,000	19,200
19	6,400	6,400	4,160	7,360	21,520	40,720
20			11,760	19,120	19,440	60,160
21	5,024	11,424	27,956	47,076	19,920	80,080
22	30,279	41,703	56,018	103,094	65,680	145,760
23	58,556	100,259	97,713	200,807	97,120	242,880
24	136,489	236,748	175,535	376,342	160,640	403,520
25	158,809	395,557	130,011	506,353	217,520	621,040
26	178,190	573,747	199,205	705,559	250,240	871,280
27	180,160	753,907	214,475	920,034	250,240	1,121,520
28	168,026	921,933	278,552	1,198,586	301,360	1,422,880
29	123,111	1,045,043	247,294	1,445,880	463,520	1,886,400
30	243,250	1,288,294	355,043	1,800,923	313,360	2,199,760
31	97,600	1,385,894	241,856	2,042,779	621,440	2,821,200
32	197,760	1,583,654	392,319	2,435,098	513,360	3,334,560
33	182,067	1,765,720	280,703	2,715,801	582,480	3,917,040
34	159,682	1,925,403	288,676	3,004,476	405,760	4,322,800
35	128,641	2,054,043	278,640	3,283,116	426,720	4,749,520
36	132,148	2,186,191	153,170	3,436,287	204,480	4,954,000
37	145,416	2,331,607	114,320	3,550,607	216,720	5,170,720
38	118,480	2,450,087	135,791	3,686,398	212,560	5,383,280
39	171,840	2,621,927	88,000	3,774,398	308,800	5,692,080
40	72,560	2,694,487	101,680	3,876,078	141,920	5,834,000
41	58,080	2,752,567	54,400	3,930,478	96,880	5,930,880
42	44,240	2,796,807	20,880	3,951,358	83,440	6,014,320
43	41,760	2,838,567	10,320	3,961,678	59,200	6,073,520
44	41,760	2,880,327	1,600	3,963,278	4,800	6,078,320
45	16,080	2,896,407	1,600	3,964,878	9,600	6,087,920



## Oranges Exported to the Far East (excl. Japan): Current Season vs Previous Season

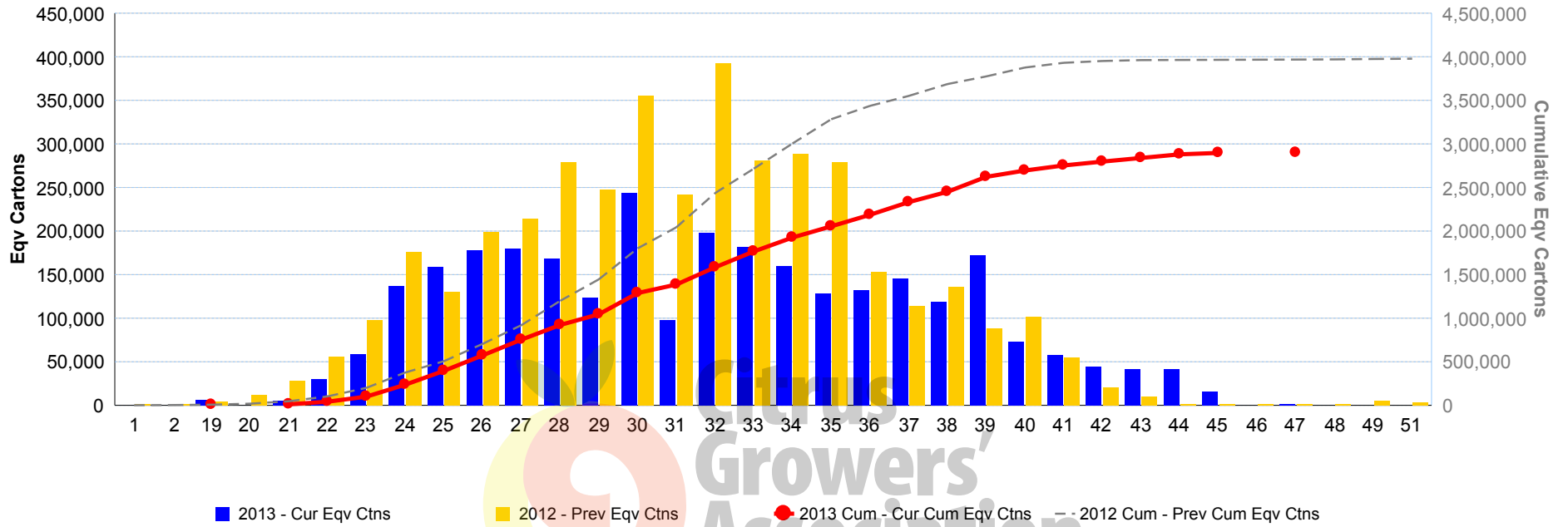
Week	2013		2012		2011	
	Cur Eqv Ctns	Cur Cum Eqv Ctns	Prev Eqv Ctns	Prev Cum Eqv Ctns	Prev Eqv Ctns	Prev Cum Eqv Ctns
46			1,600	3,966,478	3,200	6,091,120
47	1,600	2,898,007	1,600	3,968,078	1,600	6,092,720
48			1,600	3,969,678	3,200	6,095,920
49			4,800	3,974,478		
50					4,800	6,100,720
51			3,200	3,977,678		
52					4,800	6,105,520

21 Nov 2013 10:42:42 AM






### Oranges Exported to the Far East (Excl. Japan) : Current Season vs Previous Season



21 Nov 2013 10:42:42 AM

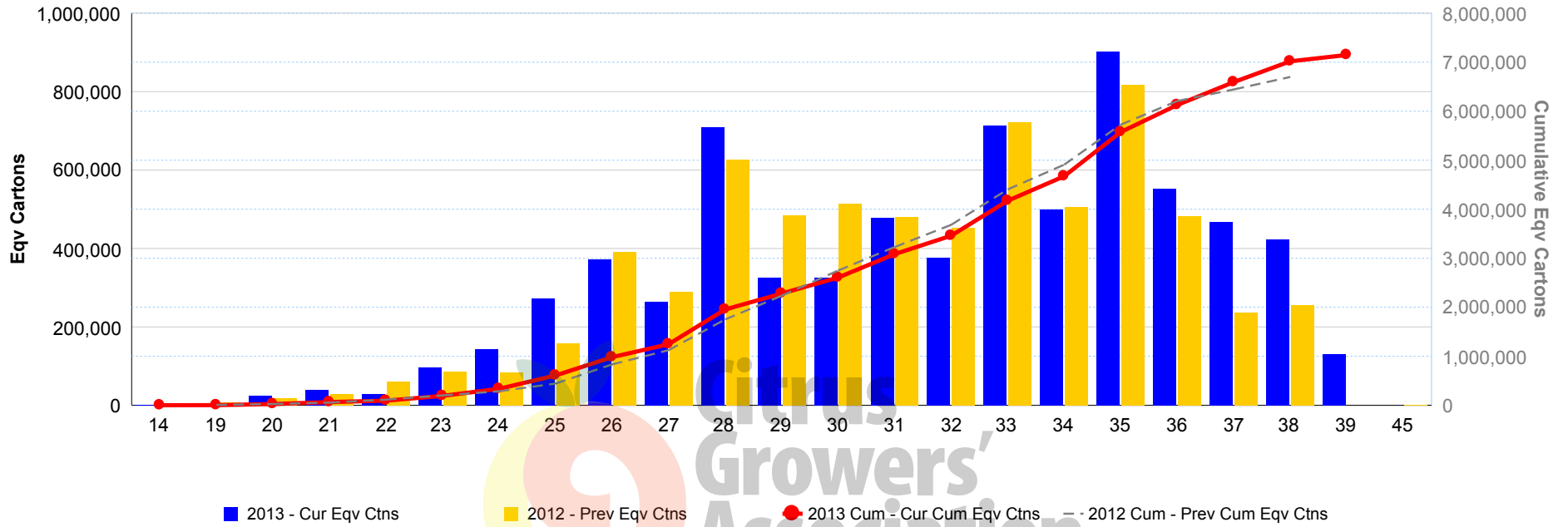


## Oranges Exported to Southern Europe: Current Season vs Previous Season

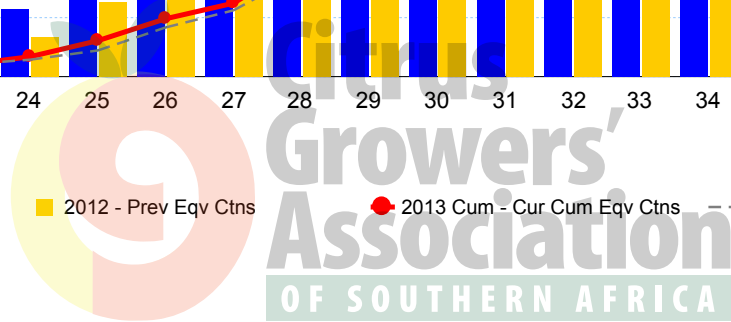
Week	2013		2012		2011	
	Cur Eqv Ctns	Cur Cum Eqv Ctns	Prev Eqv Ctns	Prev Cum Eqv Ctns	Prev Eqv Ctns	Prev Cum Eqv Ctns
14	1,600	1,600				
19	1,600	3,200	8,000	8,000	3,200	3,200
20	23,600	26,800	18,800	26,800	3,200	6,400
21	39,520	66,320	29,200	56,000	28,960	35,360
22	29,518	95,838	60,000	116,000	32,560	67,920
23	97,047	192,885	86,131	202,131	104,480	172,400
24	144,025	336,910	84,160	286,291	198,960	371,360
25	272,372	609,283	157,108	443,400	190,000	561,360
26	372,688	981,971	391,310	834,709	305,200	866,560
27	264,197	1,246,168	290,032	1,124,741	316,080	1,182,640
28	708,454	1,954,622	626,956	1,751,697	459,760	1,642,400
29	326,380	2,281,002	483,422	2,235,119	293,760	1,936,160
30	325,380	2,606,382	514,490	2,749,609	382,390	2,318,550
31	478,280	3,084,662	479,740	3,229,349	381,750	2,700,300
32	375,275	3,459,938	452,409	3,681,758	338,480	3,038,780
33	712,986	4,172,923	722,515	4,404,273	310,180	3,348,960
34	499,734	4,672,657	504,689	4,908,962	409,170	3,758,130
35	901,959	5,574,616	816,450	5,725,412	387,200	4,145,330
36	551,956	6,126,573	482,810	6,208,222	682,460	4,827,790
37	467,360	6,593,933	235,600	6,443,822	393,650	5,221,440
38	423,920	7,017,853	255,000	6,698,822	313,700	5,535,140
39	129,600	7,147,453			19,280	5,554,420
41					8,960	5,563,380
42					3,440	5,566,820
43					6,400	5,573,220
45			1,680	6,700,502		

21 Nov 2013 10:42:42 AM

### Oranges Exported to Southern Europe: Current Season vs Previous Season



21 Nov 2013 10:42:42 AM

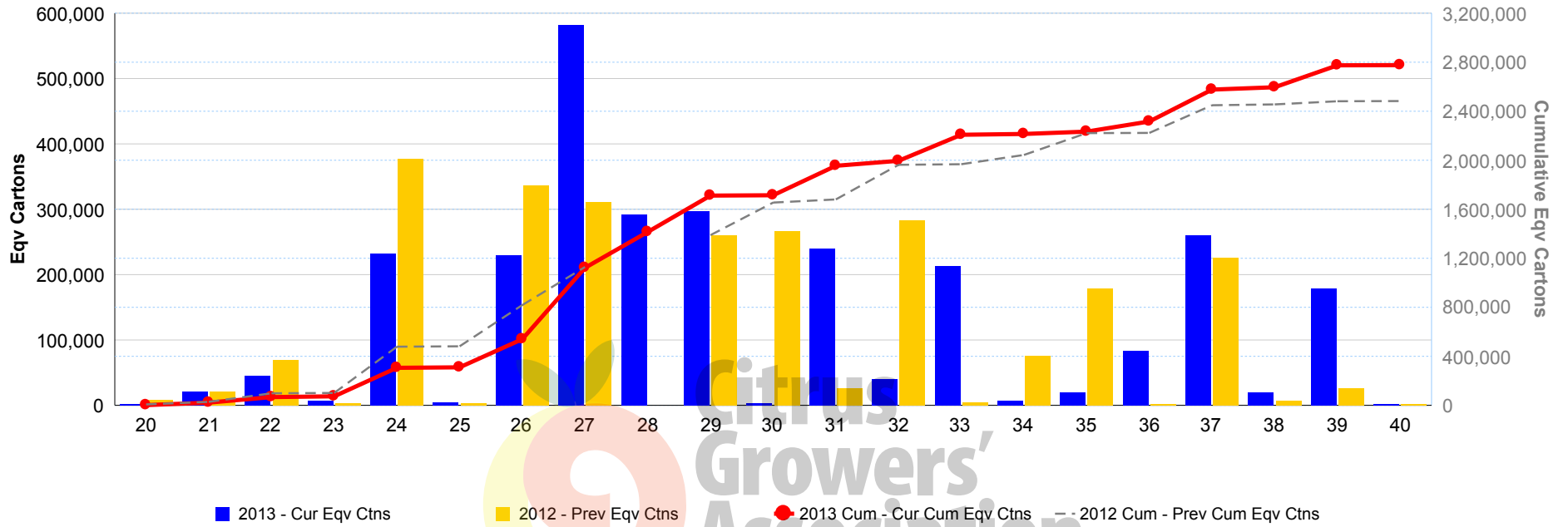


## Oranges Exported to the USA: Current Season vs Previous Season


Week	2013		2012		2011	
	Cur Eqv Ctns	Cur Cum Eqv Ctns	Prev Eqv Ctns	Prev Cum Eqv Ctns	Prev Eqv Ctns	Prev Cum Eqv Ctns
19					1,600	1,600
20	1,600	1,600	7,680	7,680	1,600	3,200
21	20,800	22,400	20,800	28,480	104,220	107,420
22	44,720	67,120	69,889	98,369	5,040	112,460
23	6,400	73,520	2,640	101,009	193,960	306,420
24	232,586	306,106	377,420	478,429	207,750	514,170
25	4,000	310,106	3,200	481,629	1,600	515,770
26	229,950	540,056	336,660	818,289	299,880	815,650
27	582,180	1,122,236	310,510	1,128,799	268,380	1,084,030
28	292,490	1,414,726			9,600	1,093,630
29	296,810	1,711,536	259,783	1,388,583	231,060	1,324,690
30	2,775	1,714,311	266,050	1,654,633	238,200	1,562,890
31	240,310	1,954,621	25,600	1,680,233	8,000	1,570,890
32	40,640	1,995,261	282,450	1,962,683	187,530	1,758,420
33	212,660	2,207,921	4,800	1,967,483	9,600	1,768,020
34	6,480	2,214,401	75,680	2,043,163	12,800	1,780,820
35	19,276	2,233,677	178,290	2,221,453	9,120	1,789,940
36	82,729	2,316,406	1,600	2,223,053	290,570	2,080,510
37	260,120	2,576,526	225,730	2,448,783	33,600	2,114,110
38	19,200	2,595,726	6,960	2,455,743	278,980	2,393,090
39	178,850	2,774,576	25,600	2,481,343	40,000	2,433,090
40	1,600	2,776,176	1,600	2,482,943	94,240	2,527,330
41					115,200	2,642,530
42					4,800	2,647,330

21 Nov 2013 10:42:42 AM

### Oranges Exported to the USA: Current Season vs Previous Season



21 Nov 2013 10:42:42 AM

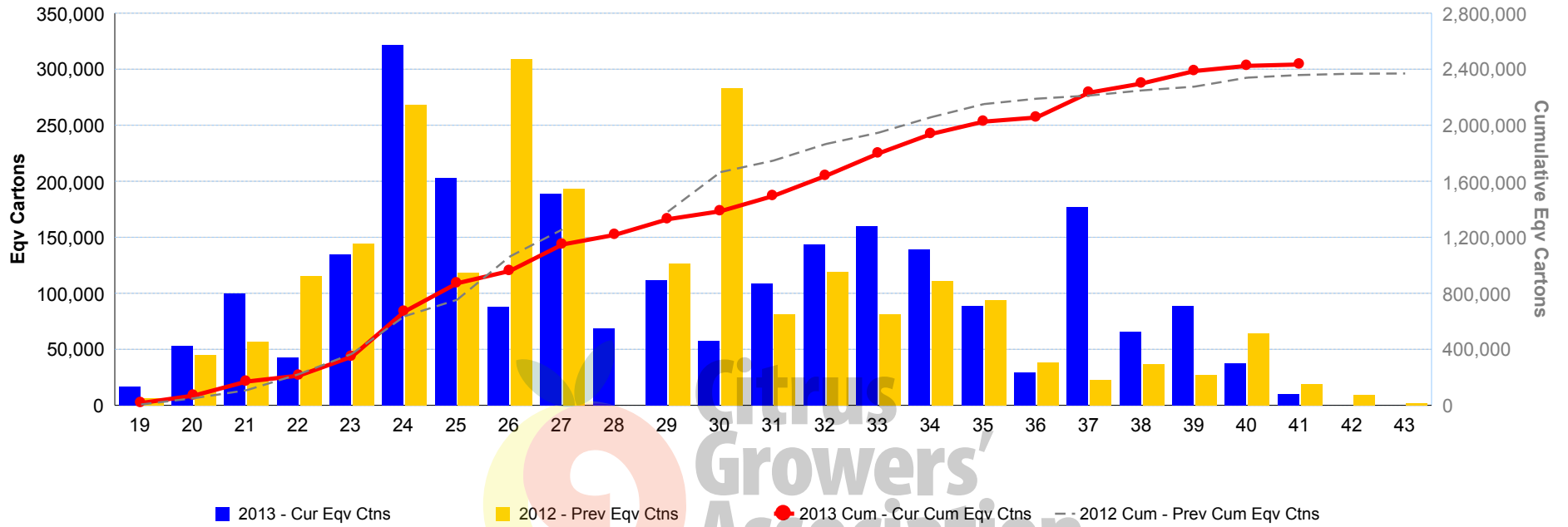


## Oranges Exported to Canada: Current Season vs Previous Season


Week	2013		2012		2011	
	Cur Eqv Ctns	Cur Cum Eqv Ctns	Prev Eqv Ctns	Prev Cum Eqv Ctns	Prev Eqv Ctns	Prev Cum Eqv Ctns
19	16,719	16,719	6,104	6,104	7,920	7,920
20	52,720	69,439	44,640	50,744	20,880	28,800
21	100,104	169,544	57,015	107,758	25,680	54,480
22	42,800	212,344	115,248	223,006	71,600	126,080
23	134,821	347,165	144,198	367,204	48,800	174,880
24	321,626	668,791	268,440	635,644	88,880	263,760
25	202,654	871,445	118,164	753,807	132,480	396,240
26	87,858	959,303	308,661	1,062,469	151,040	547,280
27	189,135	1,148,437	193,612	1,256,081	107,120	654,400
28	69,003	1,217,440			65,360	719,760
29	111,312	1,328,753	126,176	1,382,257	192,560	912,320
30	57,243	1,385,995	282,948	1,665,205	73,760	986,080
31	108,600	1,494,596	81,520	1,746,725	229,920	1,216,000
32	143,848	1,638,444	118,909	1,865,633	42,000	1,258,000
33	160,081	1,798,525	81,040	1,946,673	12,800	1,270,800
34	138,930	1,937,455	110,682	2,057,355	216,640	1,487,440
35	88,377	2,025,832	93,598	2,150,953	72,080	1,559,520
36	29,472	2,055,304	38,480	2,189,433	113,440	1,672,960
37	177,280	2,232,584	22,400	2,211,833	58,560	1,731,520
38	65,360	2,297,944	36,720	2,248,553	102,000	1,833,520
39	88,880	2,386,824	27,120	2,275,673	51,200	1,884,720
40	37,200	2,424,024	64,000	2,339,673	25,600	1,910,320
41	9,760	2,433,784	18,880	2,358,553	19,680	1,930,000
42			9,280	2,367,833	1,600	1,931,600
43			1,600	2,369,433		
44					1,600	1,933,200
46					1,600	1,934,800

21 Nov 2013 10:42:42 AM

### Oranges Exported to Canada: Current Season vs Previous Season



21 Nov 2013 10:42:42 AM



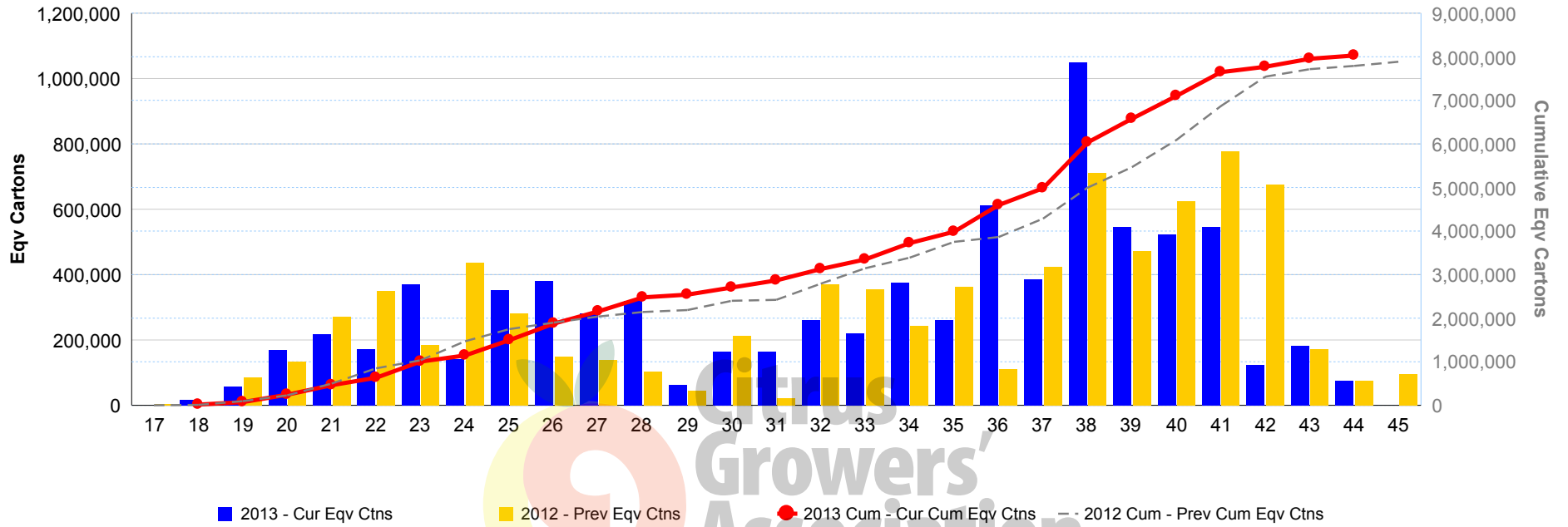
## Oranges Exported to Russia: Current Season vs Previous Season

Week	2013		2012		2011	
	Cur Eqv Ctns	Cur Cum Eqv Ctns	Prev Eqv Ctns	Prev Cum Eqv Ctns	Prev Eqv Ctns	Prev Cum Eqv Ctns
16					20,370	20,370
17			3,000	3,000	30,520	50,890
18	16,520	16,520	7,350	10,350	4,060	54,950
19	57,620	74,140	85,560	95,910	106,540	161,490
20	169,720	243,860	133,000	228,910	256,110	417,600
21	218,680	462,540	270,325	499,235	178,440	596,040
22	170,622	633,162	349,838	849,073	383,450	979,490
23	370,620	1,003,782	185,620	1,034,693	321,740	1,301,230
24	140,790	1,144,572	435,790	1,470,483	297,350	1,598,580
25	352,761	1,497,333	280,030	1,750,513	216,390	1,814,970
26	379,200	1,876,533	148,819	1,899,332	208,940	2,023,910
27	280,273	2,156,806	138,710	2,038,042	286,880	2,310,790
28	319,980	2,476,786	104,113	2,142,156	24,430	2,335,220
29	63,600	2,540,386	44,422	2,186,577	178,990	2,514,210
30	163,350	2,703,736	212,640	2,399,217	32,350	2,546,560
31	162,850	2,866,586	21,510	2,420,727	154,040	2,700,600
32	260,570	3,127,156	370,916	2,791,643	230,810	2,931,410
33	221,290	3,348,446	353,640	3,145,283	384,060	3,315,470
34	374,705	3,723,151	243,590	3,388,873	39,000	3,354,470
35	261,381	3,984,533	362,986	3,751,859	345,160	3,699,630
36	611,158	4,595,690	110,430	3,862,289	284,570	3,984,200
37	386,636	4,982,326	422,590	4,284,879	260,130	4,244,330
38	1,050,250	6,032,576	710,000	4,994,879	592,550	4,836,880
39	544,807	6,577,383	471,370	5,466,249	226,900	5,063,780
40	523,640	7,101,023	624,660	6,090,909	900,770	5,964,550
41	545,213	7,646,236	776,590	6,867,499	750,760	6,715,310
42	124,260	7,770,496	675,330	7,542,829	428,930	7,144,240
43	182,930	7,953,426	172,500	7,715,329	321,090	7,465,330
44	74,710	8,028,136	75,280	7,790,609	5,040	7,470,370
45			95,760	7,886,369		


21 Nov 2013 10:42:42 AM



### Oranges Exported to Russia: Current Season vs Previous Season



21 Nov 2013 10:42:42 AM

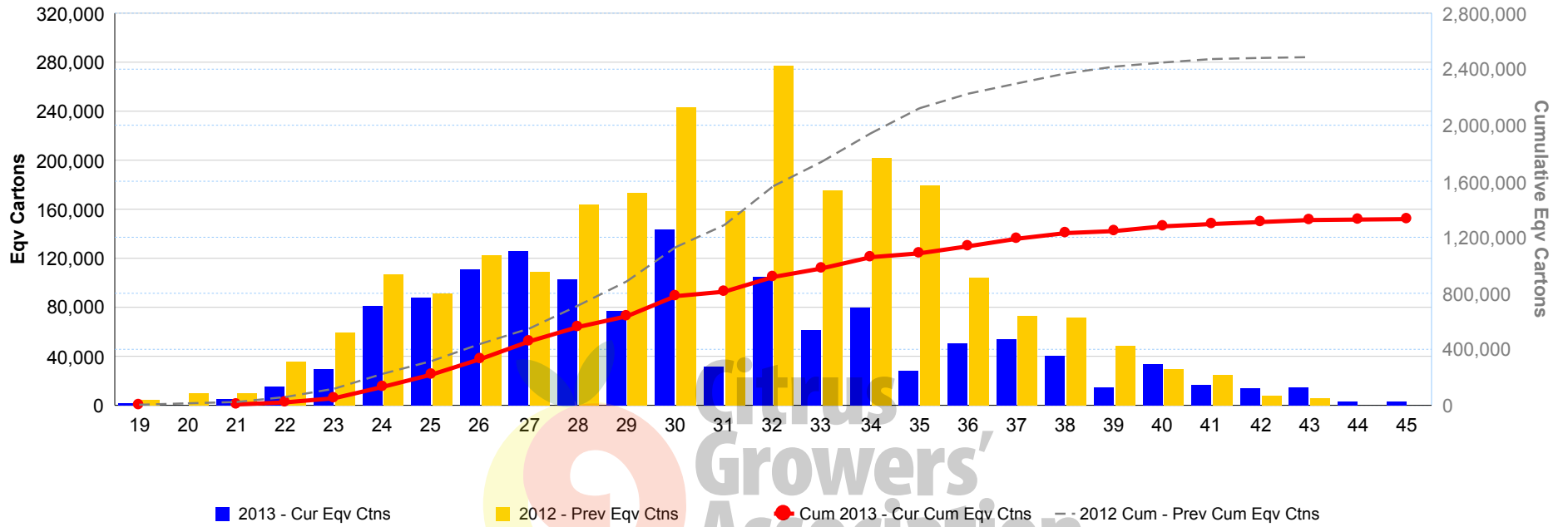


## Oranges Exported to Hong Kong: Current Season vs Previous Season


Week	2013		2012		2011	
	Cur Eqv Ctns	Cur Cum Eqv Ctns	Prev Eqv Ctns	Prev Cum Eqv Ctns	Prev Eqv Ctns	Prev Cum Eqv Ctns
15					9,600	9,600
18					8,000	17,600
19	1,600	1,600	4,160	4,160	18,320	35,920
20			10,160	14,320	9,840	45,760
21	4,800	6,400	9,600	23,920	14,560	60,320
22	15,001	21,401	35,600	59,520	37,040	97,360
23	29,218	50,619	59,200	118,720	82,160	179,520
24	81,370	131,990	106,880	225,600	109,120	288,640
25	87,742	219,732	90,971	316,571	162,480	451,120
26	110,800	330,532	122,640	439,211	142,160	593,280
27	126,160	456,692	109,120	548,331	156,320	749,600
28	102,577	559,268	164,034	712,366	181,200	930,800
29	76,800	636,068	173,290	885,656	350,720	1,281,520
30	143,532	779,600	243,440	1,129,096	220,880	1,502,400
31	31,760	811,360	158,400	1,287,496	397,120	1,899,520
32	104,960	916,320	276,879	1,564,374	339,200	2,238,720
33	61,440	977,760	175,440	1,739,814	407,600	2,646,320
34	79,760	1,057,520	202,038	1,941,852	231,360	2,877,680
35	27,920	1,085,440	179,360	2,121,212	238,240	3,115,920
36	50,308	1,135,748	103,920	2,225,132	100,000	3,215,920
37	53,680	1,189,428	73,200	2,298,332	90,880	3,306,800
38	40,320	1,229,748	71,471	2,369,804	48,080	3,354,880
39	14,560	1,244,308	48,720	2,418,524	57,680	3,412,560
40	33,840	1,278,148	29,520	2,448,044	17,760	3,430,320
41	16,480	1,294,628	24,480	2,472,524	26,560	3,456,880
42	14,080	1,308,708	8,080	2,480,604	3,200	3,460,080
43	14,400	1,323,108	5,520	2,486,124	1,600	3,461,680
44	3,200	1,326,308			4,800	3,466,480
45	3,280	1,329,588				

21 Nov 2013 10:42:42 AM

### Oranges Exported to Hong Kong: Current Season vs Previous Season



21 Nov 2013 10:42:42 AM



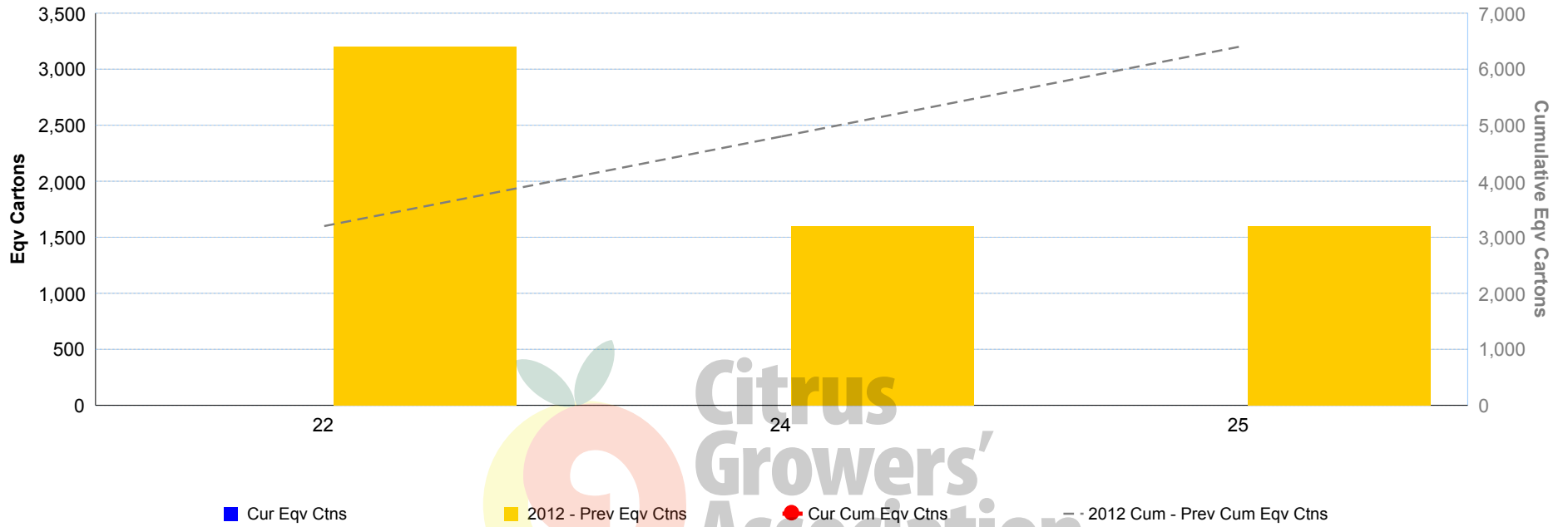
## Oranges Exported to Iran: Current Season vs Previous Season

Week	2012		2011	
	Prev Eqv Ctns	Prev Cum Eqv Ctns	Prev Eqv Ctns	Prev Cum Eqv Ctns
22	1,600	1,600		
23			1,680	1,680
25	1,600	3,200	12,800	14,480
26			26,800	41,280
27			28,400	69,680
28			70,720	140,400
29			22,800	163,200
30			13,920	177,120
31			36,240	213,360
32			3,200	216,560
33			45,760	262,320
34			58,080	320,400
35			66,480	386,880
36			40,400	427,280
37			27,360	454,640
38			11,200	465,840
39			3,200	469,040
40			8,240	477,280
42			5,520	482,800
43			1,840	484,640




21 Nov 2013 10:42:42 AM

### Oranges Exported to Iran: Current Season vs Previous Season



21 Nov 2013 10:42:42 AM

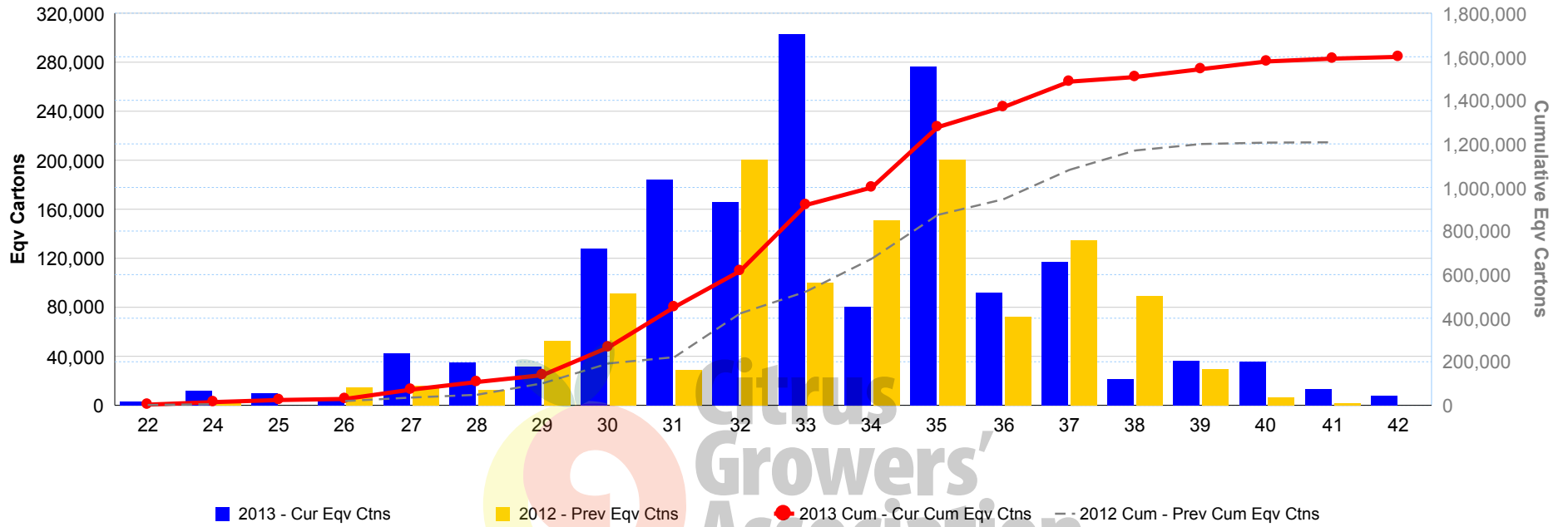


## Oranges Exported to China: Current Season vs Previous Season

Week	2013		2012		2011	
	Cur Eqv Ctns	Cur Cum Eqv Ctns	Prev Eqv Ctns	Prev Cum Eqv Ctns	Prev Eqv Ctns	Prev Cum Eqv Ctns
20					3,200	3,200
21					1,600	4,800
22	3,200	3,200	1,600	1,600	17,600	22,400
23					6,400	28,800
24	11,680	14,880	3,600	5,200	6,400	35,200
25	9,600	24,480				
26	4,800	29,280	14,400	19,600	24,560	59,760
27	42,640	71,920	16,000	35,600	36,800	96,560
28	35,145	107,065	12,800	48,400	54,480	151,040
29	31,524	138,589	52,800	101,200	64,080	215,120
30	127,759	266,348	91,120	192,320	65,600	280,720
31	184,400	450,748	28,800	221,120	139,680	420,400
32	165,920	616,668	200,640	421,760	82,240	502,640
33	302,960	919,628	100,400	522,160	61,280	563,920
34	80,480	1,000,108	151,120	673,280	113,360	677,280
35	276,705	1,276,814	200,800	874,080	59,680	736,960
36	92,160	1,368,974	72,000	946,080	126,320	863,280
37	116,734	1,485,708	134,720	1,080,800	16,480	879,760
38	21,360	1,507,068	89,120	1,169,920	6,400	886,160
39	36,108	1,543,176	29,520	1,199,440		
40	35,353	1,578,528	6,400	1,205,840		
41	12,960	1,591,488	1,600	1,207,440		
42	8,000	1,599,488				

21 Nov 2013 10:42:42 AM

### Oranges Exported to China: Current Season vs Previous Season



21 Nov 2013 10:42:42 AM

