



Citrus Marketing Forum



27 Jun 2013

Contacts:

John Edmonds Tel: (031) 765-2514; E-mail: johne@cga.co.za
Gloria Smail Tel: (031) 765-2514; E-mail: gloria@cga.co.za

For Reference:

Product	Standard Carton Mass	# of Cartons per Pallet
Grapefruit	17 kg	56
Lemons	15 kg	80
Oranges - Navels	15 kg	70
Oranges - Valencias	15 kg	80
Soft Citrus	15 kg	70

Destination Region Layout

Reporting Region	Country
Africa	ALGERIA
	ANGOLA
	BENIN
	BOTSWANA
	BURUNDI
	CAMEROON
	CAPE VERDE
	CONGO (REPUBLIC OF)
	COTE D'IVOIRE
	DEMOCRATIC REP OF CONGO
	DJIBOUTI
	EGYPT
	EQUATORIAL GUINEA
	ETHIOPIA
	GABON
	GHANA
	KENYA
	LESOTHO
	LIBYAN ARAB JAMAHIRIYA
	MALAWI
	MAURITANIA
	MOROCCO
	MOZAMBIQUE
	NAMIBIA
	NIGERIA
	SAO TOME AND PRINCIPE
	SENEGAL
	SIERRA LEONE
	SOMALIA
	SOUTH AFRICA
ST HELENA	
SUDAN	

Reporting Region	Country
Middle East	AZERBAIJAN
	BAHRAIN
	IRAN (ISLAMIC REPUBLIC OF)
	ISRAEL
	JORDAN
	KUWAIT
	LEBANON
	OMAN
	PAKISTAN
	QATAR
	SAUDI ARABIA
	SYRIAN ARAB REPUBLIC
	TURKEY
	UNITED ARAB EMIRATES
	UZBEKISTAN
	YEMEN
New Zealand	NEW ZEALAND
North America (Canada)	CANADA
	MEXICO
Northern Africa	EGYPT
	LIBYAN ARAB JAMAHIRIYA
	MOROCCO
	TUNISIA
Northern Europe	BELGIUM
	DENMARK
	FINLAND
	GERMANY
	NETHERLANDS
	NORWAY
Russia	RUSSIAN FEDERATION
South America	BRAZIL
	CHILE
	CUBA



Destination Region Layout

Reporting Region	Country
Africa	SWAZILAND
	TOGO
	TUNISIA
	UGANDA
	UNITED REPUBLIC OF TANZANIA
	ZAMBIA
	ZIMBABWE
Asia	BANGLADESH
	BRUNEI DARUSSALAM
	CHINA
	HONG KONG
	INDIA
	INDONESIA
	JAPAN
	KOREA
	MALAYSIA
	PHILIPPINES
	REPUBLIC OF KOREA (SOUTH)
	SINGAPORE
	SRI LANKA
	TAIWAN
	THAILAND
	TONGA
	VIET NAM
	VIETNAM
Atlantic Ocean Isle	CAPE VERDE
	FIJI
	ST HELENA
Australia	AUSTRALIA
Central Africa	ALGERIA
	BOTSWANA
	BURUNDI
	CAMEROON

Reporting Region	Country
South America	PARAGUAY
	PERU
	URUGUAY
	VENEZUELA
Southern Africa	LESOTHO
	MOZAMBIQUE
	SOUTH AFRICA
	SWAZILAND
	ZAMBIA
	ZIMBABWE
Southern Europe	CYPRUS
	GREECE
	ITALY
	MALTA
	PORTUGAL
	SPAIN
United Kingdom	IRELAND
	UNITED KINGDOM
United States	PUERTO RICO
	UNITED STATES
Western Africa	ANGOLA
	BENIN
	CONGO (REPUBLIC OF)
	COTE D'IVOIRE
	GABON
	GHANA
	MAURITANIA
	NAMIBIA
	NIGERIA
	SENEGAL
SIERRA LEONE	
TOGO	
Western Europe	FRANCE



Destination Region Layout

Reporting Region	Country
Central Africa	DEMOCRATIC REP OF CONGO
	EQUATORIAL GUINEA
	MALAWI
	SAO TOME AND PRINCIPE
Central America	ARGENTINA
Central Europe	AUSTRIA
	CROATIA (local name Hrvatska)
	CZECH REPUBLIC
	ESTONIA
	GEORGIA
	LUXEMBOURG
	POLAND
	SLOVENIA
	SWEDEN
	SWITZERLAND
Central-America	CUBA
Eastern Africa	DJIBOUTI
	ETHIOPIA
	KENYA
	SOMALIA
	SUDAN
	UGANDA
	UNITED REPUBLIC OF TANZANIA
Eastern Europe	BULGARIA
	LATVIA
	LITHUANIA
	ROMANIA
	UKRAINE
European Union	AUSTRIA
	BELGIUM
	BULGARIA
	CROATIA (local name Hrvatska)
	CYPRUS



Destination Region Layout

Reporting Region	Country
European Union	CZECH REPUBLIC
	DENMARK
	ESTONIA
	FINLAND
	FRANCE
	GEORGIA
	GERMANY
	GREECE
	ITALY
	LATVIA
	LITHUANIA
	LUXEMBOURG
	MALTA
	NETHERLANDS
	NORWAY
	POLAND
	PORTUGAL
	ROMANIA
	SLOVENIA
	SPAIN
SWEDEN	
SWITZERLAND	
UKRAINE	
Far East	HONG KONG
	JAPAN
	SINGAPORE
	TAIWAN
Indian Ocean Island	COMOROS
	MADAGASCAR
	MALDIVES
	MAURITIUS
	MAYOTTE
	REUNION



Destination Region Layout

Reporting Region	Country
Indian Ocean Island	SEYCHELLES
Indian Ocean islands	COMOROS
	MADAGASCAR
	MALDIVES
	MAURITIUS
	MAYOTTE
	REUNION
	SEYCHELLES
Middle East	AZERBAIJAN
	BAHRAIN
	IRAN (ISLAMIC REPUBLIC OF)
	ISRAEL
	JORDAN
	KUWAIT
	LEBANON
	OMAN
	PAKISTAN
	QATAR
	SAUDI ARABIA
	SYRIAN ARAB REPUBLIC
	TURKEY
	UNITED ARAB EMIRATES
	UZBEKISTAN
	YEMEN
	New Zealand
North America (Canada)	CANADA
	MEXICO
North-America	CANADA
	MEXICO
	UNITED STATES
Northern Africa	EGYPT
	LIBYAN ARAB JAMAHIRIYA
	MOROCCO



Destination Region Layout

Reporting Region	Country
Northern Africa	TUNISIA
Northern Europe	BELGIUM
	DENMARK
	FINLAND
	GERMANY
	NETHERLANDS
	NORWAY
Oceania	AUSTRALIA
	FIJI
	NEW ZEALAND
	TONGA
Russia	RUSSIAN FEDERATION
Russian Federation	RUSSIAN FEDERATION
South America	BRAZIL
	CHILE
	CUBA
	PARAGUAY
	PERU
	URUGUAY
	VENEZUELA
South-America	BRAZIL
	CHILE
	PARAGUAY
	PERU
	URUGUAY
	VENEZUELA
Southern Africa	LESOTHO
	MOZAMBIQUE
	SOUTH AFRICA
	SWAZILAND
	ZAMBIA
	ZIMBABWE
Southern Europe	CYPRUS



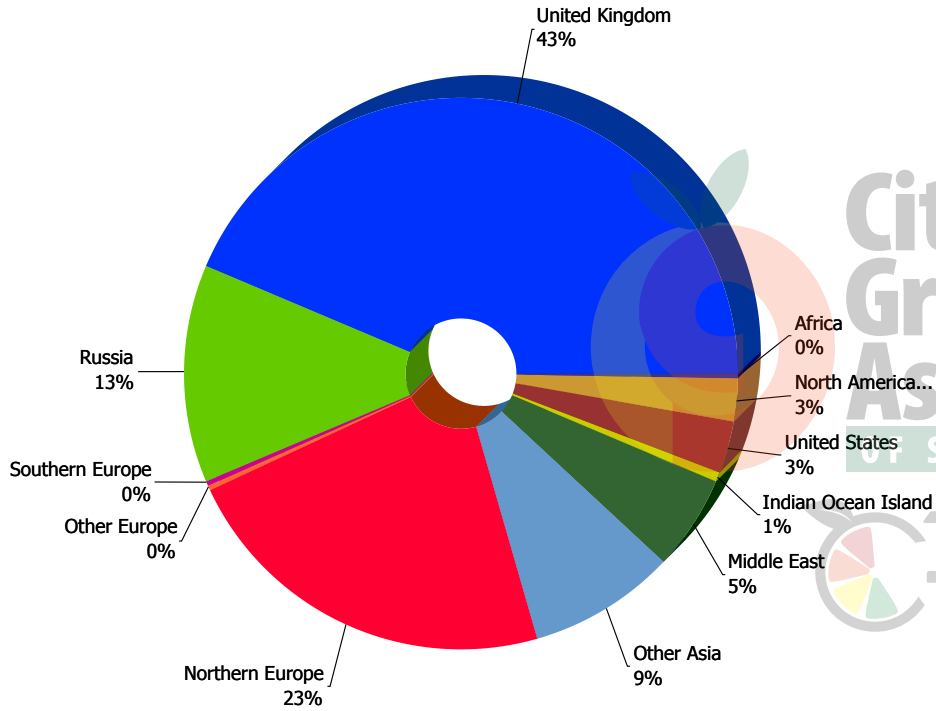
Destination Region Layout

Reporting Region	Country
Southern Europe	GREECE
	ITALY
	MALTA
	PORTUGAL
	SPAIN
United Kingdom	IRELAND
	UNITED KINGDOM
United States	PUERTO RICO
	UNITED STATES
Western Africa	ANGOLA
	BENIN
	CONGO (REPUBLIC OF)
	COTE D'IVOIRE
	GABON
	GHANA
	MAURITANIA
	NAMIBIA
	NIGERIA
	SENEGAL
	SIERRA LEONE
	TOGO
Western Europe	FRANCE

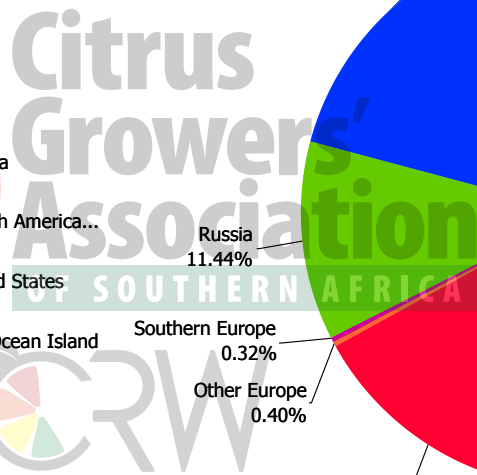
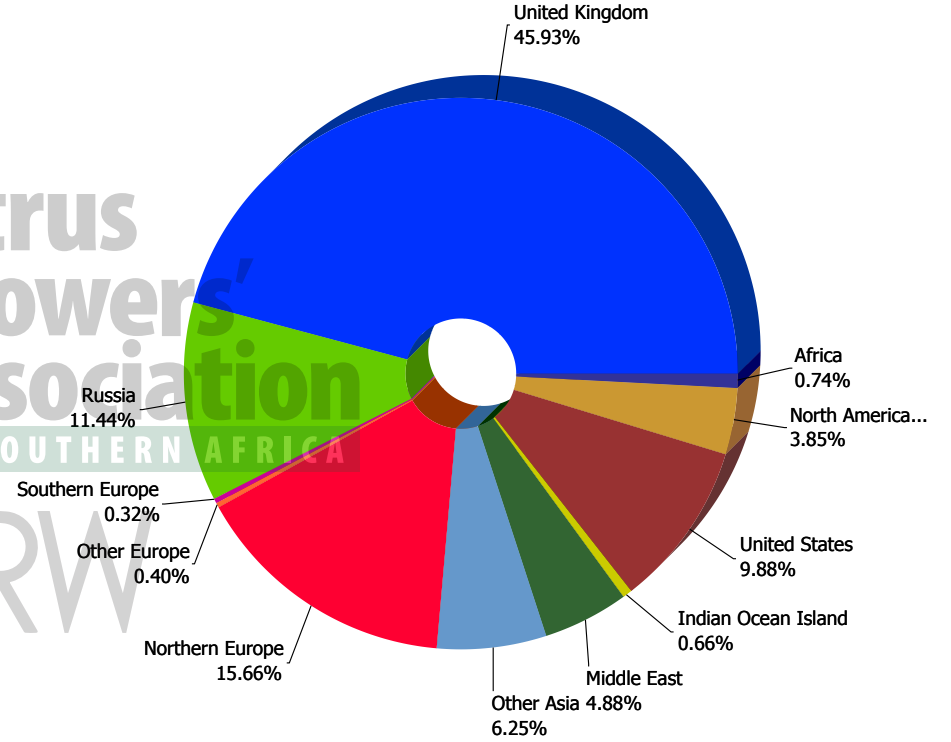


Soft Citrus Exported: Current Season vs Previous Season

Current Season (YTD)

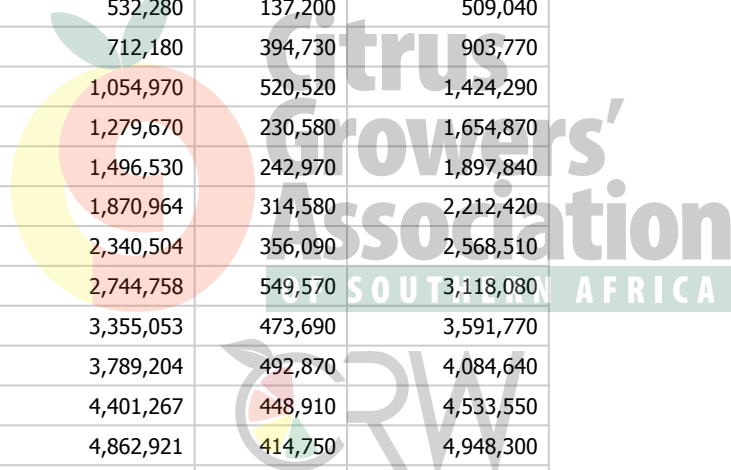


Previous Season (YTD)



Soft Citrus Exported to All Markets: Current Season vs Previous Season

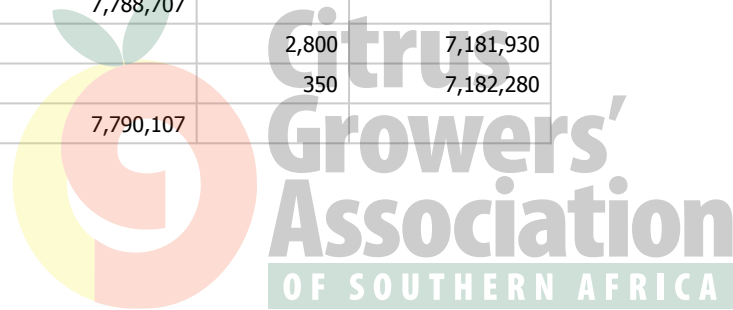
Week	2013		2012		2011	
	Cur Eqv Ctns	Cur Cum Eqv Ctns	Prev Eqv Ctns	Prev Cum Eqv Ctns	Prev Eqv Ctns	Prev Cum Eqv Ctns
1					4,270	4,270
5	700	700				
8					1,400	5,670
10	5,600	6,300	4,200	4,200	26,600	32,270
11	12,600	18,900	21,070	25,270	51,800	84,070
12	32,200	51,100	96,740	122,010	87,290	171,360
13	109,410	160,510	142,800	264,810	200,480	371,840
14	230,510	391,020	267,470	532,280	137,200	509,040
15	70,000	461,020	179,900	712,180	394,730	903,770
16	315,071	776,091	342,790	1,054,970	520,520	1,424,290
17	564,207	1,340,298	224,700	1,279,670	230,580	1,654,870
18	177,161	1,517,459	216,860	1,496,530	242,970	1,897,840
19	406,975	1,924,434	374,434	1,870,964	314,580	2,212,420
20	288,483	2,212,917	469,540	2,340,504	356,090	2,568,510
21	446,852	2,659,769	404,255	2,744,758	549,570	3,118,080
22	589,368	3,249,137	610,295	3,355,053	473,690	3,591,770
23	465,960	3,715,097	434,151	3,789,204	492,870	4,084,640
24	546,689	4,261,786	612,064	4,401,267	448,910	4,533,550
25	233,619	4,495,405	461,654	4,862,921	414,750	4,948,300
26	134,887	4,630,292	335,362	5,198,283	345,800	5,294,100
27			260,135	5,458,418	209,650	5,503,750
28			110,224	5,568,642	187,110	5,690,860
29			173,235	5,741,877	185,220	5,876,080
30			227,137	5,969,014	255,640	6,131,720
31			232,946	6,201,961	270,410	6,402,130
32			211,864	6,413,824	140,140	6,542,270
33			239,790	6,653,614	210,770	6,753,040
34			230,360	6,883,974	113,680	6,866,720
35			364,735	7,248,709	138,180	7,004,900
36			159,920	7,408,629	81,410	7,086,310
37			127,521	7,536,150	31,780	7,118,090



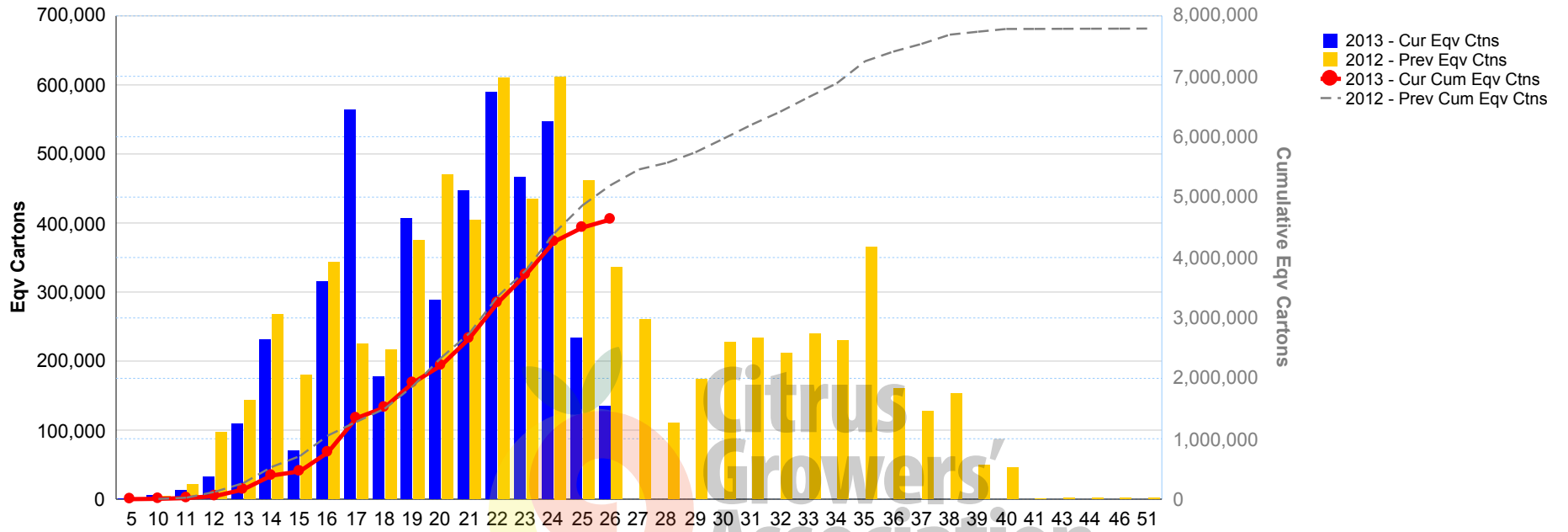
Soft Citrus Exported to All Markets: Current Season vs Previous Season

Week	2013		2012		2011	
	Cur Eqv Ctns	Cur Cum Eqv Ctns	Prev Eqv Ctns	Prev Cum Eqv Ctns	Prev Eqv Ctns	Prev Cum Eqv Ctns
38			152,797	7,688,947	16,170	7,134,260
39			49,280	7,738,227	36,750	7,171,010
40			45,393	7,783,620	5,110	7,176,120
41			529	7,784,148	1,400	7,177,520
42					1,610	7,179,130
43			1,960	7,786,108		
44			1,309	7,787,418		
46			1,289	7,788,707		
49					2,800	7,181,930
50					350	7,182,280
51			1,400	7,790,107		

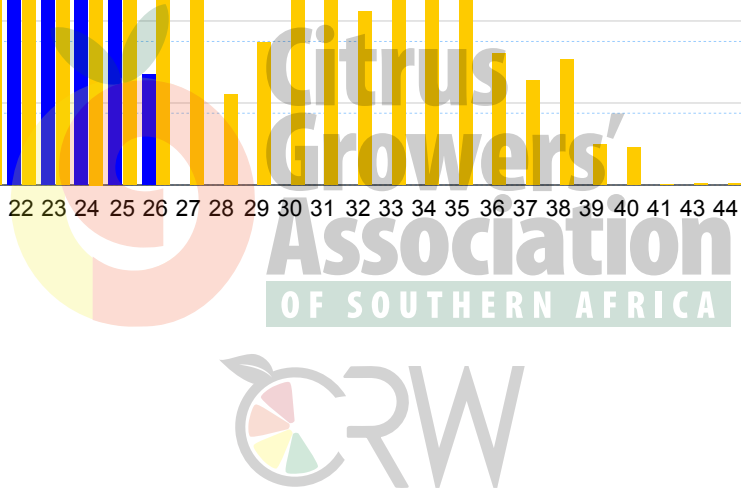
27 Jun 2013 8:16:50 AM



Soft Citrus Exported to All Markets: Current Season vs Previous Season



27 Jun 2013 8:16:50 AM



Soft Citrus Exported to All Markets: Current Season per Week, Variety and Destination

Eqv Ctns By Year Week and Variety Group			Asia	Central Africa	Central Europe	Eastern Africa	Eastern Europe	Far East	Indian Ocean Island	Middle East	North America (Canada)	Northern Europe	Russia	Southern Europe	United Kingdom	United States	Western Africa	Western Europe	Region Total	
2013	5	Clementine															700		700	
		Weekly Total																700		700
	10	Satsumas													5,600					5,600
		Weekly Total													5,600					5,600
	11	Satsumas										2,800			9,800					12,600
		Weekly Total										2,800			9,800					12,600
	12	Mandarins										1,400								1,400
		Satsumas										5,600	2,800		22,400					30,800
		Weekly Total										7,000	2,800		22,400					32,200
	13	Satsumas										22,400	5,600		81,410					109,410
		Weekly Total										22,400	5,600		81,410					109,410
	14	Clementine										408								408
		Mandarins										735			1,400					2,135
		Satsumas								1,400		73,057	5,600		147,910					227,967
		Weekly Total								1,400		74,200	5,600		149,310					230,510
	15	Satsumas							1,400	2,800	2,800	22,400	5,600		35,000					70,000
		Weekly Total							1,400	2,800	2,800	22,400	5,600		35,000					70,000
	16	Clementine									2,800	1,587			2,030					6,417
		Mandarins													1,400					1,400
		Satsumas	1,400		2,800						5,950	97,883	45,010		154,211					307,254
Weekly Total		1,400		2,800						8,750	99,470	45,010		157,641					315,071	
17	Clementine							1,400		1,400	6,510			28,441					37,751	
	Experimental Exotic Citrus													1,400					1,400	
	Mandarins						1,400				1,750	1,400		3,220					7,770	
	Satsumas	1,400						3,010	8,400		136,136	74,690		293,650					517,286	
	Weekly Total	1,400					1,400	4,410	8,400	1,400	144,396	76,090		326,711					564,207	
18	Clementine									414	4,200	3,850		10,990			140		19,593	
	Experimental Exotic Citrus													1,400					1,400	


Soft Citrus Exported to All Markets: Current Season per Week, Variety and Destination

Eqv Ctns By Year Week and Variety Group		Asia	Central Africa	Central Europe	Eastern Africa	Eastern Europe	Far East	Indian Ocean Island	Middle East	North America (Canada)	Northern Europe	Russia	Southern Europe	United Kingdom	United States	Western Africa	Western Europe	Region Total	
2013	18	Mandarins							4,471			4,620		6,580					15,671
		Satsumas		1,400			1,400	1,400	3,506	4,200	18,200	46,830		63,560					140,497
		Weekly Total		1,400			1,400	1,400	8,391	8,400	22,050	51,450		82,530			140		177,161
	19	Clementine	4,200			1,400	1,400	1,680	10,150	4,200	49,081	18,900		97,553					188,564
		Mandarins					28,000		8,384		2,450	4,620		9,660					53,114
		Satsumas					1,400		11,830		21,467	16,380		114,149		70			165,296
		Weekly Total	4,200			1,400	30,800	1,680	30,364	4,200	72,998	39,900		221,363		70			406,975
	20	Clementine					4,822		12,869	21,840	30,309	6,160	350	57,507	20,860	840			155,557
		Mandarins	6,176				13,230		756		3,010	17,150		10,710					51,032
		Satsumas					1,400		1,400	17,710	1,120			60,265					81,895
		Weekly Total	6,176				19,452		15,025	21,840	51,029	24,430	350	128,482	20,860	840			288,483
	21	Clementine	8,330	630			5,600	2,100	7,779	15,750	103,403	45,360		148,890	16,800	630			355,272
		Mandarins	5,164				11,830	910	6,826	630	9,520	14,490		13,440	1,400				64,209
		Satsumas									6,440	4,410		16,520					27,370
		Weekly Total	13,494	630			17,430	3,010	14,605	16,380	119,363	64,260		178,850	18,200	630			446,852
	22	Clementine	7,284	420			4,200	467	33,740	14,000	120,508	46,060	2,800	195,324	34,090	140	2,800		461,832
		Mandarins	11,544				20,305	1,960	7,140		10,516	33,040	912	21,689					107,107
		Satsumas							2,100		2,800			14,350					19,250
		SoftCitrus						115	140		559			365					1,179
		Weekly Total	18,828	420			24,505	2,541	43,120	14,000	134,383	79,100	3,712	231,729	34,090	140	2,800		589,368
23	Clementine	7,070			840	2,800	1,120	8,471	4,200	67,082	61,880	2,800	124,918		2,816	1,400		285,396	
	Mandarins	16,471	140	648		65,804	420	19,243	2,181	10,850	34,230		20,087					170,074	
	Satsumas					2,800							6,570					9,370	
	SoftCitrus									1,120								1,120	
	Weekly Total	23,541	140	648	840	71,404	1,540	27,714	6,381	79,052	96,110	2,800	151,575		2,816	1,400		465,960	
24	Clementine	6,440		1,400		700	8,189	327	27,300	23,311	82,575	23,310	4,270	133,090	51,310	2,004		364,226	
	Mandarins	14,070				48,294	3,710	28,755	1,463	34,650	18,410		22,190	5,600	840			177,983	
	Satsumas							770					1,400					2,170	
	SoftCitrus									1,260	1,050							2,310	
	Weekly Total	20,510		1,400		700	56,484	4,037	56,825	24,774	118,485	42,770	4,270	156,680	56,910	2,844		546,689	

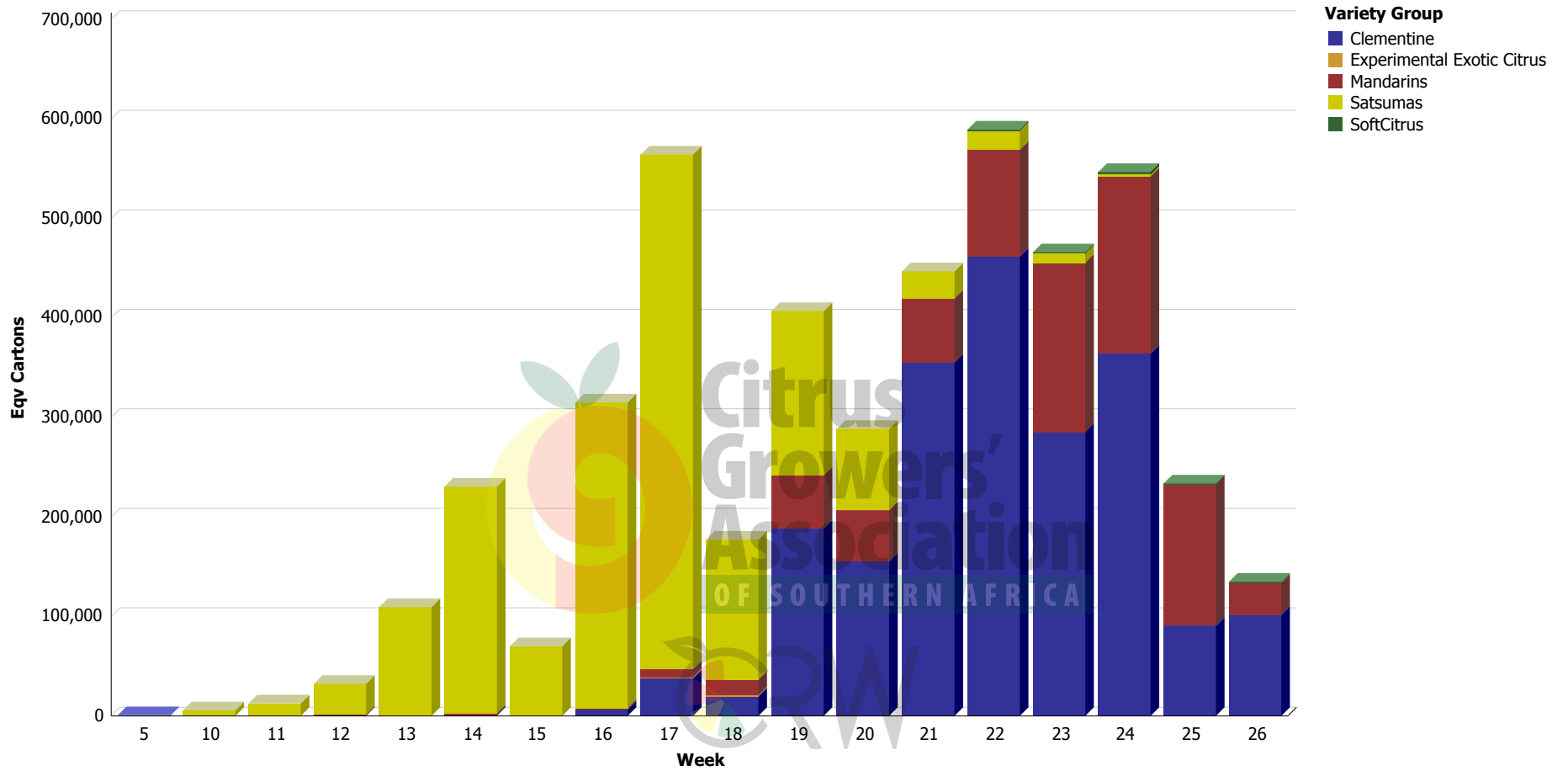
Soft Citrus Exported to All Markets: Current Season per Week, Variety and Destination

Eqv Ctns By Year Week and Variety Group			Asia	Central Africa	Central Europe	Eastern Africa	Eastern Europe	Far East	Indian Ocean Island	Middle East	North America (Canada)	Northern Europe	Russia	Southern Europe	United Kingdom	United States	Western Africa	Western Europe	Region Total	
2013	25	Clementine	1,767					6,581	3,570	18,028	15,470	15,890	14,560	1,680	9,800	1,400	2,030		90,777	
		Mandarins	12,235				781	51,167	2,434	11,675	1,960	21,000	30,224	727	8,400	1,400				142,002
		SoftCitrus										840								840
		Weekly Total	14,002				781	57,748	6,004	29,703	17,430	37,730	44,784	2,407	18,200	2,800	2,030			233,619
	26	Clementine									770	31,575			69,325					101,670
		Mandarins	700										20,370		10,923					31,992
		Satsumas											350							350
		SoftCitrus										875								875
		Weekly Total	700								770	53,170			80,248					134,887
	Total			104,250	1,190	6,248	840	2,881	280,623	26,022	247,097	118,376	1,060,926	583,504	13,539	2,037,527	132,860	10,210	4,200	4,630,292

27 Jun 2013 8:16:50 AM



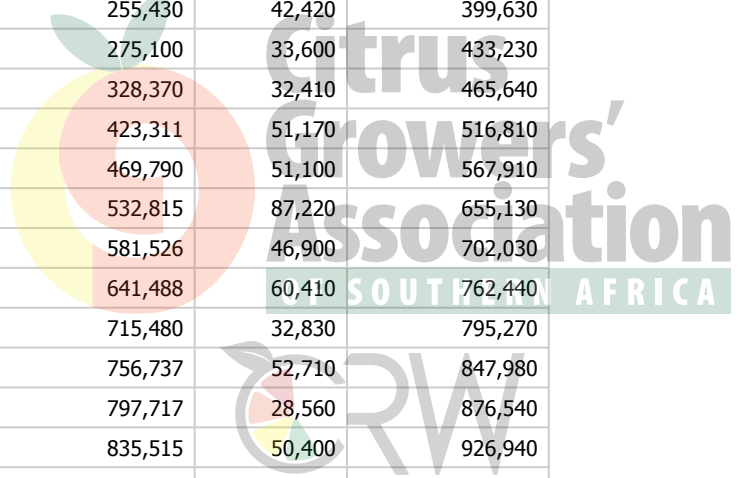
Soft Citrus Exported to All Markets: Current Season per Week and Variety



27 Jun 2013 8:16:50 AM

Soft Citrus Exported to Northern Europe: Current Season vs Previous Season

Week	2013		2012		2011	
	Cur Eqv Ctns	Cur Cum Eqv Ctns	Prev Eqv Ctns	Prev Cum Eqv Ctns	Prev Eqv Ctns	Prev Cum Eqv Ctns
10					2,800	2,800
11	2,800	2,800	2,870	2,870	4,200	7,000
12	7,000	9,800	18,200	21,070	23,940	30,940
13	22,400	32,200	22,470	43,540	78,400	109,340
14	74,200	106,400	50,750	94,290	36,400	145,740
15	22,400	128,800	43,610	137,900	94,500	240,240
16	99,470	228,270	81,060	218,960	116,970	357,210
17	144,396	372,666	36,470	255,430	42,420	399,630
18	22,050	394,716	19,670	275,100	33,600	433,230
19	72,998	467,714	53,270	328,370	32,410	465,640
20	51,029	518,743	94,941	423,311	51,170	516,810
21	119,363	638,106	46,479	469,790	51,100	567,910
22	134,383	772,490	63,025	532,815	87,220	655,130
23	79,052	851,541	48,711	581,526	46,900	702,030
24	118,485	970,026	59,962	641,488	60,410	762,440
25	37,730	1,007,756	73,993	715,480	32,830	795,270
26	53,170	1,060,926	41,256	756,737	52,710	847,980
27			40,981	797,717	28,560	876,540
28			37,797	835,515	50,400	926,940
29			27,458	862,972	35,490	962,430
30			75,578	938,551	57,680	1,020,110
31			75,764	1,014,314	89,320	1,109,430
32			69,530	1,083,844	21,630	1,131,060
33			76,279	1,160,124	64,120	1,195,180
34			69,101	1,229,224	31,010	1,226,190
35			143,949	1,373,173	40,950	1,267,140
36			35,046	1,408,219	25,900	1,293,040
37			36,057	1,444,275	13,370	1,306,410
38			36,627	1,480,902	2,660	1,309,070
39			7,420	1,488,322	19,320	1,328,390
40			12,879	1,501,201		

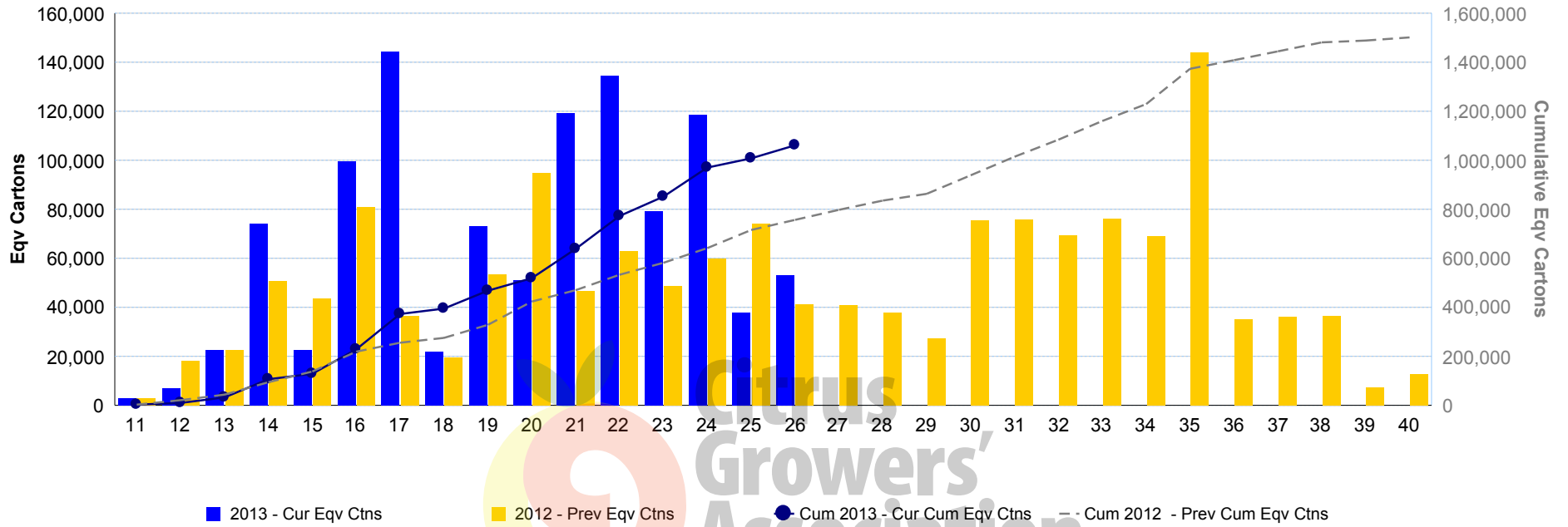


Soft Citrus Exported to Northern Europe: Current Season vs Previous Season

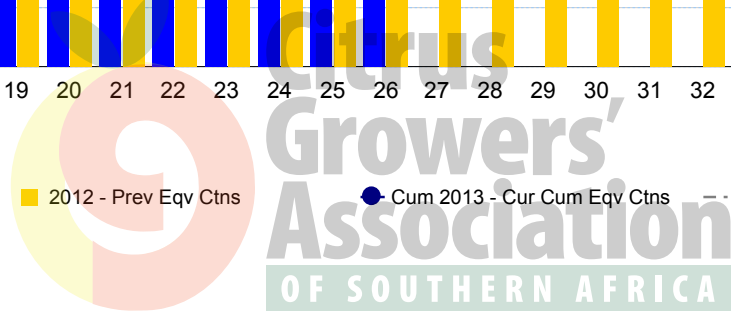
27 Jun 2013 8:16:50 AM



Soft Citrus Exported to Northern Europe: Current Season vs Previous Season



27 Jun 2013 8:16:50 AM



Soft Citrus Exported to the UK: Current Season vs Previous Season

Week	2013		2012		2011	
	Cur Eqv Ctns	Cur Cum Eqv Ctns	Prev Eqv Ctns	Prev Cum Eqv Ctns	Prev Eqv Ctns	Prev Cum Eqv Ctns
8					1,400	1,400
10	5,600	5,600	4,200	4,200	23,800	25,200
11	9,800	15,400	16,800	21,000	39,200	64,400
12	22,400	37,800	74,340	95,340	56,280	120,680
13	81,410	119,210	110,530	205,870	102,270	222,950
14	149,310	268,520	192,500	398,370	75,670	298,620
15	36,400	304,920	128,590	526,960	153,650	452,270
16	157,641	462,561	233,660	760,620	247,100	699,370
17	323,911	786,472	128,660	889,280	140,210	839,580
18	82,530	869,002	88,550	977,830	124,390	963,970
19	221,363	1,090,364	257,040	1,234,870	124,880	1,088,850
20	128,482	1,218,846	200,866	1,435,736	166,880	1,255,730
21	178,850	1,397,696	153,308	1,589,044	125,720	1,381,450
22	230,792	1,628,488	170,126	1,759,170	200,690	1,582,140
23	151,575	1,780,063	199,032	1,958,202	113,960	1,696,100
24	156,680	1,936,743	96,670	2,054,872	70,910	1,767,010
25	18,200	1,954,943	178,077	2,232,950	131,390	1,898,400
26	80,248	2,035,191	48,882	2,281,832	97,580	1,995,980
27			108,140	2,389,972	39,620	2,035,600
28			33,178	2,423,150	54,530	2,090,130
29			47,899	2,471,048	38,780	2,128,910
30			67,943	2,538,992	88,690	2,217,600
31			93,428	2,632,420	76,230	2,293,830
32			68,844	2,701,263	38,500	2,332,330
33			103,714	2,804,977	91,910	2,424,240
34			92,398	2,897,374	37,240	2,461,480
35			143,619	3,040,993	44,100	2,505,580
36			71,820	3,112,814	31,570	2,537,150
37			37,089	3,149,902	9,030	2,546,180
38			44,302	3,194,204	5,600	2,551,780
39			2,800	3,197,004	13,300	2,565,080

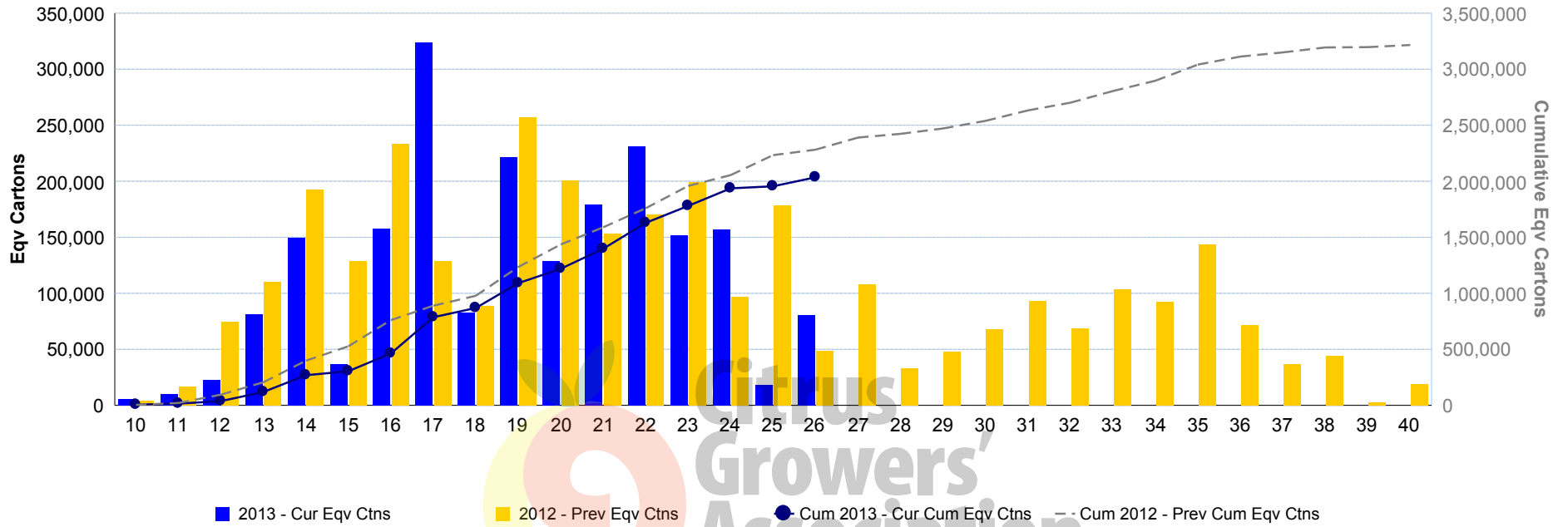
Soft Citrus Exported to the UK: Current Season vs Previous Season

Week	2013		2012		2011	
	Cur Eqv Ctns	Cur Cum Eqv Ctns	Prev Eqv Ctns	Prev Cum Eqv Ctns	Prev Eqv Ctns	Prev Cum Eqv Ctns
40			18,827	3,215,831	1,400	2,566,480

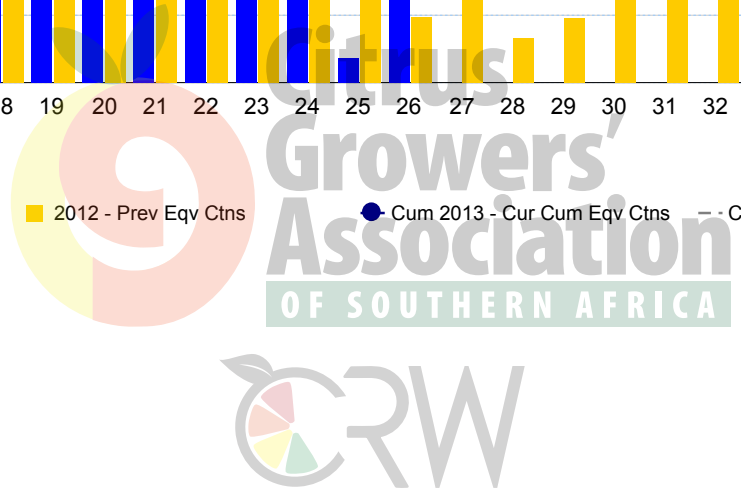
27 Jun 2013 8:16:50 AM



Soft Citrus Exported to the UK: Current Season vs Previous Season

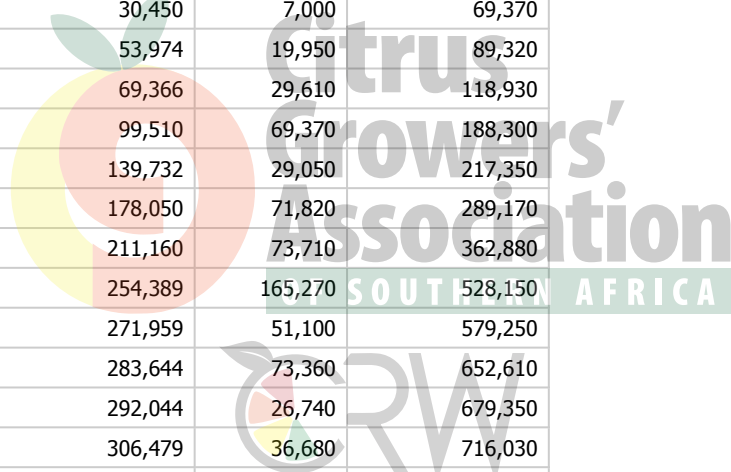


27 Jun 2013 8:16:50 AM



Soft Citrus Exported to the Middle East: Current Season vs Previous Season

Week	2013		2012		2011	
	Cur Eqv Ctns	Cur Cum Eqv Ctns	Prev Eqv Ctns	Prev Cum Eqv Ctns	Prev Eqv Ctns	Prev Cum Eqv Ctns
11					2,800	2,800
12			1,400	1,400	1,470	4,270
13			1,400	2,800	5,670	9,940
14	1,400	1,400	4,200	7,000	12,530	22,470
15	2,800	4,200	5,600	12,600	9,800	32,270
16	8,750	12,950	7,000	19,600	18,690	50,960
17	8,400	21,350	6,650	26,250	11,410	62,370
18	8,391	29,741	4,200	30,450	7,000	69,370
19	30,364	60,105	23,524	53,974	19,950	89,320
20	15,025	75,130	15,393	69,366	29,610	118,930
21	14,605	89,735	30,143	99,510	69,370	188,300
22	43,120	132,855	40,222	139,732	29,050	217,350
23	27,714	160,569	38,318	178,050	71,820	289,170
24	56,825	217,394	33,110	211,160	73,710	362,880
25	29,703	247,097	43,229	254,389	165,270	528,150
26			17,570	271,959	51,100	579,250
27			11,685	283,644	73,360	652,610
28			8,400	292,044	26,740	679,350
29			14,435	306,479	36,680	716,030
30			10,710	317,189	35,910	751,940
31			20,299	337,488	22,540	774,480
32			9,253	346,742	19,880	794,360
33			13,314	360,056	36,470	830,830
34			3,759	363,815	16,730	847,560
35			4,857	368,672	6,370	853,930
36			10,796	379,469	10,360	864,290
37			11,526	390,995	4,410	868,700
38			3,317	394,312	2,100	870,800
39			7,980	402,292		
40			480	402,772	1,610	872,410
49					2,800	875,210



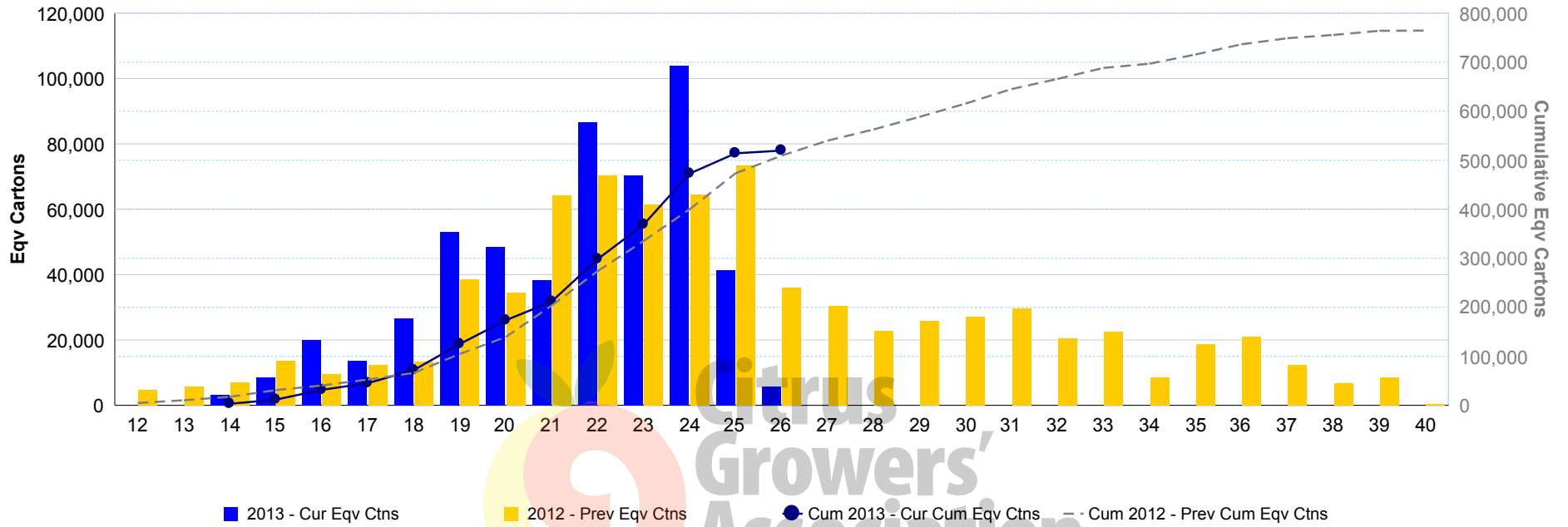
Soft Citrus Exported to the Middle East: Current Season vs Previous Season

Week	2013		2012		2011	
	Cur Eqv Ctns	Cur Cum Eqv Ctns	Prev Eqv Ctns	Prev Cum Eqv Ctns	Prev Eqv Ctns	Prev Cum Eqv Ctns
50					350	875,560

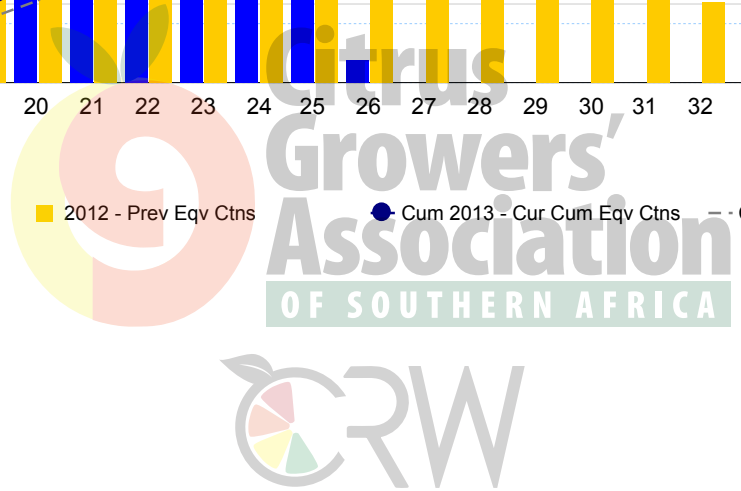
27 Jun 2013 8:16:50 AM



Soft Citrus Exported to the Middle East: Current Season vs Previous Season



27 Jun 2013 8:16:50 AM



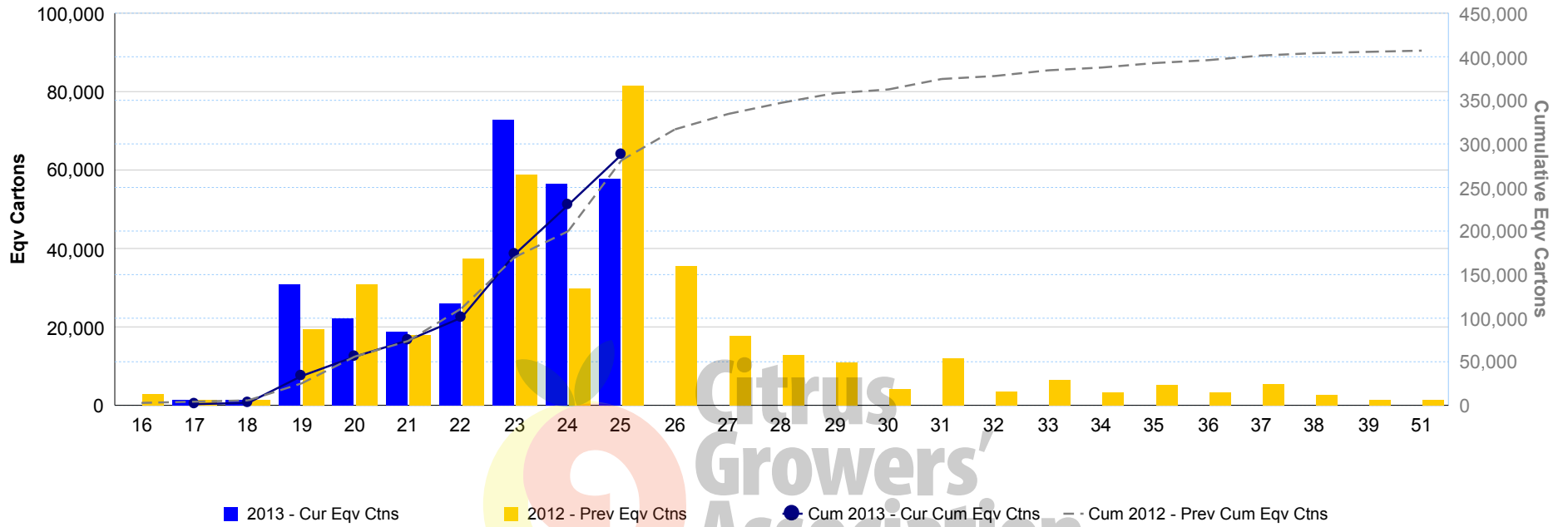
Soft Citrus Exported to the Far East: Current Season vs Previous Season

Week	2013		2012		2011	
	Cur Eqv Ctns	Cur Cum Eqv Ctns	Prev Eqv Ctns	Prev Cum Eqv Ctns	Prev Eqv Ctns	Prev Cum Eqv Ctns
14					1,400	1,400
16			2,800	2,800	1,400	2,800
17	1,400	1,400	1,400	4,200		
18	1,400	2,800	1,470	5,670	12,600	15,400
19	30,800	33,600	19,460	25,130	22,680	38,080
20	22,252	55,852	30,800	55,930	39,200	77,280
21	18,830	74,682	17,898	73,828	63,070	140,350
22	25,905	100,587	37,450	111,278	53,270	193,620
23	72,804	173,391	58,800	170,078	50,610	244,230
24	56,484	229,875	29,750	199,828	72,870	317,100
25	57,748	287,623	81,410	281,238	37,030	354,130
26			35,420	316,658	35,280	389,410
27			17,710	334,368	24,010	413,420
28			12,880	347,248	11,830	425,250
29			10,999	358,247	10,780	436,030
30			4,200	362,447	7,910	443,940
31			12,026	374,473	8,540	452,480
32			3,430	377,903	3,010	455,490
33			6,537	384,440	1,400	456,890
34			3,187	387,627	2,100	458,990
35			5,180	392,807	2,800	461,790
36			3,316	396,123	2,450	464,240
37			5,320	401,443		
38			2,730	404,173	700	464,940
39			1,470	405,643		
40					700	465,640
51			1,400	407,043		

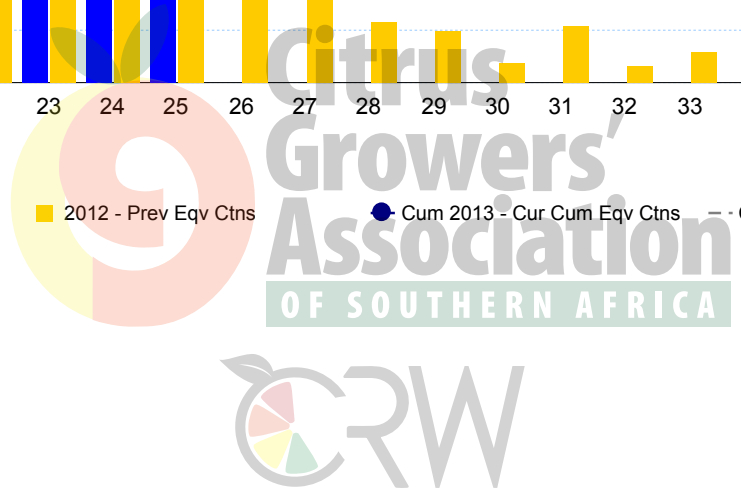
2 Seasons Ago

27 Jun 2013 8:16:50 AM

Soft Citrus Exported to the Far East: Current Season vs Previous Season



27 Jun 2013 8:16:50 AM

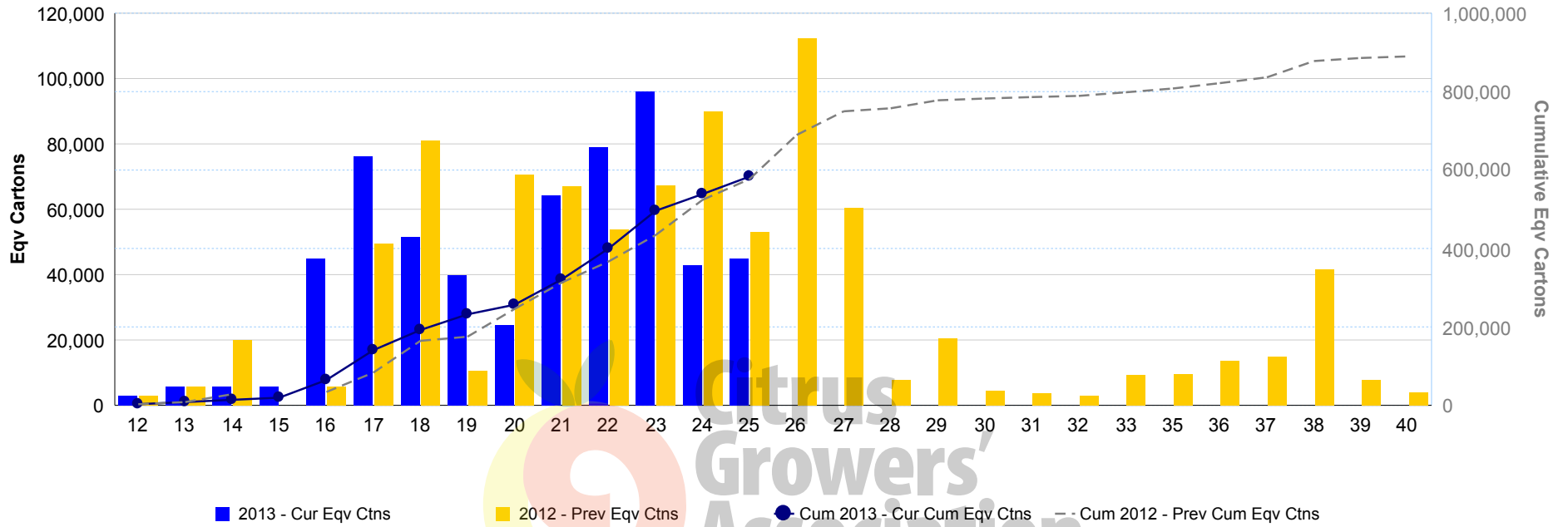


Soft Citrus Exported to Russia: Current Season vs Previous Season

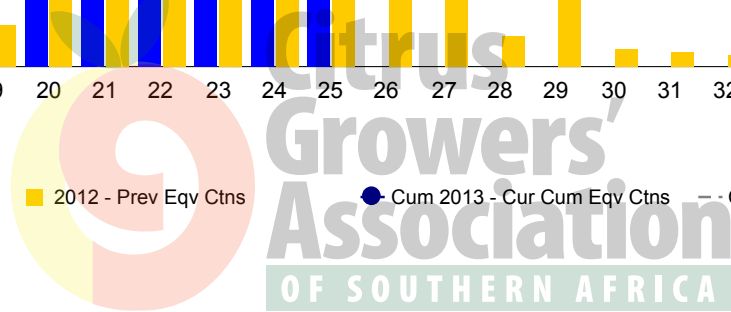
Week	2013		2012		2011	
	Cur Eqv Ctns	Cur Cum Eqv Ctns	Prev Eqv Ctns	Prev Cum Eqv Ctns	Prev Eqv Ctns	Prev Cum Eqv Ctns
11					5,600	5,600
12	2,800	2,800	2,800	2,800	5,600	11,200
13	5,600	8,400	5,600	8,400	14,140	25,340
14	5,600	14,000	18,620	27,020	8,400	33,740
15	4,200	18,200			134,680	168,420
16	45,010	63,210	4,200	31,220	119,350	287,770
17	70,490	133,700	49,490	80,710	31,710	319,480
18	51,450	185,150	80,990	161,700	55,580	375,060
19	39,900	225,050	10,500	172,200	106,260	481,320
20	24,430	249,480	70,700	242,900	34,720	516,040
21	62,860	312,340	67,130	310,030	81,410	597,450
22	79,100	391,440	53,900	363,930	78,190	675,640
23	96,110	487,550	67,340	431,270	92,400	768,040
24	42,770	530,320	88,550	519,820	40,320	808,360
25	44,784	575,104	52,990	572,810	23,240	831,600
26			108,220	681,030	12,810	844,410
27			58,940	739,970	14,070	858,480
28			7,000	746,970	2,380	860,860
29			20,370	767,340		
30			4,550	771,890	5,880	866,740
31			3,710	775,600	5,460	872,200
32			3,010	778,610		
33			9,170	787,780	3,850	876,050
34					5,670	881,720
35			9,660	797,440	3,290	885,010
36			13,650	811,090	2,240	887,250
37			14,840	825,930	210	887,460
38			41,510	867,440		
39			7,840	875,280	350	887,810
40			4,060	879,340		

27 Jun 2013 8:16:50 AM

Soft Citrus Exported to Russia: Current Season vs Previous Season



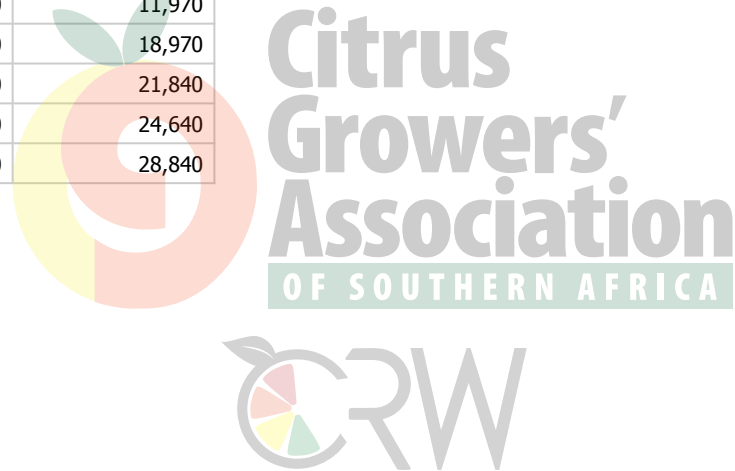
27 Jun 2013 8:16:50 AM



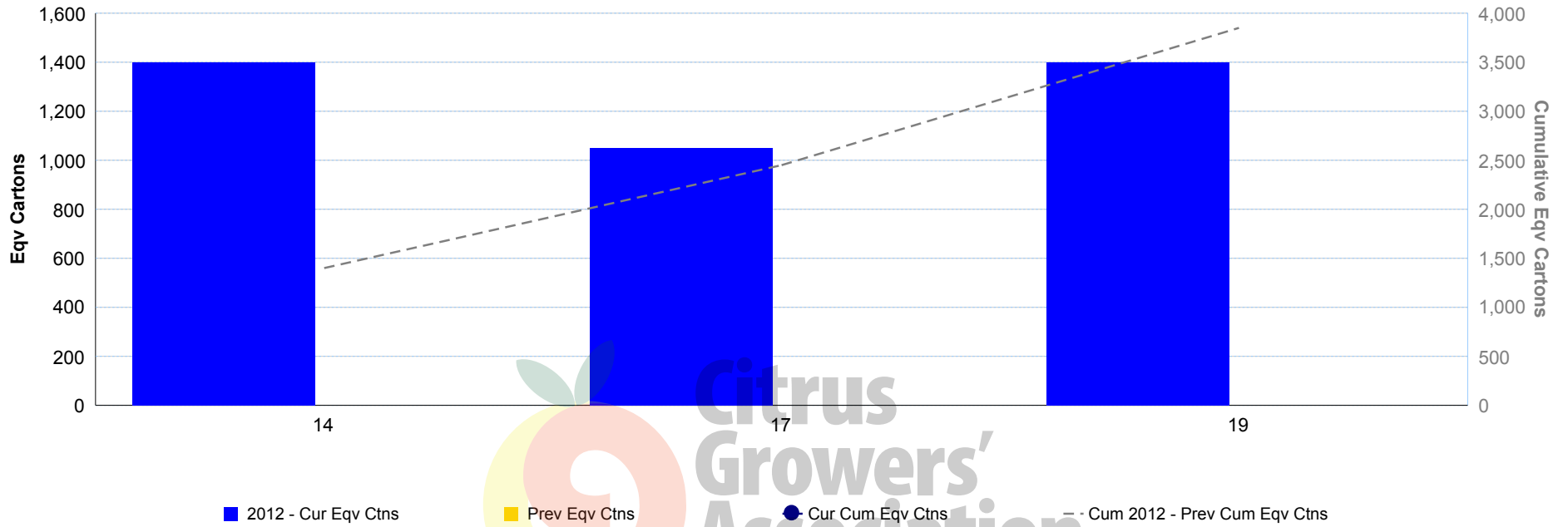
Soft Citrus Exported to Iran: Current Season vs Previous Season

Week	2012		2011	
	Prev Eqv Ctns	Prev Cum Eqv Ctns	Prev Eqv Ctns	Prev Cum Eqv Ctns
14	1,400	1,400		
15			1,400	1,400
17	1,050	2,450		
19	1,400	3,850		
23			4,270	5,670
24			700	6,370
25			1,400	7,770
26			4,200	11,970
27			7,000	18,970
28			2,870	21,840
29			2,800	24,640
31			4,200	28,840


27 Jun 2013 8:16:50 AM



Soft Citrus Exported to Iran: Current Season vs Previous Season



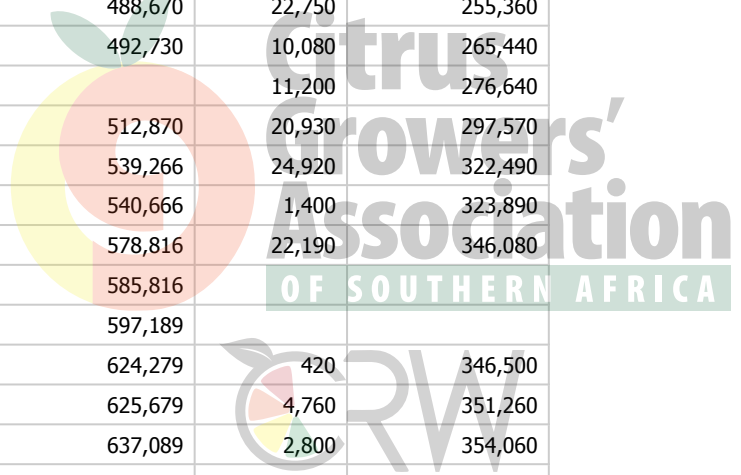
27 Jun 2013 8:16:50 AM



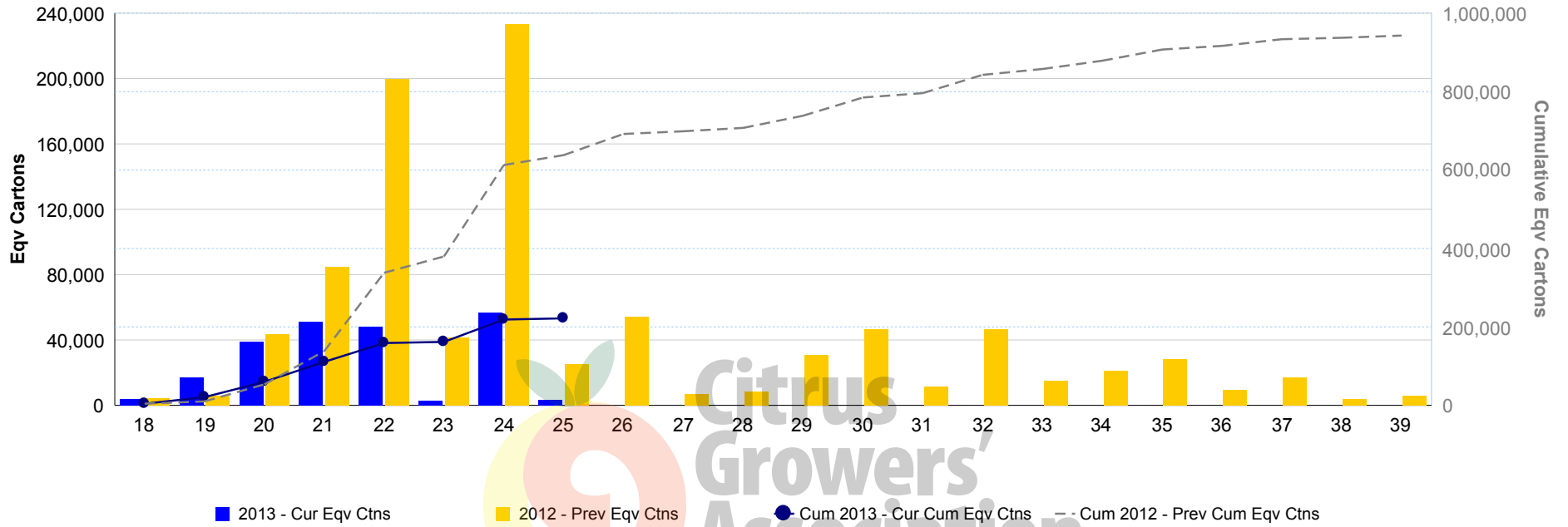
Soft Citrus Exported to the USA: Current Season vs Previous Season

Week	2013		2012		2011	
	Cur Eqv Ctns	Cur Cum Eqv Ctns	Prev Eqv Ctns	Prev Cum Eqv Ctns	Prev Eqv Ctns	Prev Cum Eqv Ctns
19					1,400	1,400
20	20,860	20,860	12,810	12,810	5,600	7,000
21	18,200	39,060	26,460	39,270	97,020	104,020
22	34,090	73,150	173,040	212,310		
23					72,450	176,470
24	56,973	130,123	216,790	429,100	56,140	232,610
25	2,800	132,923	8,400	437,500		
26			51,170	488,670	22,750	255,360
27			4,060	492,730	10,080	265,440
28					11,200	276,640
29			20,140	512,870	20,930	297,570
30			26,396	539,266	24,920	322,490
31			1,400	540,666	1,400	323,890
32			38,150	578,816	22,190	346,080
33			7,000	585,816		
34			11,374	597,189		
35			27,090	624,279	420	346,500
36			1,400	625,679	4,760	351,260
37			11,410	637,089	2,800	354,060
38			3,710	640,799	1,400	355,460
39			5,600	646,399		
41					1,400	356,860

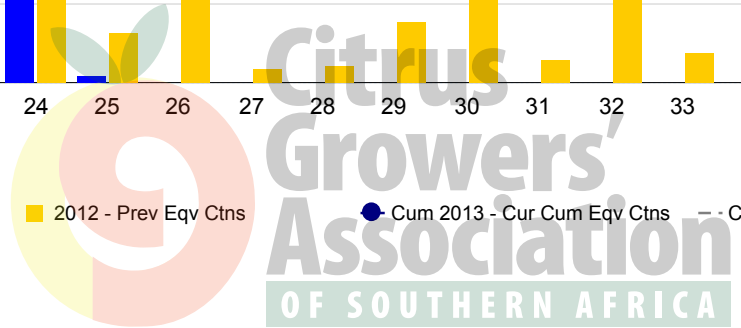
27 Jun 2013 8:16:50 AM



Soft Citrus Exported to the USA: Current Season vs Previous Season



27 Jun 2013 8:16:50 AM



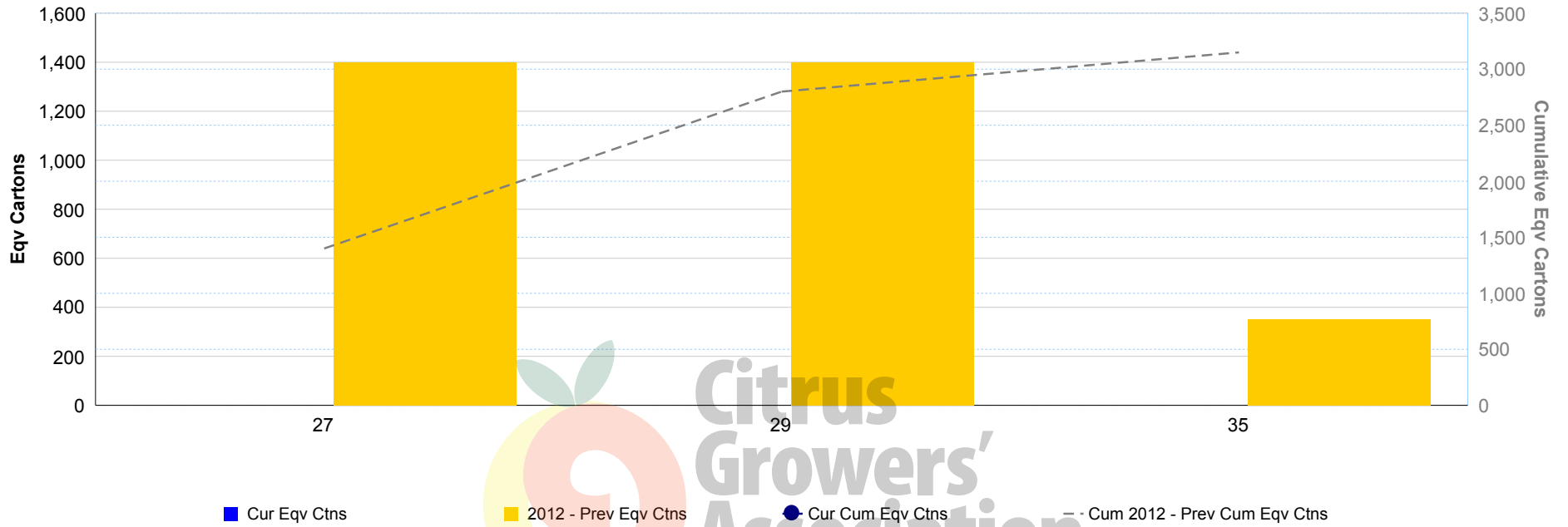
Soft Citrus Exported to China: Current Season vs Previous Season

Week	2012	
	Prev Eqv Ctns	Prev Cum Eqv Ctns
27	1,400	1,400
29	1,400	2,800
35	350	3,150

27 Jun 2013 8:16:50 AM



Soft Citrus Exported to China: Current Season vs Previous Season



27 Jun 2013 8:16:50 AM

