



## Citrus Marketing Forum



08 May 2014

### Contacts:

John Edmonds Tel: (031) 765-2514; E-mail: [johne@cga.co.za](mailto:johne@cga.co.za)  
Gloria Smail Tel: (031) 765-2514; E-mail: [gloria@cga.co.za](mailto:gloria@cga.co.za)

### For Reference:

Product	Standard Carton Mass	# of Cartons per Pallet
Grapefruit	15 kg	56
Lemons	15 kg	80
Oranges - Navels	15 kg	70
Oranges - Valencias	15 kg	80
Soft Citrus	15 kg	70

## Destination Region Layout

Reporting Region	Country
Africa	RWANDA
	SOUTH AFRICA
Asia	BANGLADESH
	BRUNEI DARUSSALAM
	CHINA
	GEORGIA
	INDIA
	INDONESIA
	MALAYSIA
	PHILIPPINES
	REPUBLIC OF KOREA (SOUTH)
	SRI LANKA
	THAILAND
	TONGA
VIETNAM	
Atlantic Ocean Isle	CAPE VERDE
	FIJI
	ST HELENA
Australia	AUSTRALIA
Central Africa	ALGERIA
	BOTSWANA
	BURUNDI
	CAMEROON
	DEMOCRATIC REP OF CONGO
	EQUATORIAL GUINEA
	MALAWI
	SAO TOME AND PRINCIPE
Central America	ARGENTINA
Central Europe	AUSTRIA
	BRUNEI DARUSSALAM
	CROATIA (local name Hrvatska)

Reporting Region	Country
Middle East	AZERBAIJAN
	BAHRAIN
	IRAN (ISLAMIC REPUBLIC OF)
	ISRAEL
	JORDAN
	KUWAIT
	LEBANON
	OMAN
	PAKISTAN
	QATAR
	SAUDI ARABIA
	SYRIAN ARAB REPUBLIC
	TURKEY
	UNITED ARAB EMIRATES
	UZBEKISTAN
YEMEN	
New Zealand	NEW ZEALAND
North America (Canada)	CANADA
	MEXICO
Northern Africa	EGYPT
	LIBYAN ARAB JAMAHIRIYA
	MOROCCO
	TUNISIA
Northern Europe	BELGIUM
	DENMARK
	FINLAND
	GERMANY
	NETHERLANDS
NORWAY	
Russia	RUSSIAN FEDERATION
South America	BRAZIL



## Destination Region Layout

Reporting Region	Country
Central Europe	CZECH REPUBLIC
	ESTONIA
	GEORGIA
	LUXEMBOURG
	POLAND
	SLOVENIA
	SWEDEN
	SWITZERLAND
Eastern Africa	DJIBOUTI
	ETHIOPIA
	KENYA
	SOMALIA
	SUDAN
	UGANDA
	UNITED REPUBLIC OF TANZANIA
Eastern Europe	BULGARIA
	LATVIA
	LITHUANIA
	ROMANIA
	UKRAINE
European Union	NETHERLANDS
Far East	HONG KONG
	JAPAN
	SINGAPORE
	TAIWAN
Indian Ocean Island	COMOROS
	MADAGASCAR
	MALDIVES
	MAURITIUS
	MAYOTTE
	REUNION

Reporting Region	Country
South America	CHILE
	CUBA
	PARAGUAY
	PERU
	URUGUAY
	VENEZUELA
Southern Africa	LESOTHO
	MOZAMBIQUE
	SOUTH AFRICA
	SWAZILAND
	ZAMBIA
	ZIMBABWE
Southern Europe	CYPRUS
	GREECE
	ITALY
	MALTA
	PORTUGAL
United Kingdom	SPAIN
	IRELAND
United States	UNITED KINGDOM
	PUERTO RICO
Western Africa	UNITED STATES
	ANGOLA
	BENIN
	CONGO (REPUBLIC OF)
	COTE D'IVOIRE
	GABON
	GHANA
	MAURITANIA
	NAMIBIA
NIGERIA	



## Destination Region Layout

Reporting Region	Country
Indian Ocean Island	SEYCHELLES
Middle East	AZERBAIJAN
	BAHRAIN
	IRAN (ISLAMIC REPUBLIC OF)
	ISRAEL
	JORDAN
	KUWAIT
	LEBANON
	OMAN
	PAKISTAN
	QATAR
	SAUDI ARABIA
	SYRIAN ARAB REPUBLIC
	TURKEY
	UNITED ARAB EMIRATES
	UZBEKISTAN
YEMEN	
New Zealand	NEW ZEALAND
North America (Canada)	CANADA
	MEXICO
Northern Africa	EGYPT
	LIBYAN ARAB JAMAHIRIYA
	MOROCCO
	TUNISIA
Northern Europe	BELGIUM
	DENMARK
	FINLAND
	GERMANY
	NETHERLANDS
	NORWAY
Russia	RUSSIAN FEDERATION

Reporting Region	Country
Western Africa	SENEGAL
	SIERRA LEONE
	TOGO
Western Europe	FRANCE



## Destination Region Layout

Reporting Region	Country
South America	BRAZIL
	CHILE
	CUBA
	PARAGUAY
	PERU
	URUGUAY
	VENEZUELA
Southern Africa	LESOTHO
	MOZAMBIQUE
	SOUTH AFRICA
	SWAZILAND
	ZAMBIA
	ZIMBABWE
Southern Europe	CYPRUS
	GREECE
	ITALY
	MALTA
	PORTUGAL
	SPAIN
United Kingdom	IRELAND
	UNITED KINGDOM
United States	PUERTO RICO
	UNITED STATES
Western Africa	ANGOLA
	BENIN
	CONGO (REPUBLIC OF)
	COTE D'IVOIRE
	GABON
	GHANA
	MAURITANIA
	NAMIBIA



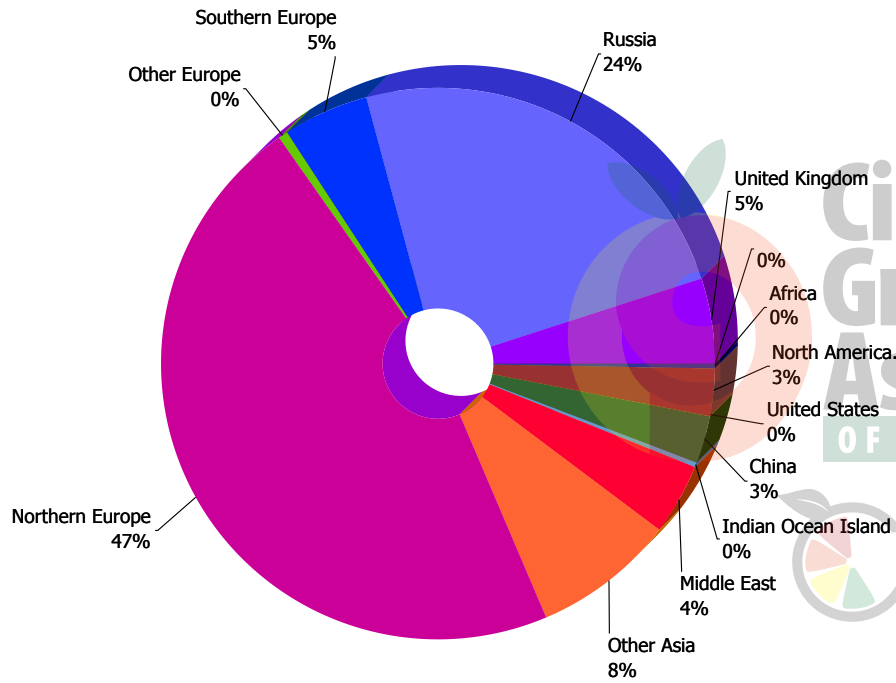
## Destination Region Layout

Reporting Region	Country
Western Africa	NIGERIA
	SENEGAL
	SIERRA LEONE
	TOGO
Western Europe	FRANCE

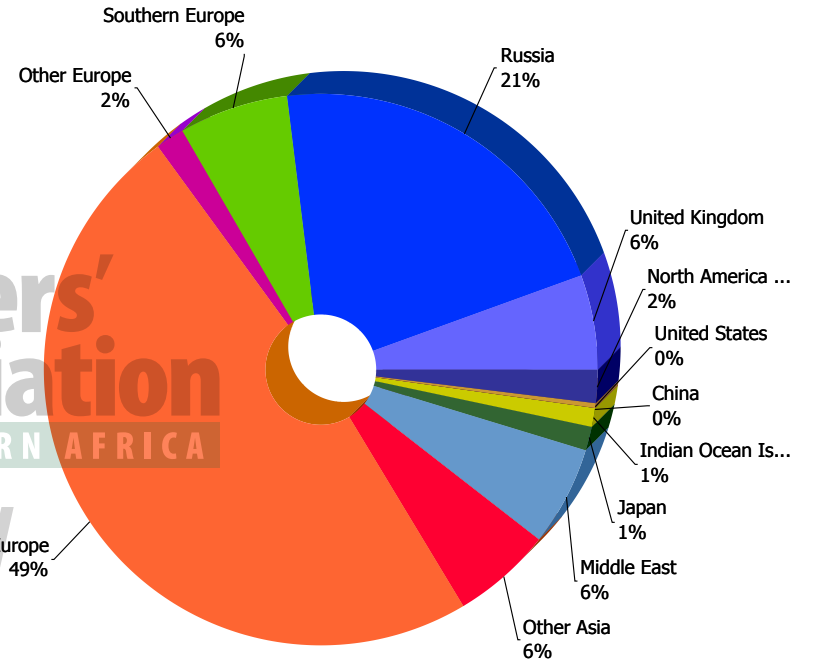


# Grapefruit Exported: Current Season vs Previous Season

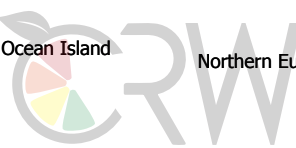
## Current Season (YTD)



## Previous Season (YTD)



Citrus Growers' Association OF SOUTHERN AFRICA



## Grapefruit Exported to All Markets: Current Season vs Previous Season

Week	2014		2013		2012	
	Actual Cartons	Greg Cum Actual Cartons	Actual Cartons	Greg Cum Actual Cartons	Actual Cartons	Greg Cum Actual Cartons
3	50	50				
12			310	310		
13	1,600	1,650	2,800	3,110	992	992
14	4,145	5,795	47,975	51,085		
15	143,350	149,145	60,075	111,160	84,660	85,652
16	164,295	313,440	409,483	520,643	198,169	283,821
17	777,298	1,090,738	659,571	1,180,214	811,522	1,095,343
18	618,890	1,709,628	502,404	1,682,618	484,705	1,580,048
19			1,271,185	2,953,803	1,562,630	3,142,678
20			1,615,289	4,569,092	853,321	3,995,999
21			1,534,858	6,103,950	1,156,627	5,152,626
22			1,233,552	7,337,502	1,274,048	6,426,674
23			1,087,694	8,425,196	903,889	7,330,563
24			1,226,897	9,652,093	834,173	8,164,736
25			1,100,692	10,752,785	487,012	8,651,748
26			1,106,261	11,859,046	479,587	9,131,335
27			429,323	12,288,369	317,752	9,449,087
28			844,757	13,133,126	270,485	9,719,572
29			215,177	13,348,303	446,210	10,165,782
30			502,096	13,850,399	184,137	10,349,919
31			203,025	14,053,424	59,555	10,409,474
32			179,759	14,233,183	239,883	10,649,357
33			196,925	14,430,108	117,964	10,767,321
34			192,415	14,622,523	126,803	10,894,124
35			150,189	14,772,712	157,182	11,051,306
36			173,843	14,946,555	96,141	11,147,447
37			176,480	15,123,035	75,923	11,223,370
38			146,585	15,269,620	86,296	11,309,666
39			101,845	15,371,465	24,940	11,334,606
40			51,230	15,422,695	7,749	11,342,355
41			31,705	15,454,400	4,250	11,346,605



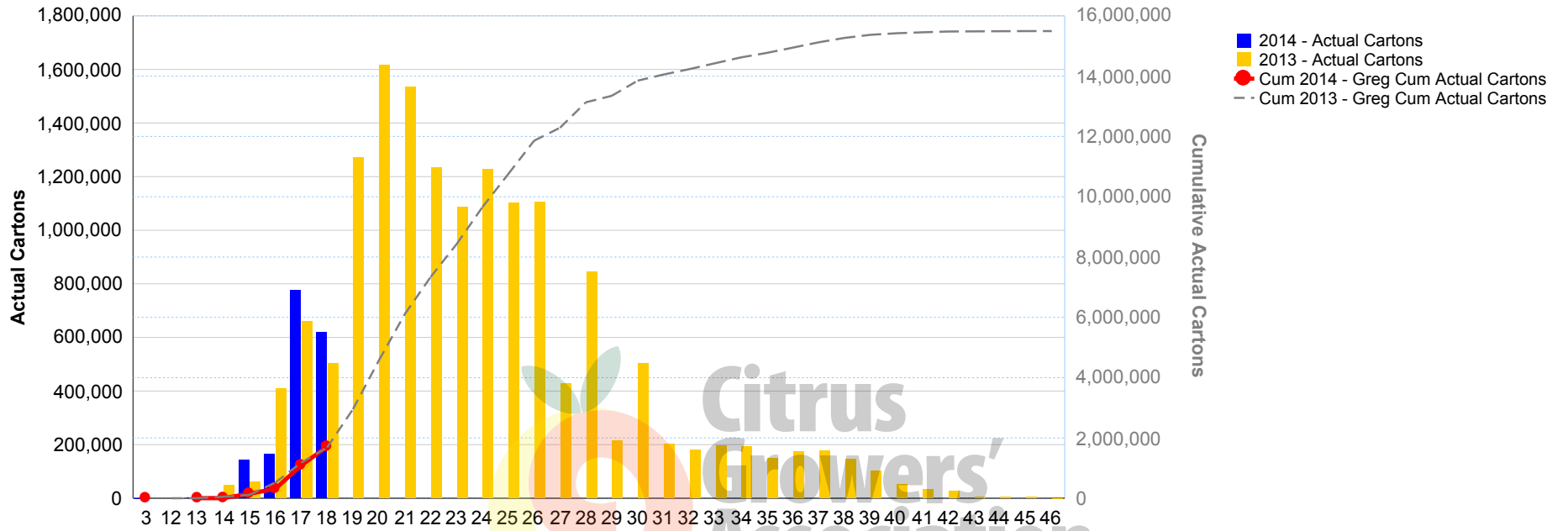
## Grapefruit Exported to All Markets: Current Season vs Previous Season

Week	2014		2013		2012	
	Actual Cartons	Greg Cum Actual Cartons	Actual Cartons	Greg Cum Actual Cartons	Actual Cartons	Greg Cum Actual Cartons
42			26,352	15,480,752		
43			4,645	15,485,397	2,240	11,348,845
44			5,130	15,490,527	1,609	11,350,454
45			4,420	15,494,947		
46			0	15,494,947	910	11,351,364
48					120	11,351,484

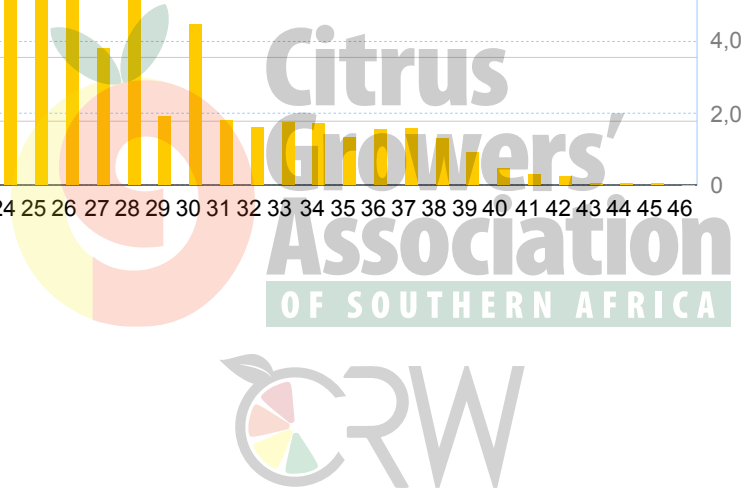
08 May 2014 4:26:11 PM



### Grapefruit Exported to All Markets: Current Season vs Previous Season



08 May 2014 4:26:11 PM



## Grapefruit Exported to All Markets: Current Season per Week, Variety and Destination

Volumes By Year, Week and Variety Group				Asia	Central Europe	Eastern Africa	Eastern Europe	Far East	Indian Ocean Island	Middle East	North America (Canada)	Northern Europe	Russia	Southern Europe	United Kingdom	United States	Western Africa	Western Europe	Region Total		
2014	3	Red Grapefruit	STAR RUBY						50											50	
		<b>Weekly Total</b>								50											50
	13	Pink Grapefruit	POMPELMOES										1,600								1,600
		<b>Weekly Total</b>											1,600								1,600
	14	Pink Grapefruit	POMPELMOES						1,600												1,600
		Red Grapefruit	STAR RUBY					1,320						1,225							2,545
		<b>Weekly Total</b>						1,320	1,600					1,225							4,145
	15	Pink Grapefruit	POMPELMOES										975	4,000							4,975
		Red Grapefruit	STAR RUBY	2,400			1,300	19,460	1,400	11,360		50,060	20,365	8,075	13,655				1,300	129,375	
		White Grapefruit	MARSH									8,220			780						9,000
		<b>Weekly Total</b>		2,400			1,300	19,460	1,400	11,360		59,255	24,365	8,075	14,435					1,300	143,350
	16	Pink Grapefruit	POMPELMOES											5,750							5,750
		Red Grapefruit	STAR RUBY	16,555			1,280	29,700	1,400	13,445		33,385	31,505	8,275	14,750	1,300			1,300	152,895	
		White Grapefruit	MARSH									3,250		2,400							5,650
		<b>Weekly Total</b>		16,555			1,280	29,700	1,400	13,445		36,635	37,255	10,675	14,750	1,300				1,300	164,295
	17	Pink Grapefruit	ROSE					2,600		2,600						2,600					7,800
		Red Grapefruit	STAR RUBY	38,805	3,865	275		59,010		10,135	14,818	223,745	346,890	20,235	19,675			2,600			740,053
		White Grapefruit	MARSH									24,320	2,545	2,580							29,445
		<b>Weekly Total</b>		38,805	3,865	275		61,610			12,735	14,818	248,065	349,435	22,815	22,275			2,600		777,298
	18	Pink Grapefruit	POMPELMOES										675	1,600							2,275
ROSE									3,900		10,530			1,300				11,700	27,430		
Red Grapefruit		STAR RUBY	11,120	3,795		7,530	9,400	2,070	28,500	33,530	344,040	14,925	51,390	31,335				17,110	554,745		
White Grapefruit		MARSH									29,070		5,370							34,440	
<b>Weekly Total</b>		11,120	3,795		7,530	9,400	2,070	32,400	33,530	384,315	16,525	56,760	32,635					28,810	618,890		

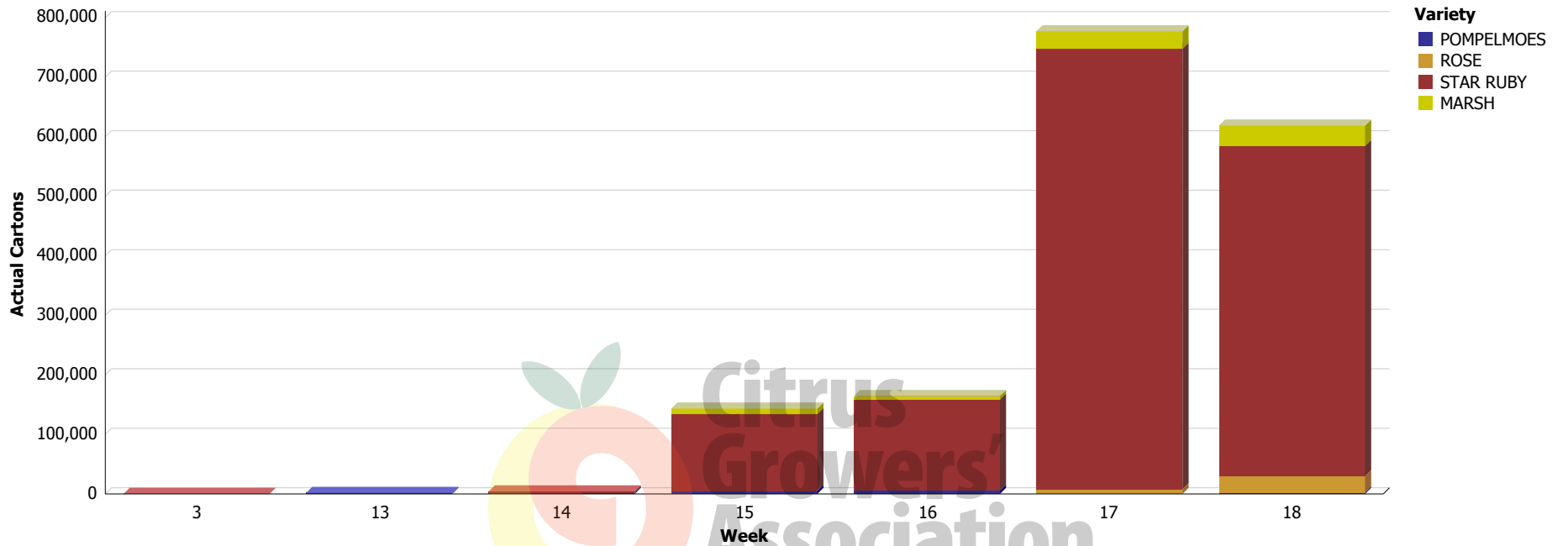
### Grapefruit Exported to All Markets: Current Season per Week, Variety and Destination

Volumes By Year, Week and Variety Group	Asia	Central Europe	Eastern Africa	Eastern Europe	Far East	Indian Ocean Island	Middle East	North America (Canada)	Northern Europe	Russia	Southern Europe	United Kingdom	United States	Western Africa	Western Europe	Region Total
<b>Total</b>	<b>68,880</b>	<b>7,660</b>	<b>275</b>	<b>10,110</b>	<b>121,490</b>	<b>6,520</b>	<b>69,940</b>	<b>48,348</b>	<b>729,870</b>	<b>428,805</b>	<b>98,325</b>	<b>84,095</b>	<b>1,300</b>	<b>2,600</b>	<b>31,410</b>	<b>1,709,628</b>


08 May 2014 4:26:11 PM



### Grapefruit Exported to All Markets: Current Season per Week and Variety




08 May 2014 4:26:11 PM



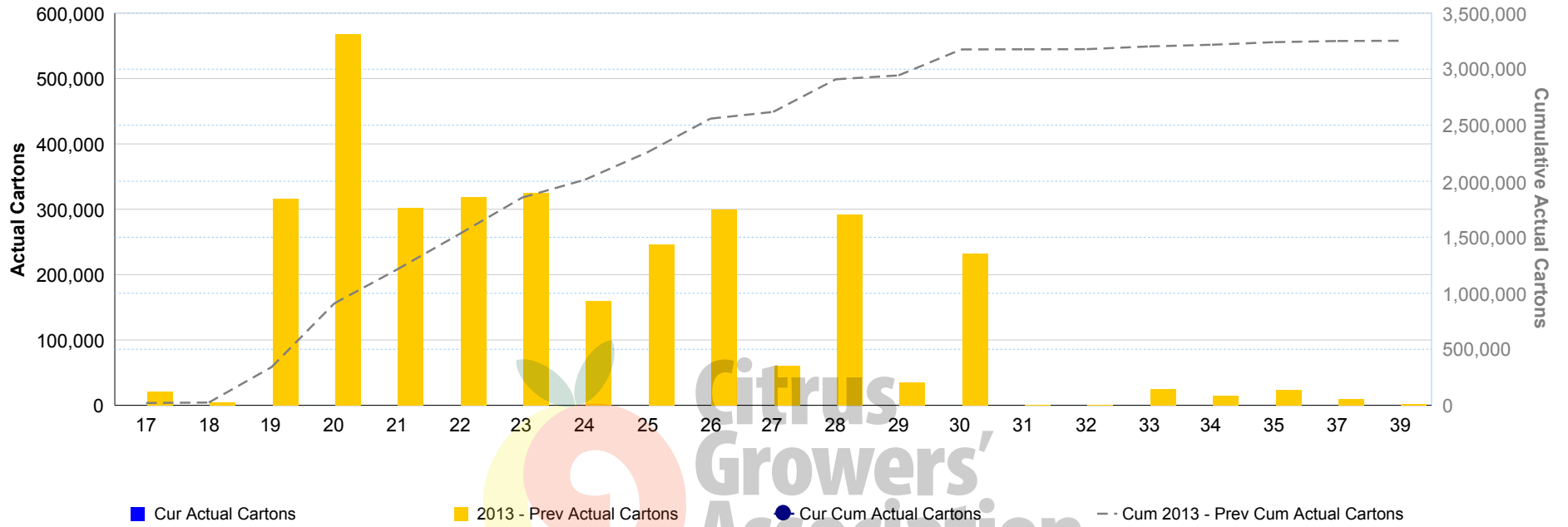
## Grapefruit Exported to Japan: Current Season vs Previous Season

Week	2013		2012	
	Prev Actual Cartons	Prev Cum Actual Cartons	Prev Volumes	Prev Cum Volumes
17	20,950	20,950	11,430	11,430
18	3,935	24,885	248,330	259,760
19	315,894	340,779	361,505	621,265
20	568,406	909,185	194,440	815,705
21	302,470	1,211,655	326,840	1,142,545
22	318,425	1,530,080	377,523	1,520,068
23	324,845	1,854,925	246,289	1,766,357
24	159,110	2,014,035	309,555	2,075,912
25	245,756	2,259,791	28,335	2,104,247
26	299,135	2,558,926	260,780	2,365,027
27	60,009	2,618,935	85,755	2,450,782
28	291,295	2,910,230	50,895	2,501,677
29	34,650	2,944,880	329,620	2,831,297
30	231,640	3,176,520	37,790	2,869,087
31	1,270	3,177,790	1,280	2,870,367
32	1,190	3,178,980	133,855	3,004,222
33	24,335	3,203,315	48,455	3,052,677
34	15,095	3,218,410	29,265	3,081,942
35	23,185	3,241,595	17,779	3,099,721
36			740	3,100,461
37	10,090	3,251,685	1,210	3,101,671
38			2,400	3,104,071
39	2,210	3,253,895		

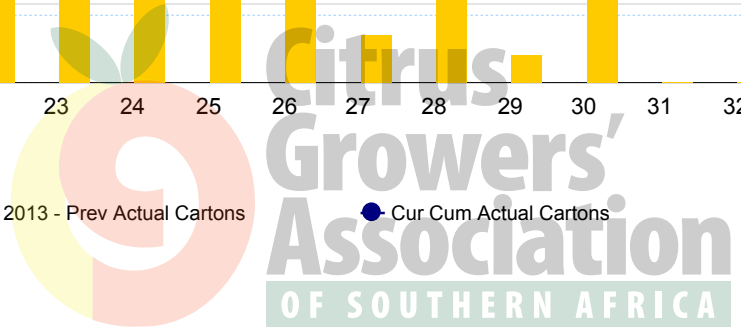
08 May 2014 4:26:11 PM



### Grapefruit Exported to Japan: Current Season vs Previous Season



08 May 2014 4:26:11 PM

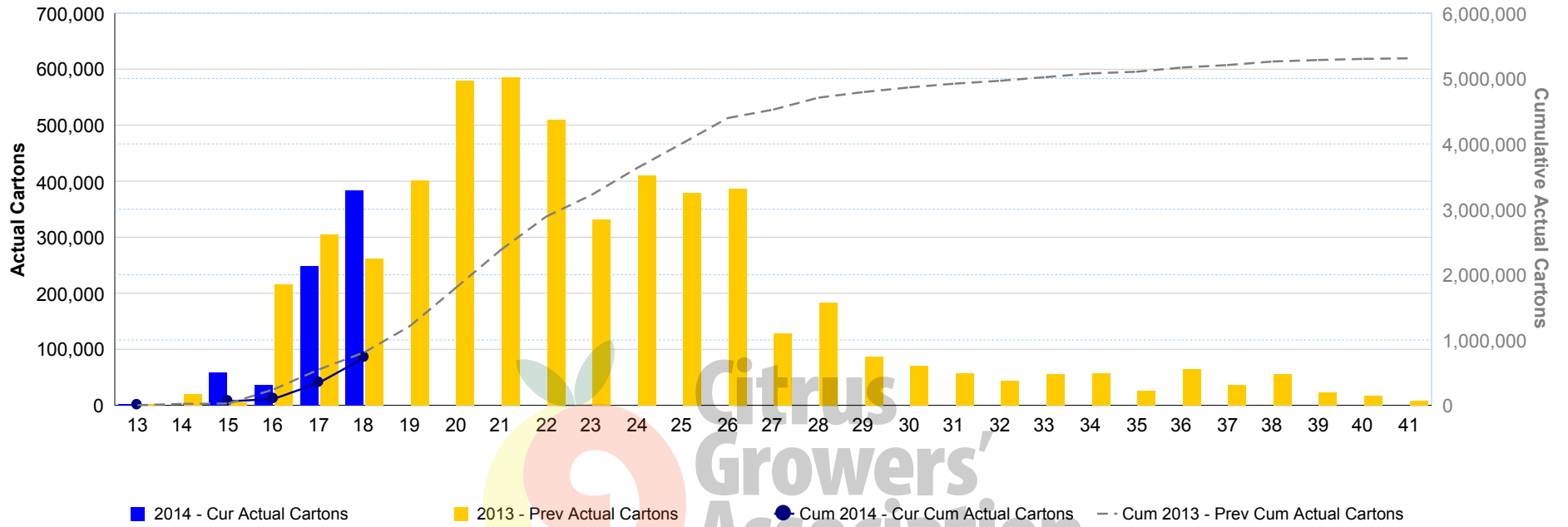


## Grapefruit Exported to Northern Europe: Current Season vs Previous Season

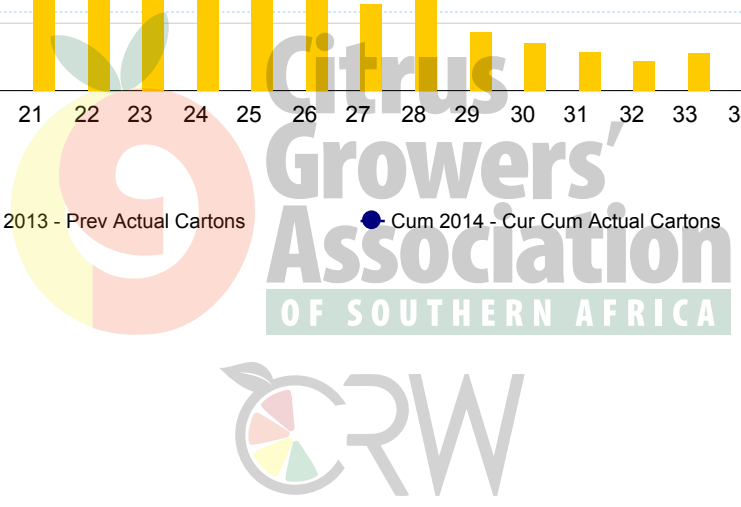
Week	2014		2013		2012	
	Cur Actual Cartons	Cur Cum Actual Cartons	Prev Actual Cartons	Prev Cum Actual Cartons	Prev Actual Cartons	Prev Cum Actual Cartons
13	1,600	1,600	2,800	2,800		
14			19,490	22,290		
15	59,255	60,855	5,425	27,715	51,290	51,290
16	36,635	97,490	216,525	244,240	67,230	118,520
17	248,065	345,555	305,236	549,476	502,972	621,492
18	384,315	729,870	262,164	811,640	58,425	679,917
19			400,846	1,212,486	707,087	1,387,004
20			579,084	1,791,570	375,056	1,762,060
21			585,379	2,376,949	413,629	2,175,689
22			510,251	2,887,200	494,287	2,669,976
23			331,774	3,218,974	326,668	2,996,644
24			410,545	3,629,519	243,203	3,239,847
25			379,809	4,009,328	217,346	3,457,193
26			386,167	4,395,495	102,595	3,559,788
27			128,864	4,524,359	112,265	3,672,053
28			183,339	4,707,698	86,176	3,758,229
29			86,429	4,794,127	12,595	3,770,824
30			70,373	4,864,500	45,782	3,816,606
31			57,675	4,922,175	12,340	3,828,946
32			43,800	4,965,975	26,435	3,855,381
33			56,035	5,022,010	21,833	3,877,214
34			56,600	5,078,610	20,905	3,898,119
35			25,445	5,104,055	31,128	3,929,247
36			64,710	5,168,765	30,596	3,959,843
37			37,010	5,205,775	23,574	3,983,417
38			55,053	5,260,828	35,807	4,019,224
39			22,377	5,283,205	5,735	4,024,959
40			17,830	5,301,035	4,119	4,029,078
41			8,270	5,309,305	2,600	4,031,678



### Grapefruit Exported to Northern Europe: Current Season vs Previous Season



08 May 2014 4:26:11 PM

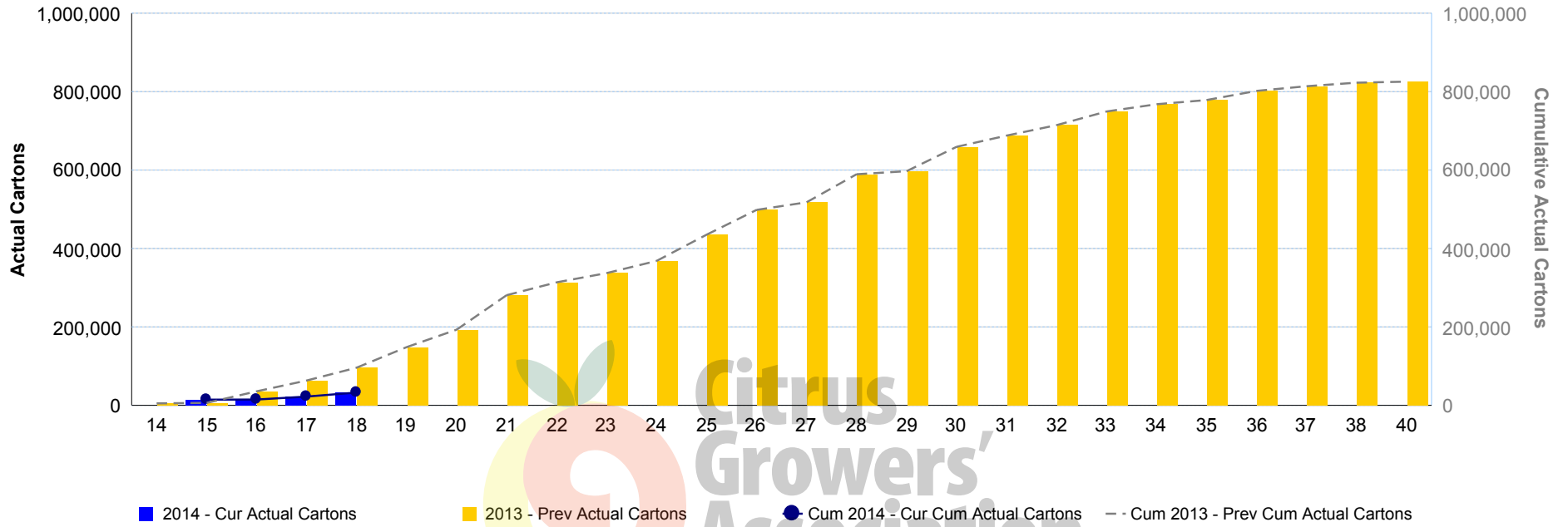


## Grapefruit Exported to the UK: Current Season vs Previous Season

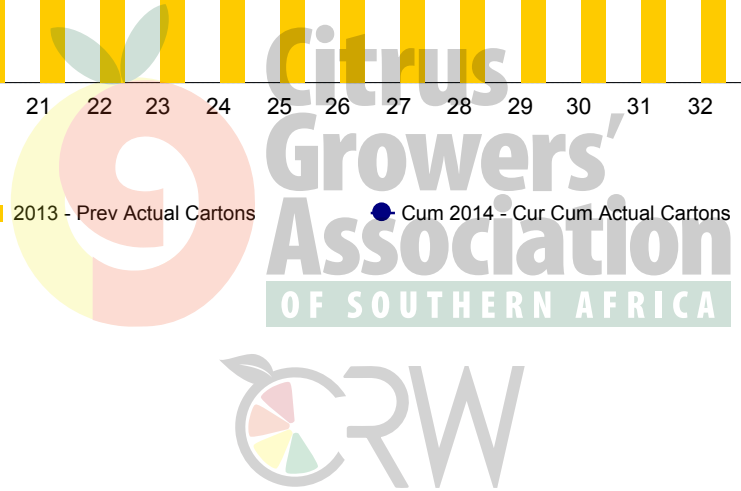
Week	2014		2013		2012	
	Cur Actual Cartons	Cur Cum Actual Cartons	Prev Actual Cartons	Prev Cum Actual Cartons	Prev Actual Cartons	Prev Cum Actual Cartons
14			5,020	5,020		
15	14,435	14,435	1,230	6,250	9,500	9,500
16	14,750	29,185	29,420	35,670	3,900	13,400
17	22,275	51,460	27,540	63,210	58,080	71,480
18	32,635	84,095	32,765	95,975	1,300	72,780
19			52,367	148,342	75,795	148,575
20			44,550	192,892	65,815	214,390
21			87,935	280,827	70,135	284,525
22			32,770	313,597	49,775	334,300
23			23,615	337,212	76,830	411,130
24			31,000	368,212	36,765	447,895
25			66,840	435,052	64,045	511,940
26			63,320	498,372	34,410	546,350
27			19,397	517,769	25,260	571,610
28			71,515	589,284	50,050	621,660
29			7,775	597,059	20,485	642,145
30			62,130	659,189	27,650	669,795
31			28,660	687,849	11,505	681,300
32			26,610	714,459	11,730	693,030
33			34,895	749,354	12,145	705,175
34			18,480	767,834	25,286	730,461
35			10,599	778,433	12,490	742,951
36			23,385	801,818	5,790	748,741
37			11,915	813,733	9,924	758,665
38			9,041	822,774	4,310	762,975
39					0	762,975
40			2,600	825,374		

08 May 2014 4:26:11 PM

### Grapefruit Exported to the UK: Current Season vs Previous Season



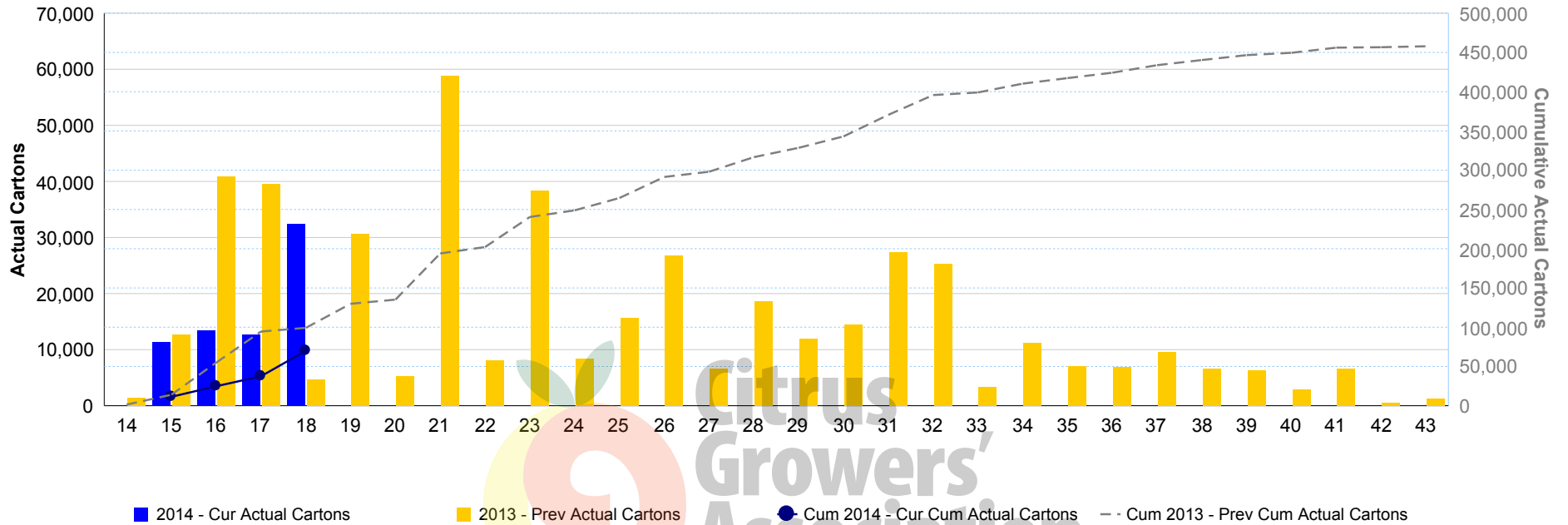
08 May 2014 4:26:11 PM



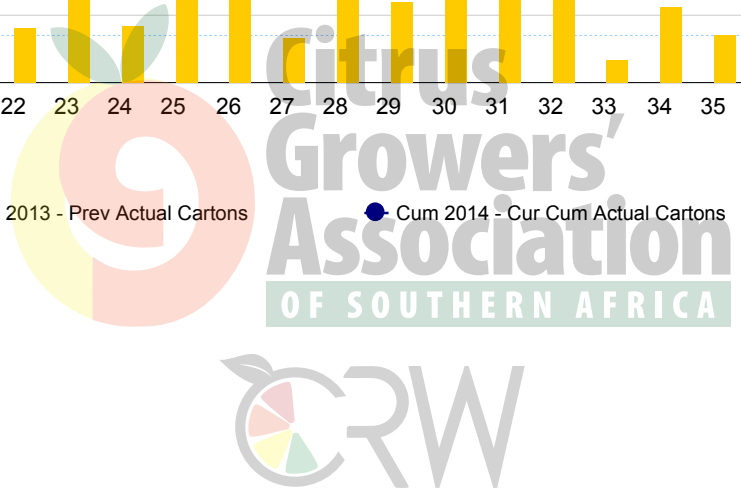
## Grapefruit Exported to the Middle East: Current Season vs Previous Season

Week	2014		2013		2012	
	Cur Actual Cartons	Cur Cum Actual Cartons	Prev Actual Cartons	Prev Cum Actual Cartons	Prev Actual Cartons	Prev Cum Actual Cartons
14			1,400	1,400		
15	11,360	11,360	12,620	14,020	8,375	8,375
16	13,445	24,805	40,939	54,959	15,570	23,945
17	12,735	37,540	39,530	94,489	1,300	25,245
18	32,400	69,940	4,690	99,179	31,225	56,470
19			30,673	129,852	35,215	91,685
20			5,285	135,137	8,324	100,009
21			58,834	193,971	16,537	116,546
22			10,940	204,911	18,240	134,786
23			38,315	243,226	10,805	145,591
24			11,155	254,381	8,910	154,501
25			15,720	270,101	12,052	166,553
26			26,819	296,920	4,805	171,358
27			6,612	303,532	3,310	174,668
28			18,605	322,137	5,860	180,528
29			13,208	335,345	6,990	187,518
30			14,505	349,850	3,015	190,533
31			33,910	383,760	12,270	202,803
32			25,241	409,001	13,041	215,844
33			3,305	412,306	5,082	220,926
34			11,215	423,521	8,545	229,471
35			7,100	430,621	30,820	260,291
36			6,875	437,496	16,895	277,186
37			9,570	447,066	15,255	292,441
38			6,553	453,619	18,355	310,796
39			6,668	460,287	4,050	314,846
40			2,940	463,227	1,330	316,176
41			6,585	469,812	130	316,306
42			520	470,332		
43			1,210	471,542		

### Grapefruit Exported to the Middle East: Current Season vs Previous Season



08 May 2014 4:26:11 PM



## Grapefruit Exported to the Far East (excl. Japan): Current Season vs Previous Season

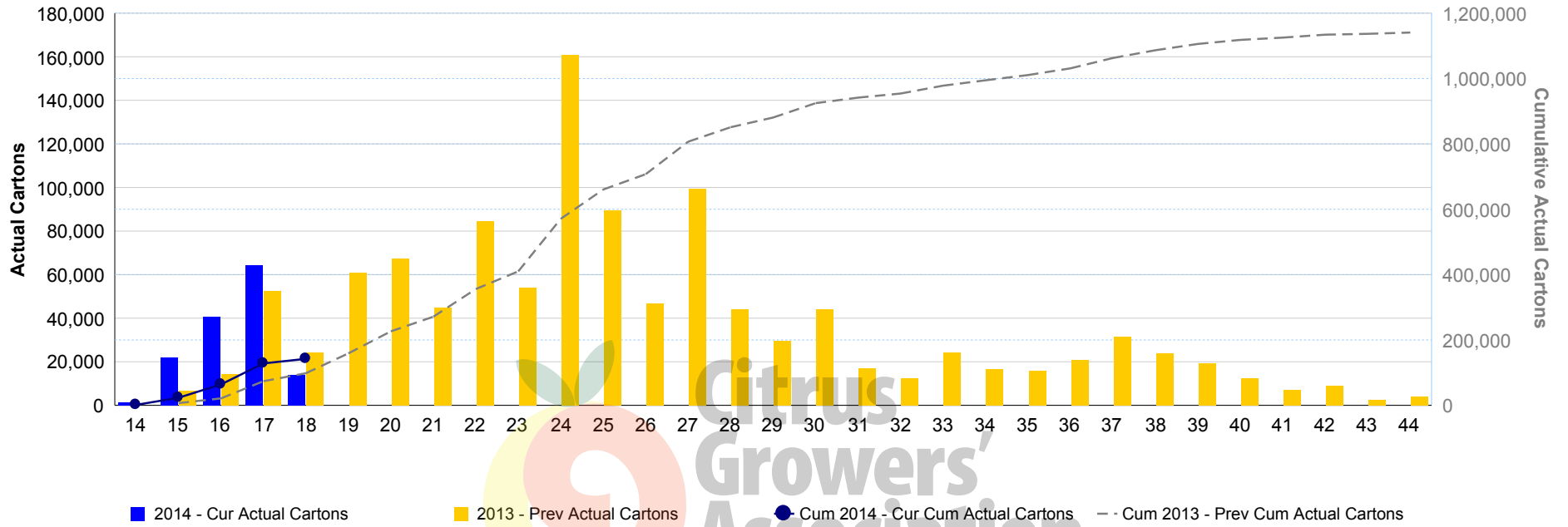
Week	2014		2013		2012	
	Cur Actual Cartons	Cur Cum Actual Cartons	Prev Actual Cartons	Prev Cum Actual Cartons	Prev Actual Cartons	Prev Cum Actual Cartons
14	1,320	1,320				
15	21,860	23,180	6,870	6,870	7,770	7,770
16	40,755	63,935	14,320	21,190	46,010	53,780
17	64,300	128,235	52,655	73,845	61,550	115,330
18	14,020	142,255	24,385	98,230	50,705	166,035
19			60,841	159,071	87,453	253,488
20			67,305	226,376	36,423	289,911
21			44,860	271,236	36,984	326,895
22			84,650	355,886	72,231	399,126
23			54,080	409,966	44,337	443,463
24			160,760	570,726	40,025	483,488
25			89,665	660,391	24,327	507,815
26			46,870	707,261	33,499	541,314
27			99,595	806,856	22,499	563,813
28			44,223	851,079	31,465	595,278
29			29,600	880,679	20,145	615,423
30			43,940	924,619	14,960	630,383
31			17,020	941,639	12,775	643,158
32			12,485	954,124	16,957	660,115
33			24,045	978,169	10,403	670,518
34			16,485	994,654	17,740	688,258
35			16,000	1,010,654	37,445	725,703
36			20,615	1,031,269	29,965	755,668
37			31,650	1,062,919	11,015	766,683
38			23,675	1,086,594	18,215	784,898
39			19,295	1,105,889	7,800	792,698
40			12,385	1,118,274	350	793,048
41			6,980	1,125,254		
42			9,045	1,134,299		
43			2,600	1,136,899		
44			3,900	1,140,799	1,300	794,348

Grapefruit Exported to the Far East (excl. Japan): Current Season vs Previous Season

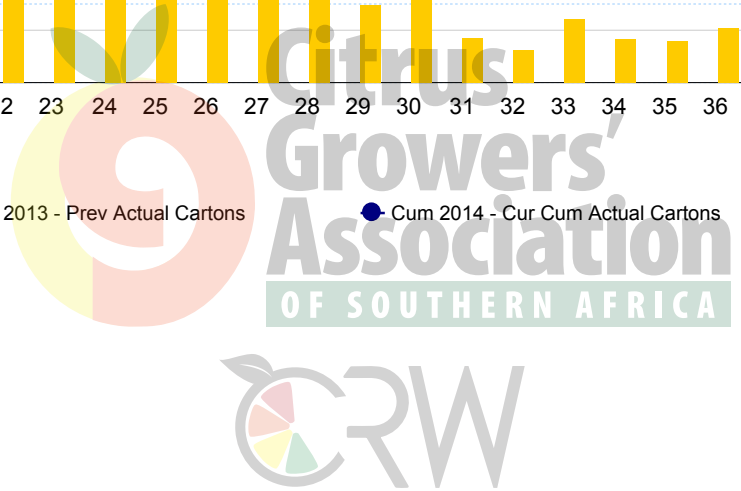
08 May 2014 4:26:11 PM



### Grapefruit Exported to the Far East (excl. Japan): Current Season vs Previous Season



08 May 2014 4:26:11 PM



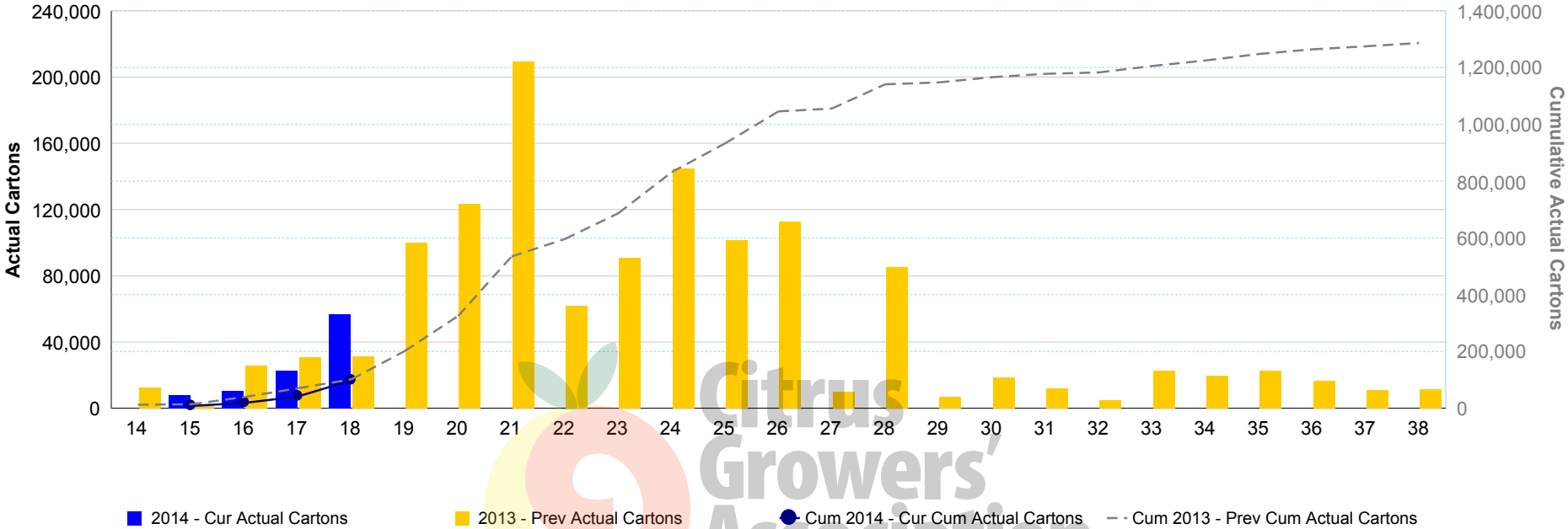


## Grapefruit Exported to Southern Europe: Current Season vs Previous Season

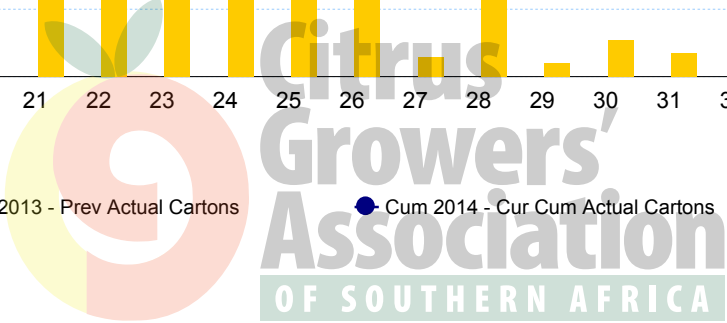
Week	2014		2013		2012	
	Cur Actual Cartons	Cur Cum Actual Cartons	Prev Actual Cartons	Prev Cum Actual Cartons	Prev Actual Cartons	Prev Cum Actual Cartons
14			12,600	12,600		
15	8,075	8,075	1,400	14,000	1,380	1,380
16	10,675	18,750	25,754	39,754	4,135	5,515
17	22,815	41,565	30,590	70,344	21,870	27,385
18	56,760	98,325	31,400	101,744	66,430	93,815
19			99,817	201,561	159,355	253,170
20			123,610	325,171	45,630	298,800
21			209,345	534,516	141,047	439,847
22			61,630	596,146	123,417	563,264
23			90,820	686,966	86,370	649,634
24			144,770	831,736	78,375	728,009
25			101,320	933,056	55,800	783,809
26			112,715	1,045,771	10,588	794,397
27			9,955	1,055,726	5,405	799,802
28			85,415	1,141,141	19,950	819,752
29			6,650	1,147,791	16,420	836,172
30			18,478	1,166,269	7,600	843,772
31			11,900	1,178,169	930	844,702
32			4,790	1,182,959	14,335	859,037
33			22,745	1,205,704	9,119	868,156
34			19,405	1,225,109	10,440	878,596
35			22,795	1,247,904	15,365	893,961
36			16,420	1,264,324	11,050	905,011
37			10,745	1,275,069	3,900	908,911
38			11,660	1,286,729	4,845	913,756

08 May 2014 4:26:11 PM

### Grapefruit Exported to Southern Europe: Current Season vs Previous Season



08 May 2014 4:26:11 PM

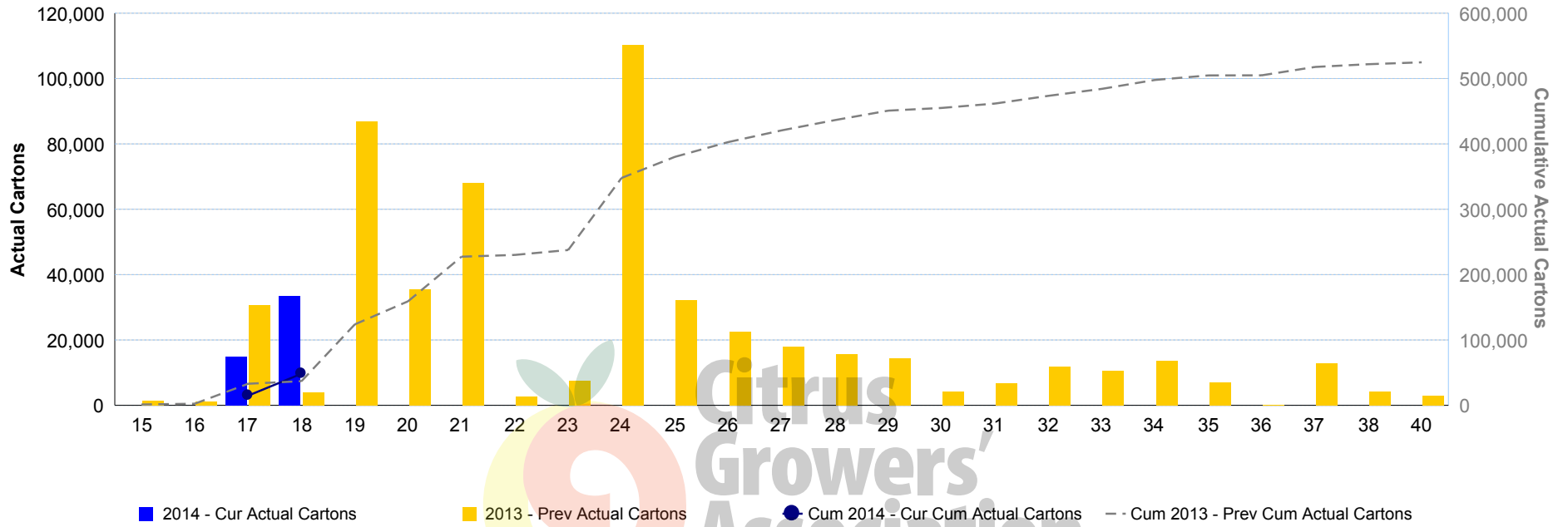


## Grapefruit Exported to Canada: Current Season vs Previous Season

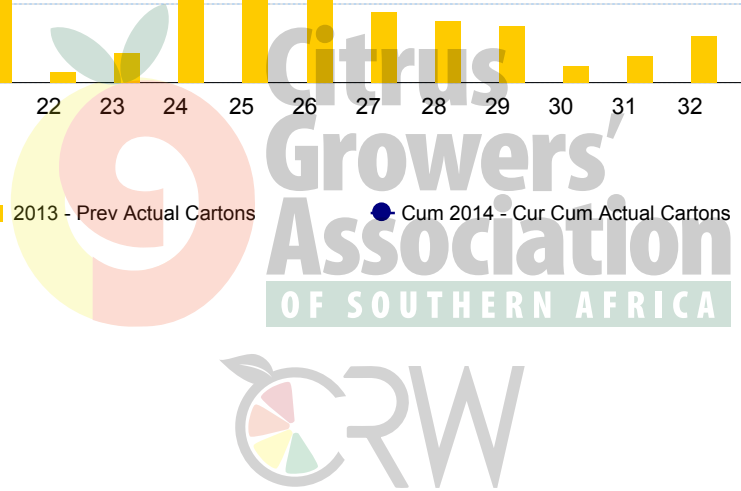
Week	2014		2013		2012	
	Cur Actual Cartons	Cur Cum Actual Cartons	Prev Actual Cartons	Prev Cum Actual Cartons	Prev Actual Cartons	Prev Cum Actual Cartons
15			1,320	1,320	1,400	1,400
16			1,135	2,455	1,400	2,800
17	14,818	14,818	30,585	33,040	12,360	15,160
18	33,530	48,348	3,915	36,955	10,820	25,980
19			86,875	123,830	52,505	78,485
20			35,430	159,260	18,389	96,874
21			68,163	227,423	43,590	140,464
22			2,700	230,123	32,165	172,629
23			7,515	237,638	24,150	196,779
24			110,254	347,892	18,610	215,389
25			32,300	380,192	11,950	227,339
26			22,590	402,782	6,535	233,874
27			17,910	420,692	7,020	240,894
28			15,735	436,427		
29			14,475	450,902	23,415	264,309
30			4,120	455,022	12,330	276,639
31			6,715	461,737	350	276,989
32			11,770	473,507	3,790	280,779
33			10,645	484,152	1,300	282,079
34			13,720	497,872	4,222	286,301
35			6,925	504,797	2,355	288,656
36			120	504,917		
37			12,830	517,747	1,300	289,956
38			4,200	521,947	1,395	291,351
40			2,900	524,847		

08 May 2014 4:26:11 PM

### Grapefruit Exported to Canada: Current Season vs Previous Season



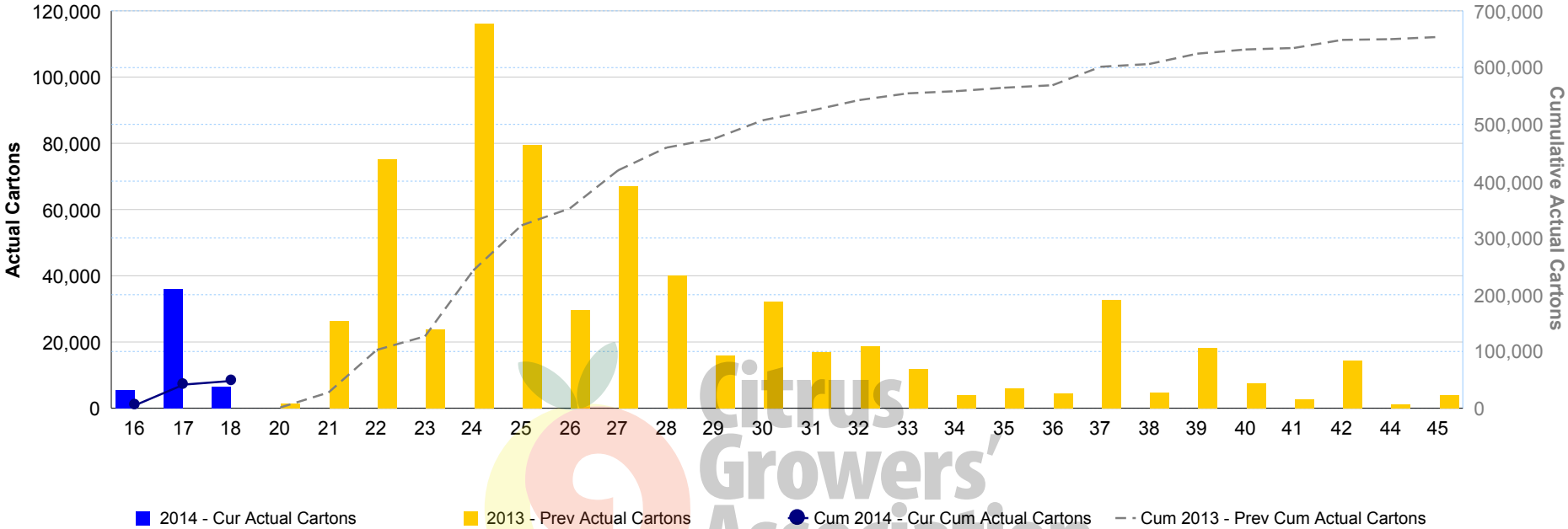
08 May 2014 4:26:11 PM



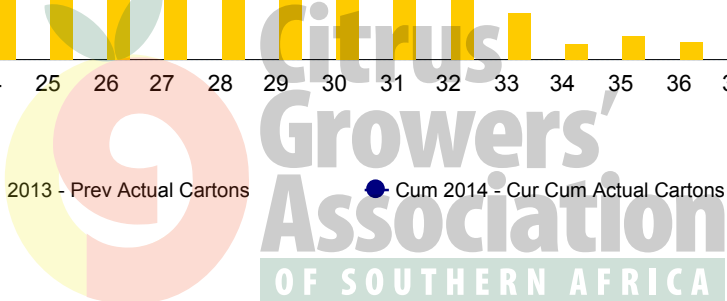
## Grapefruit Exported to China: Current Season vs Previous Season

Week	2014		2013		2012	
	Cur Actual Cartons	Cur Cum Actual Cartons	Prev Actual Cartons	Prev Cum Actual Cartons	Prev Actual Cartons	Prev Cum Actual Cartons
16	5,500	5,500				
17	41,615	41,615			3,900	3,900
18	48,115	48,115			2,700	6,600
19					7,605	14,205
20			1,300	1,300	11,800	26,005
21			26,342	27,642	10,500	36,505
22			75,060	102,702	5,200	41,705
23			23,900	126,602	18,925	60,630
24			116,140	242,742	10,375	71,005
25			79,447	322,189	3,900	74,905
26			29,730	351,919	9,200	84,105
27			67,090	419,009		
28			40,000	459,009	2,600	86,705
29			16,015	475,024	1,300	88,005
30			32,230	507,254	2,600	90,605
31			16,975	524,229		
32			18,633	542,862	6,175	96,780
33			11,745	554,607	3,047	99,827
34			3,905	558,512	5,160	104,987
35			6,105	564,617	2,505	107,492
36			4,330	568,947		
37			32,580	601,527	325	107,817
38			4,740	606,267	360	108,177
39			18,265	624,532	910	109,087
40			7,410	631,942		
41			2,600	634,542		
42			14,300	648,842		
44			1,230	650,072		
45			3,900	653,972		

### Grapefruit Exported to China: Current Season vs Previous Season



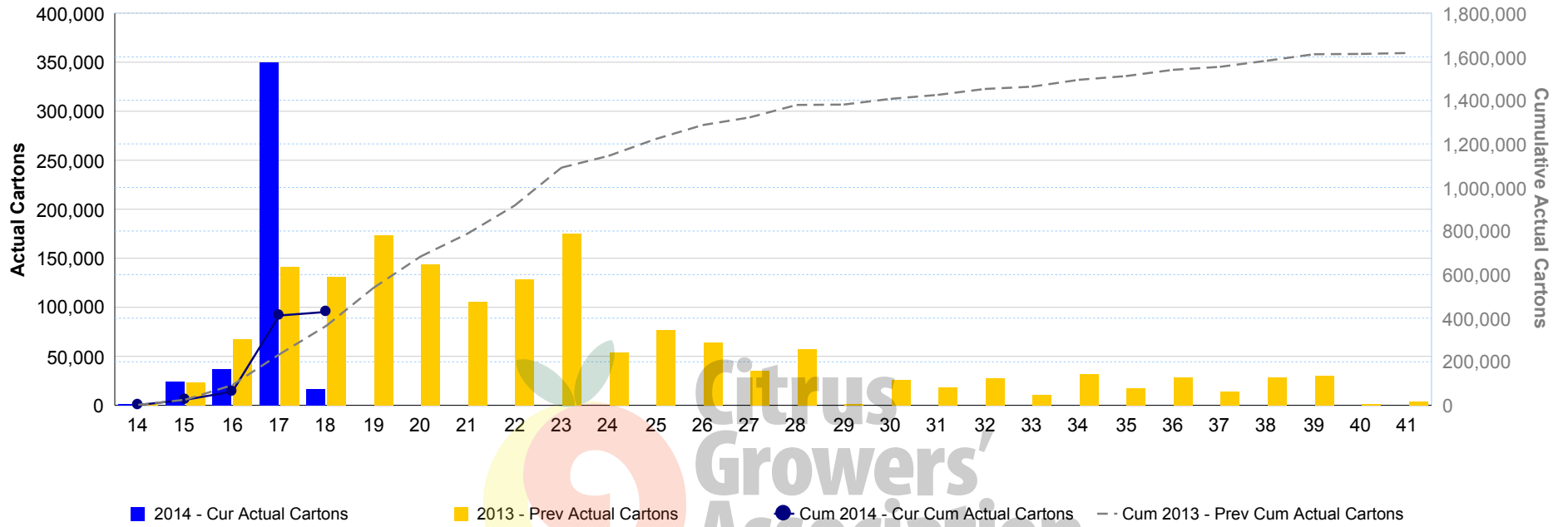
08 May 2014 4:26:11 PM



## Grapefruit Exported to Russia: Current Season vs Previous Season

Week	2014		2013		2012	
	Cur Actual Cartons	Cur Cum Actual Cartons	Prev Actual Cartons	Prev Cum Actual Cartons	Prev Actual Cartons	Prev Cum Actual Cartons
14	1,225	1,225	2,525	2,525		
15	24,365	25,590	23,260	25,785	1,180	1,180
16	37,255	62,845	67,115	92,900	54,820	56,000
17	349,435	412,280	141,230	234,130	121,705	177,705
18	16,525	428,805	131,185	365,315	12,760	190,465
19			173,532	538,847	56,330	246,795
20			143,874	682,721	84,409	331,204
21			105,240	787,961	89,465	420,669
22			128,554	916,515	63,605	484,274
23			174,695	1,091,210	33,615	517,889
24			53,736	1,144,946	67,165	585,054
25			77,170	1,222,116	49,584	634,638
26			64,260	1,286,376	2,720	637,358
27			35,244	1,321,620	49,300	686,658
28			57,300	1,378,920	14,530	701,188
29			1,650	1,380,570	10,750	711,938
30			26,280	1,406,850	31,495	743,433
31			18,150	1,425,000	3,130	746,563
32			27,230	1,452,230	9,105	755,668
33			10,385	1,462,615	6,295	761,963
34			31,575	1,494,190	595	762,558
35			17,130	1,511,320	11,000	773,558
36			28,708	1,540,028	9,300	782,858
37			13,710	1,553,738	4,385	787,243
38			28,193	1,581,931	1,100	788,343
39			29,730	1,611,661	6,405	794,748
40			1,300	1,612,961		
41			4,225	1,617,186	935	795,683
43					2,240	797,923

### Grapefruit Exported to Russia: Current Season vs Previous Season



08 May 2014 4:26:11 PM

