



## Citrus Marketing Forum



08 May 2014

### Contacts:

John Edmonds

Tel: (031) 765-2514; E-mail: [johne@cga.co.za](mailto:johne@cga.co.za)

Gloria Smail

Tel: (031) 765-2514; E-mail: [gloria@cga.co.za](mailto:gloria@cga.co.za)

### For Reference:

Product	Standard Carton Mass	# of Cartons per Pallet
Grapefruit	15 kg	56
Lemons	15 kg	80
Oranges - Navels	15 kg	70
Oranges - Valencias	15 kg	80
Soft Citrus	15 kg	70

## Destination Region Layout

Reporting Region	Country
Africa	RWANDA
	SOUTH AFRICA
Asia	BANGLADESH
	BRUNEI DARUSSALAM
	CHINA
	GEORGIA
	INDIA
	INDONESIA
	MALAYSIA
	PHILIPPINES
	REPUBLIC OF KOREA (SOUTH)
	SRI LANKA
	THAILAND
	TONGA
	VIETNAM
Atlantic Ocean Isle	CAPE VERDE
	FIJI
	ST HELENA
Australia	AUSTRALIA
Central Africa	ALGERIA
	BOTSWANA
	BURUNDI
	CAMEROON
	DEMOCRATIC REP OF CONGO
	EQUATORIAL GUINEA
	MALAWI
	SAO TOME AND PRINCIPE
Central America	ARGENTINA
Central Europe	AUSTRIA
	BRUNEI DARUSSALAM



Reporting Region	Country
Middle East	AZERBAIJAN
	BAHRAIN
	IRAN (ISLAMIC REPUBLIC OF)
	ISRAEL
	JORDAN
	KUWAIT
	LEBANON
	OMAN
	PAKISTAN
	QATAR
	SAUDI ARABIA
	SYRIAN ARAB REPUBLIC
	TURKEY
	UNITED ARAB EMIRATES
	UZBEKISTAN
	YEMEN
	New Zealand
North America (Canada)	CANADA
	MEXICO
Northern Africa	EGYPT
	LIBYAN ARAB JAMAHIRIYA
	MOROCCO
	TUNISIA
Northern Europe	BELGIUM
	DENMARK
	FINLAND
	GERMANY
	NETHERLANDS
	NORWAY
Russia	RUSSIAN FEDERATION

## Destination Region Layout

Reporting Region	Country
Central Europe	CROATIA (local name Hrvatska)
	CZECH REPUBLIC
	ESTONIA
	GEORGIA
	LUXEMBOURG
	POLAND
	SLOVENIA
	SWEDEN
	SWITZERLAND
Eastern Africa	DJIBOUTI
	ETHIOPIA
	KENYA
	SOMALIA
	SUDAN
	UGANDA
	UNITED REPUBLIC OF TANZANIA
Eastern Europe	BULGARIA
	LATVIA
	LITHUANIA
	ROMANIA
	UKRAINE
European Union	NETHERLANDS
Far East	HONG KONG
	JAPAN
	SINGAPORE
	TAIWAN
Indian Ocean Island	COMOROS
	MADAGASCAR
	MALDIVES
	MAURITIUS

Reporting Region	Country
South America	BRAZIL
	CHILE
	CUBA
	PARAGUAY
	PERU
	URUGUAY
	VENEZUELA
Southern Africa	LESOTHO
	MOZAMBIQUE
	SOUTH AFRICA
	SWAZILAND
	ZAMBIA
	ZIMBABWE
Southern Europe	CYPRUS
	GREECE
	ITALY
	MALTA
United Kingdom	PORTUGAL
	SPAIN
United States	IRELAND
	UNITED KINGDOM
United States	PUERTO RICO
	UNITED STATES
Western Africa	ANGOLA
	BENIN
	CONGO (REPUBLIC OF)
	COTE D'IVOIRE
	GABON
	GHANA
	MAURITANIA



## Destination Region Layout

Reporting Region	Country
Indian Ocean Island	MAYOTTE
	REUNION
	SEYCHELLES
Middle East	AZERBAIJAN
	BAHRAIN
	IRAN (ISLAMIC REPUBLIC OF)
	ISRAEL
	JORDAN
	KUWAIT
	LEBANON
	OMAN
	PAKISTAN
	QATAR
	SAUDI ARABIA
	SYRIAN ARAB REPUBLIC
	TURKEY
	UNITED ARAB EMIRATES
	UZBEKISTAN
	YEMEN
New Zealand	NEW ZEALAND
North America (Canada)	CANADA
	MEXICO
Northern Africa	EGYPT
	LIBYAN ARAB JAMAHIRIYA
	MOROCCO
	TUNISIA
Northern Europe	BELGIUM
	DENMARK
	FINLAND
	GERMANY

Reporting Region	Country
Western Africa	NAMIBIA
	NIGERIA
	SENEGAL
	SIERRA LEONE
	TOGO
Western Europe	FRANCE



## Destination Region Layout

Reporting Region	Country
Northern Europe	NETHERLANDS
	NORWAY
Russia	RUSSIAN FEDERATION
South America	BRAZIL
	CHILE
	CUBA
	PARAGUAY
	PERU
	URUGUAY
	VENEZUELA
Southern Africa	LESOTHO
	MOZAMBIQUE
	SOUTH AFRICA
	SWAZILAND
	ZAMBIA
	ZIMBABWE
Southern Europe	CYPRUS
	GREECE
	ITALY
	MALTA
	PORTUGAL
	SPAIN
United Kingdom	IRELAND
	UNITED KINGDOM
United States	PUERTO RICO
	UNITED STATES
Western Africa	ANGOLA
	BENIN
	CONGO (REPUBLIC OF)
	COTE D'IVOIRE



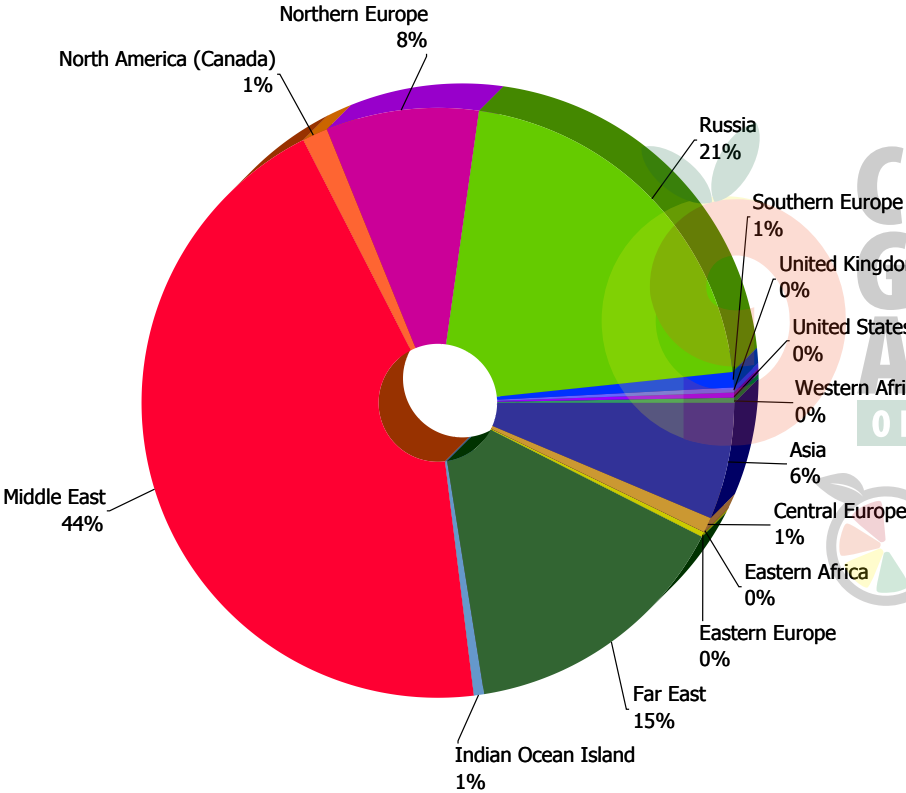
## Destination Region Layout

Reporting Region	Country
Western Africa	GABON
	GHANA
	MAURITANIA
	NAMIBIA
	NIGERIA
	SENEGAL
	SIERRA LEONE
	TOGO
Western Europe	FRANCE

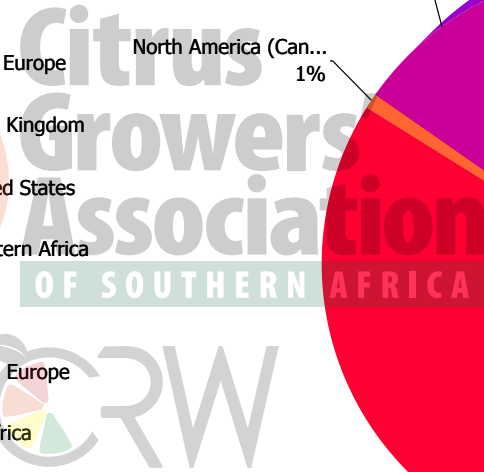
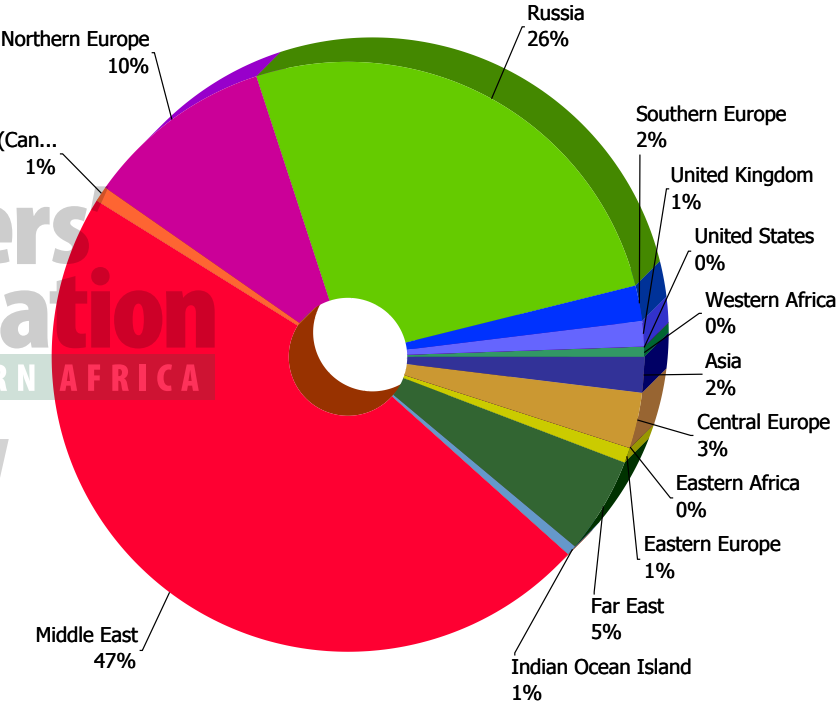


# Lemons Exported: Current Season vs Previous Season

**Current Season (YTD)**

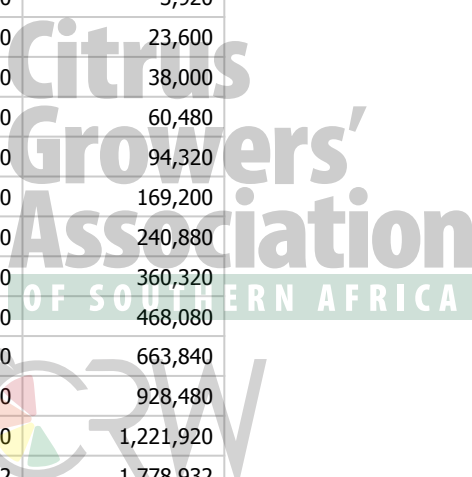


**Previous Season (YTD)**



## Lemons Exported to All Markets: Current Season vs Previous Season

Week	2014		2013		2012	
	Cur Eqv Ctns	Cur Cum Eqv Ctns	Prev Eqv Ctns	Prev Cum Eqv Ctns	Prev Eqv Ctns	Prev Cum Eqv Ctns
1						
2						
3					2,000	2,000
4	3,200	3,200				2,000
5	9,600	12,800	800	800		2,000
6	9,600	22,400	320	1,120	800	2,800
7	9,600	32,000	3,600	4,720	1,120	3,920
8	28,800	60,800	8,720	13,440	19,680	23,600
9	48,000	108,800	9,200	22,640	14,400	38,000
10	62,400	171,200	44,880	67,520	22,480	60,480
11	48,080	219,280	91,200	158,720	33,840	94,320
12	22,400	241,680	115,520	274,240	74,880	169,200
13	102,542	344,222	128,080	402,320	71,680	240,880
14	193,957	538,179	157,040	559,360	119,440	360,320
15	246,738	784,917	151,624	710,984	107,760	468,080
16	359,603	1,144,520	224,742	935,725	195,760	663,840
17	508,654	1,653,174	431,137	1,366,863	264,640	928,480
18	227,251	1,880,426	328,481	1,695,343	293,440	1,221,920
19	35,200	1,915,626	989,163	2,684,506	557,012	1,778,932
20		1,915,626	575,868	3,260,374	440,829	2,219,761
21		1,915,626	558,798	3,819,172	484,714	2,704,475
22		1,915,626	713,254	4,532,426	623,333	3,327,808
23		1,915,626	587,201	5,119,627	622,979	3,950,787
24		1,915,626	587,345	5,706,973	452,932	4,403,719
25		1,915,626	482,007	6,188,980	406,105	4,809,824
26		1,915,626	588,968	6,777,947	356,109	5,165,933
27		1,915,626	456,708	7,234,655	467,114	5,633,047
28		1,915,626	517,355	7,752,010	368,646	6,001,693
29		1,915,626	326,897	8,078,907	633,980	6,635,673






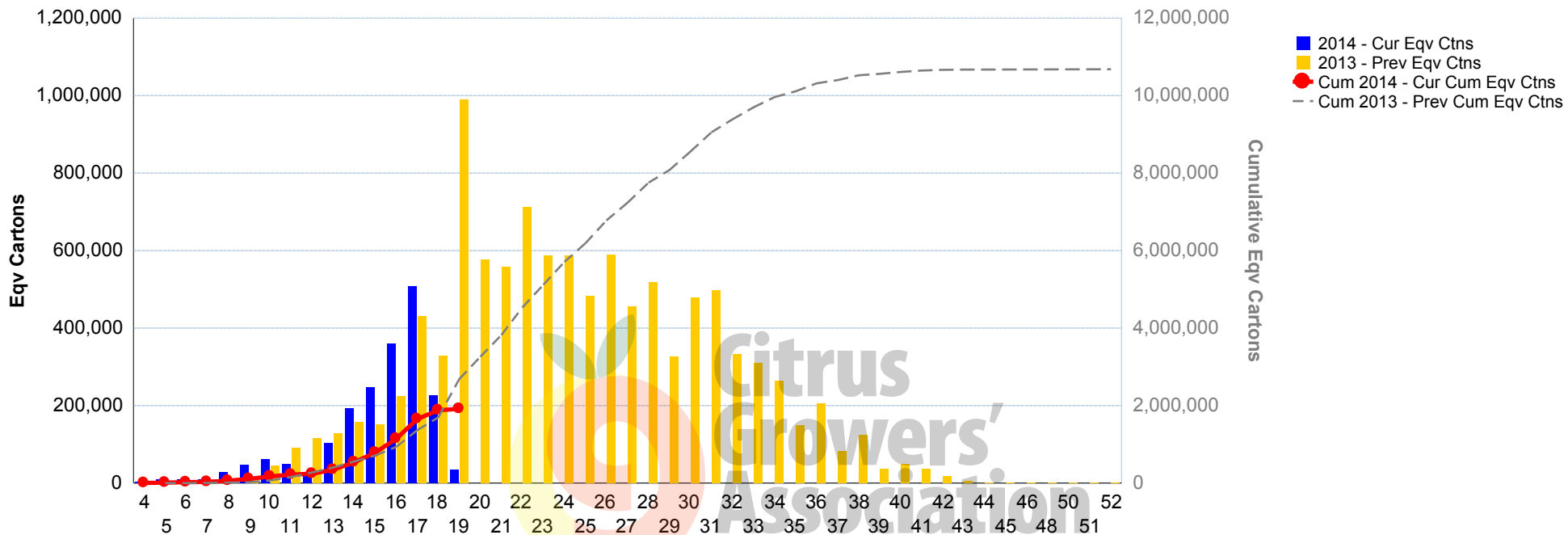
## Lemons Exported to All Markets: Current Season vs Previous Season

Week	2014		2013		2012	
	Cur Eqv Ctns	Cur Cum Eqv Ctns	Prev Eqv Ctns	Prev Cum Eqv Ctns	Prev Eqv Ctns	Prev Cum Eqv Ctns
30		1,915,626	478,813	8,557,720	828,009	7,463,682
31		1,915,626	496,495	9,054,214	525,202	7,988,884
32		1,915,626	333,578	9,387,792	512,345	8,501,229
33		1,915,626	309,174	9,696,966	537,464	9,038,693
34		1,915,626	263,938	9,960,905	354,533	9,393,226
35		1,915,626	149,116	10,110,021	468,102	9,861,328
36		1,915,626	206,111	10,316,132	149,696	10,011,024
37		1,915,626	82,475	10,398,606	181,716	10,192,740
38		1,915,626	124,890	10,523,496	146,071	10,338,812
39		1,915,626	37,158	10,560,654	37,680	10,376,492
40		1,915,626	48,809	10,609,463	44,384	10,420,875
41		1,915,626	36,562	10,646,025	22,815	10,443,690
42		1,915,626	18,240	10,664,265	12,097	10,455,787
43		1,915,626	5,977	10,670,243	5,768	10,461,555
44		1,915,626	880	10,671,123	5,280	10,466,835
45		1,915,626	1,361	10,672,484	5,440	10,472,275
46		1,915,626	1,600	10,674,084	6,679	10,478,954
47		1,915,626		10,674,084		10,478,954
48		1,915,626	1,200	10,675,284	3,440	10,482,394
49		1,915,626		10,675,284	2,320	10,484,714
50		1,915,626	1,680	10,676,964	880	10,485,594
51		1,915,626	800	10,677,764	4,080	10,489,674
52		1,915,626	1,600	10,679,364	960	10,490,634
53		1,915,626		10,679,364		10,490,634

08 May 2014 4:26:20 PM



### Lemons Exported to All Markets: Current Season vs Previous Season



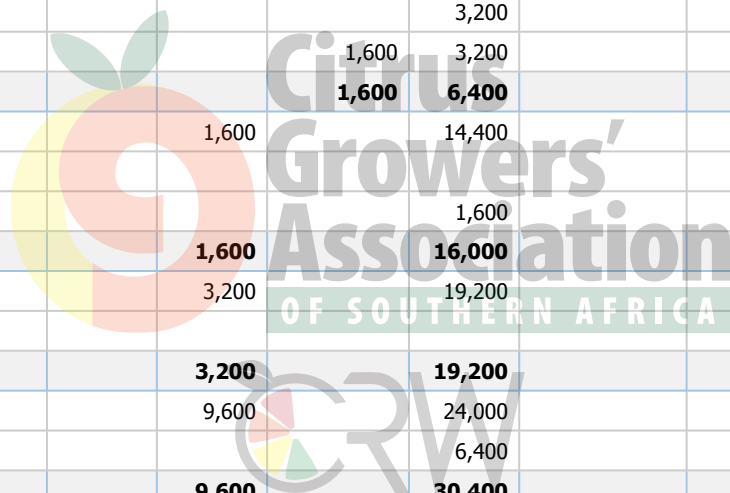
08 May 2014 4:26:20 PM

Citrus Growers' Association OF SOUTHERN AFRICA



## Lemons Exported to All Markets: Current Season per Week, Variety and Destination

Eqv Ctns by Year, Week, Variety Group and Variety				Asia	Central Europe	Eastern Africa	Eastern Europe	Far East	Indian Ocean Island	Middle East	North America (Canada)	Northern Europe	Russia	Southern Europe	United Kingdom	Western Africa	Region Total	
2014	4	Lemons	EUREKA						1,600							1,600	<b>3,200</b>	
		<b>Weekly Total</b>							<b>1,600</b>								<b>1,600</b>	<b>3,200</b>
	5	Lemons	EUREKA							6,400			1,600				1,600	<b>9,600</b>
		<b>Weekly Total</b>								<b>6,400</b>			<b>1,600</b>				<b>1,600</b>	<b>9,600</b>
	6	Lemons	EUREKA							3,200			4,800					<b>8,000</b>
			LEMON					1,600										<b>1,600</b>
		<b>Weekly Total</b>								<b>1,600</b>	<b>3,200</b>			<b>4,800</b>				
	7	Lemons	EUREKA							3,200			1,600					<b>4,800</b>
			LEMON					1,600		3,200								<b>4,800</b>
		<b>Weekly Total</b>								<b>1,600</b>	<b>6,400</b>			<b>1,600</b>				
	8	Lemons	EUREKA				1,600			14,400				9,600				<b>25,600</b>
			GENOA									1,600						<b>1,600</b>
			LEMON							1,600								<b>1,600</b>
		<b>Weekly Total</b>						<b>1,600</b>		<b>16,000</b>		<b>1,600</b>	<b>9,600</b>					<b>28,800</b>
9	Lemons	EUREKA	3,200				3,200		19,200				20,800				<b>46,400</b>	
		LEMON											1,600				<b>1,600</b>	
	<b>Weekly Total</b>		<b>3,200</b>				<b>3,200</b>		<b>19,200</b>				<b>22,400</b>					<b>48,000</b>
10	Lemons	EUREKA	1,600	1,600			9,600		24,000		3,200		8,000				<b>48,000</b>	
		LEMON	1,600						6,400				6,400				<b>14,400</b>	
	<b>Weekly Total</b>		<b>3,200</b>	<b>1,600</b>			<b>9,600</b>		<b>30,400</b>		<b>3,200</b>		<b>14,400</b>					<b>62,400</b>
11	Lemons	EUREKA	3,200	1,600			4,800		12,880		1,600	1,600	6,400	1,600			<b>33,680</b>	
		LEMON							9,600			1,600	3,200				<b>14,400</b>	
	<b>Weekly Total</b>		<b>3,200</b>	<b>1,600</b>			<b>4,800</b>		<b>22,480</b>		<b>1,600</b>	<b>3,200</b>	<b>9,600</b>	<b>1,600</b>				<b>48,080</b>
12	Lemons	EUREKA	6,400				1,600		8,000				1,600				<b>17,600</b>	
		LEMON	1,600				1,600		1,600								<b>4,800</b>	
	<b>Weekly Total</b>		<b>8,000</b>				<b>3,200</b>		<b>9,600</b>				<b>1,600</b>					<b>22,400</b>
13	Lemons	EUREKA		3,200					33,680		1,600		35,262				<b>73,742</b>	
		LEMON	4,800				4,800		14,400				4,800				<b>28,800</b>	
	<b>Weekly Total</b>		<b>4,800</b>	<b>3,200</b>			<b>4,800</b>		<b>48,080</b>			<b>1,600</b>	<b>40,062</b>					<b>102,542</b>
14	Lemons	EUREKA	22,480				41,600	1,600	94,480		3,200		17,600				<b>180,960</b>	

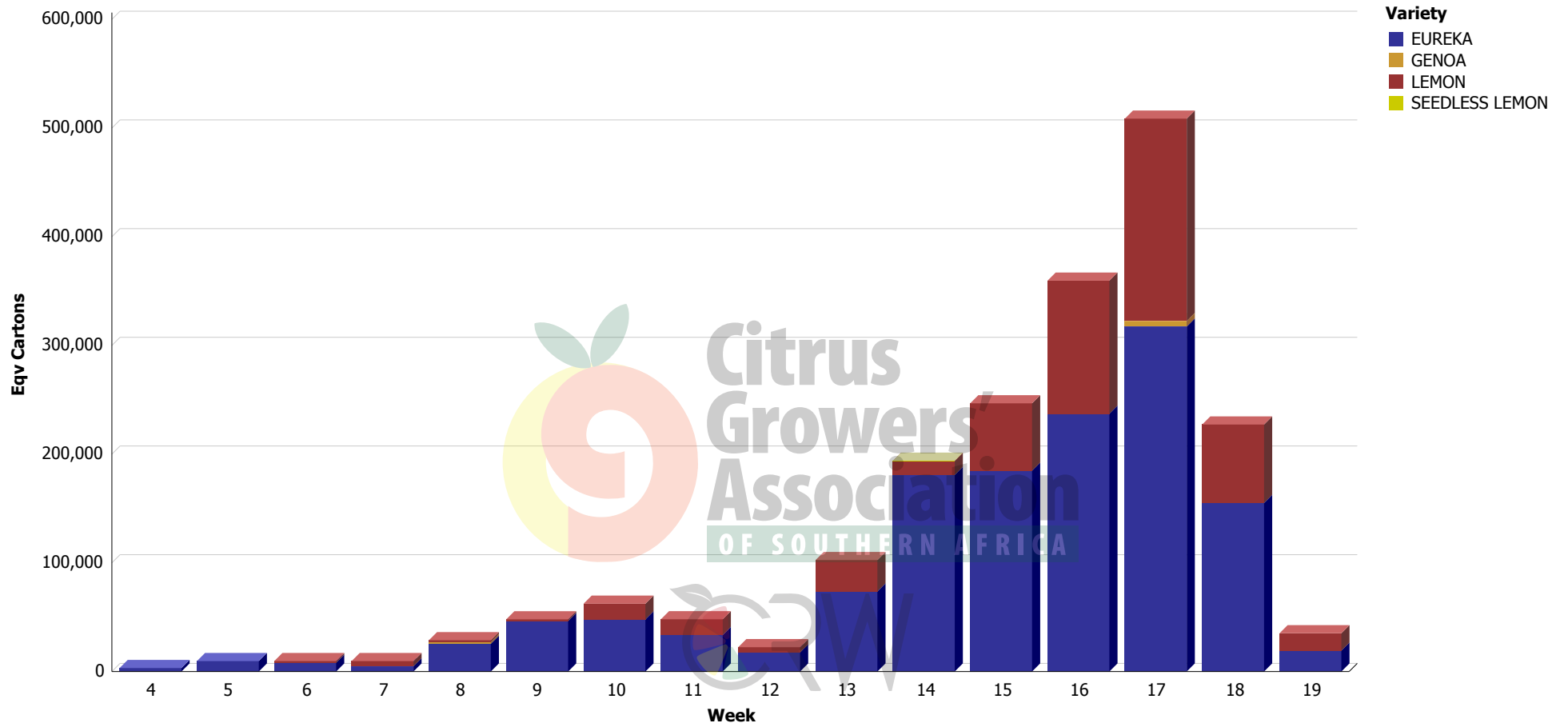


## Lemons Exported to All Markets: Current Season per Week, Variety and Destination

Eqv Ctns by Year, Week, Variety Group and Variety				Asia	Central Europe	Eastern Africa	Eastern Europe	Far East	Indian Ocean Island	Middle East	North America (Canada)	Northern Europe	Russia	Southern Europe	United Kingdom	Western Africa	Region Total	
2014	14	Lemons	LEMON					6,400		4,800			1,600				<b>12,800</b>	
			SEEDLESS LEMON										197					<b>197</b>
		<b>Weekly Total</b>			<b>22,480</b>				<b>48,000</b>	<b>1,600</b>	<b>99,280</b>	<b>3,200</b>	<b>197</b>	<b>19,200</b>				<b>193,957</b>
	15	Lemons	EUREKA	22,240			1,600	24,000	1,600	61,360			1,260	70,356		2,321		<b>184,738</b>
			LEMON	6,560				19,200		15,600	1,600			17,440		1,600		<b>62,000</b>
		<b>Weekly Total</b>			<b>28,800</b>			<b>1,600</b>	<b>43,200</b>	<b>1,600</b>	<b>76,960</b>	<b>1,600</b>	<b>1,260</b>	<b>87,796</b>		<b>3,921</b>		<b>246,738</b>
	16	Lemons	EUREKA	19,600			1,600	48,720		132,503		6,400	1,600	26,880				<b>237,303</b>
			LEMON	9,043	4,800			20,080		62,137	1,600	1,600		23,040				<b>122,300</b>
		<b>Weekly Total</b>			<b>28,643</b>	<b>4,800</b>		<b>1,600</b>	<b>68,800</b>		<b>194,640</b>	<b>8,000</b>	<b>3,200</b>	<b>49,920</b>				<b>359,603</b>
	17	Lemons	EUREKA	20,405	1,600	982	1,600	51,360	1,600	102,160		6,400	8,227	115,117	2,800	4,800	320	<b>317,371</b>
			GENOA											5,120				<b>5,120</b>
			LEMON	5,760	1,600			15,920		44,800		3,200		111,683		3,200		<b>186,163</b>
		<b>Weekly Total</b>			<b>26,165</b>	<b>3,200</b>	<b>982</b>	<b>1,600</b>	<b>67,280</b>	<b>1,600</b>	<b>146,960</b>	<b>9,600</b>	<b>8,227</b>	<b>231,920</b>	<b>2,800</b>	<b>8,000</b>	<b>320</b>	<b>508,654</b>
	18	Lemons	EUREKA	6,920			1,840	5,449	240	106,000	4,800	9,076	16,240	1,600	2,800	172		<b>155,136</b>
			LEMON	640	3,200		1,600	1,600	2,240	47,235	1,600	6,480	7,040		480			<b>72,115</b>
		<b>Weekly Total</b>			<b>7,560</b>	<b>3,200</b>		<b>3,440</b>	<b>7,049</b>	<b>2,480</b>	<b>153,235</b>	<b>6,400</b>	<b>15,556</b>	<b>23,280</b>	<b>1,600</b>	<b>3,280</b>	<b>172</b>	<b>227,251</b>
	19	Lemons	EUREKA	1,600				6,400		11,200								<b>19,200</b>
			LEMON	1,600						14,400								<b>16,000</b>
		<b>Weekly Total</b>			<b>3,200</b>				<b>6,400</b>		<b>25,600</b>							<b>35,200</b>
	<b>Total</b>				<b>139,248</b>	<b>17,600</b>	<b>982</b>	<b>8,240</b>	<b>267,929</b>	<b>12,080</b>	<b>858,435</b>	<b>30,400</b>	<b>38,040</b>	<b>517,778</b>	<b>6,000</b>	<b>15,201</b>	<b>3,692</b>	<b>1,915,626</b>

08 May 2014 4:26:20 PM

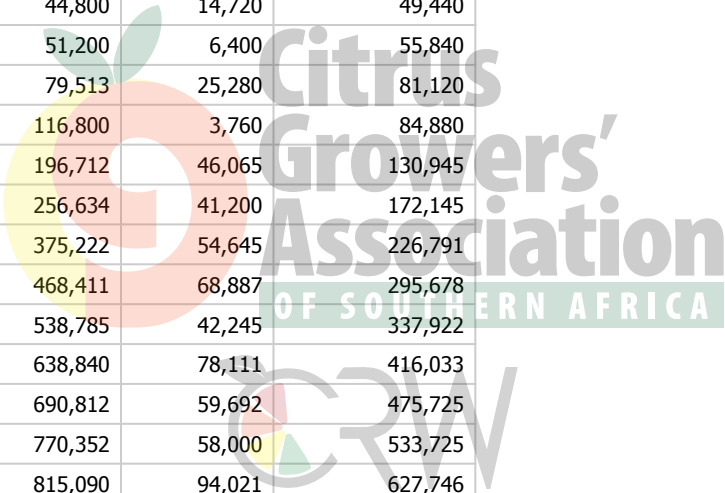
# Lemons Exported to All Markets: Current Season per Week and Variety



08 May 2014 4:26:20 PM

## Lemons Exported to Northern Europe: Current Season vs Previous Season

Week	2014		2013		2012	
	Cur Eqv Ctns	Cur Cum Eqv Ctns	Prev Eqv Ctns	Prev Cum Eqv Ctns	Prev Eqv Ctns	Prev Cum Eqv Ctns
8	1,600	1,600			1,600	1,600
10	3,200	4,800	3,200	3,200		
11	3,200	8,000	6,400	9,600		
12			8,000	17,600	6,400	8,000
13	1,600	9,600	12,800	30,400	1,840	9,840
14	197	9,797	9,600	40,000	24,880	34,720
15	1,260	11,057	4,800	44,800	14,720	49,440
16	3,200	14,257	6,400	51,200	6,400	55,840
17	8,227	22,484	28,313	79,513	25,280	81,120
18	15,556	38,040	37,287	116,800	3,760	84,880
19			79,911	196,712	46,065	130,945
20			59,922	256,634	41,200	172,145
21			118,588	375,222	54,645	226,791
22			93,189	468,411	68,887	295,678
23			70,374	538,785	42,245	337,922
24			100,055	638,840	78,111	416,033
25			51,972	690,812	59,692	475,725
26			79,540	770,352	58,000	533,725
27			44,738	815,090	94,021	627,746
28			64,320	879,410	69,152	696,898
29			9,789	889,199	81,356	778,254
30			69,349	958,548	106,569	884,823
31			41,836	1,000,384	116,876	1,001,699
32			21,764	1,022,147	32,535	1,034,234
33			27,760	1,049,907	127,875	1,162,108
34			37,163	1,087,071	59,555	1,221,663
35			7,600	1,094,671	59,420	1,281,083
36			9,606	1,104,277	30,151	1,311,234
37			2,906	1,107,182	27,600	1,338,834


  
 Citrus  
 Growers'  
 Association  
 OF SOUTHERN AFRICA

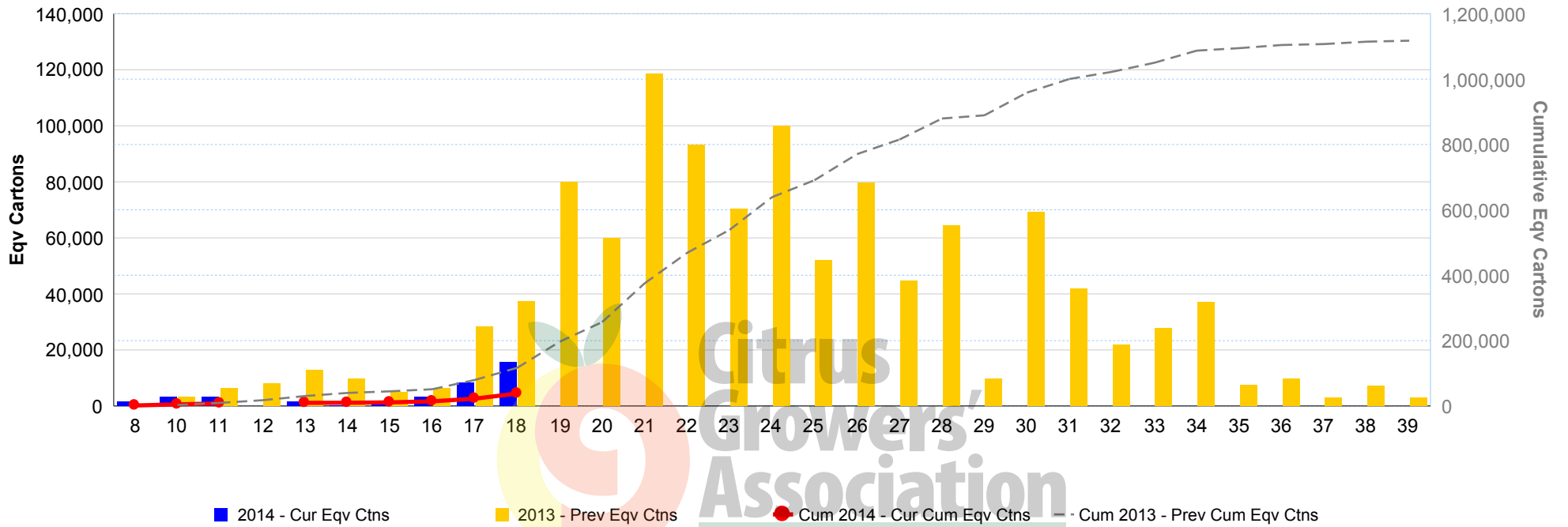
## Lemons Exported to Northern Europe: Current Season vs Previous Season

Week	2014		2013		2012	
	Cur Eqv Ctns	Cur Cum Eqv Ctns	Prev Eqv Ctns	Prev Cum Eqv Ctns	Prev Eqv Ctns	Prev Cum Eqv Ctns
38			7,277	1,114,460	10,459	1,349,293
39			3,040	1,117,500	800	1,350,093

08 May 2014 4:26:20 PM



### Lemons Exported to Northern Europe: Current Season vs Previous Season



08 May 2014 4:26:20 PM






## Lemons Exported to the UK: Current Season vs Previous Season

Week	2014		2013		2012	
	Cur Eqv Ctns	Cur Cum Eqv Ctns	Prev Eqv Ctns	Prev Cum Eqv Ctns	Prev Eqv Ctns	Prev Cum Eqv Ctns
10			1,600	1,600		
12			1,600	3,200		
13			3,200	6,400		
14			4,800	11,200		
15	3,921	3,921			1,600	1,600
16			8,097	19,297	1,600	3,200
17	8,000	11,921	5,336	24,634	14,160	17,360
18	3,280	15,201	480	25,114	1,760	19,120
19			35,254	60,368	37,200	56,320
20			25,838	86,206	38,598	94,918
21			51,568	137,773	52,549	147,468
22			60,412	198,185	48,966	196,433
23			28,442	226,627	49,201	245,634
24			54,459	281,086	43,172	288,807
25			32,130	313,216	39,922	328,729
26			65,830	379,046	25,200	353,929
27			44,225	423,271	87,655	441,584
28			51,530	474,802	82,413	523,997
29			9,069	483,871	56,720	580,717
30			51,280	535,151	91,778	672,495
31			29,927	565,078	95,840	768,335
32			17,848	582,926	62,930	831,265
33			6,400	589,326	104,119	935,384
34			12,223	601,549	31,680	967,064
35			3,045	604,594	61,829	1,028,893
36			15,235	619,829	21,680	1,050,573
37			2,255	622,083	19,760	1,070,333
38			4,720	626,803	8,449	1,078,782
39			898	627,702	3,200	1,081,982

Citrus  
Growers'  
Association  
OF SOUTHERN AFRICA



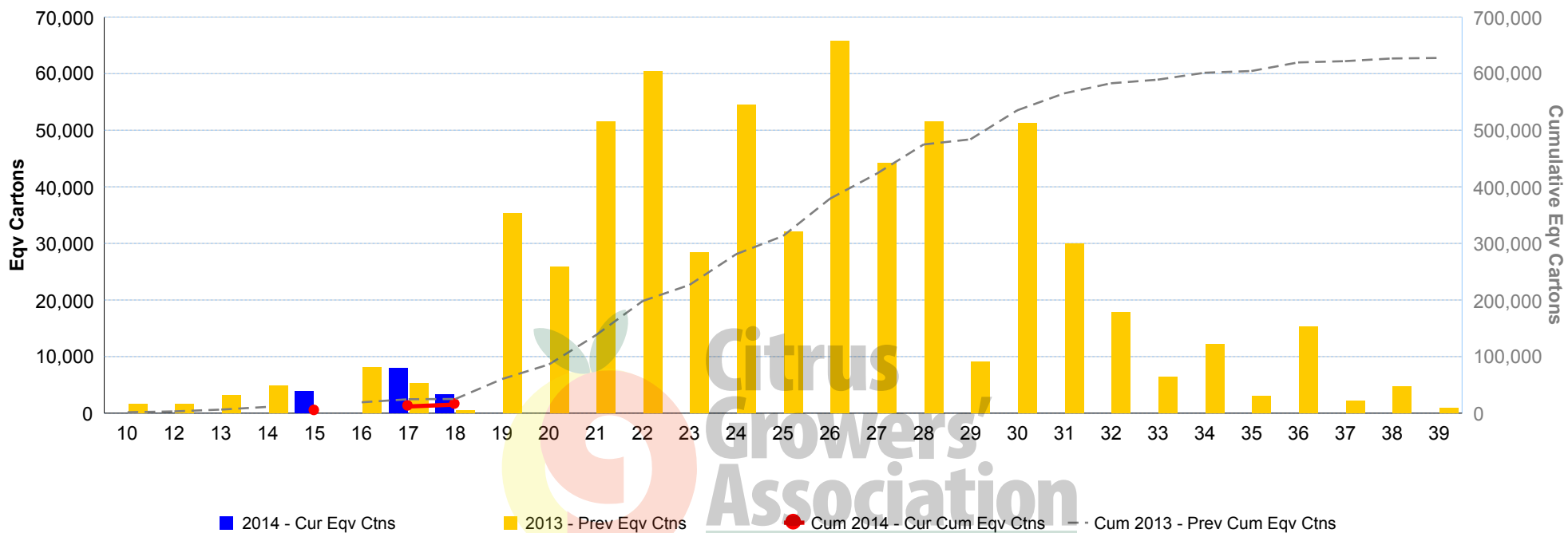
## Lemons Exported to the UK: Current Season vs Previous Season

Week	2014		2013		2012	
	Cur Eqv Ctns	Cur Cum Eqv Ctns	Prev Eqv Ctns	Prev Cum Eqv Ctns	Prev Eqv Ctns	Prev Cum Eqv Ctns
40					1,840	1,083,822

08 May 2014 4:26:20 PM



### Lemons Exported to the UK: Current Season vs Previous Season

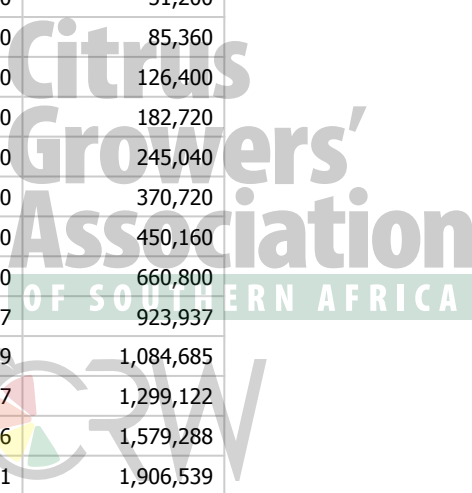


08 May 2014 4:26:20 PM



## Lemons Exported to the Middle East: Current Season vs Previous Season

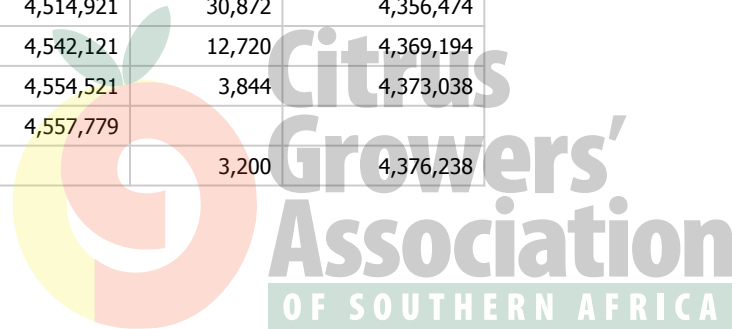
Week	2014		2013		2012	
	Cur Eqv Ctns	Cur Cum Eqv Ctns	Prev Eqv Ctns	Prev Cum Eqv Ctns	Prev Eqv Ctns	Prev Cum Eqv Ctns
5	6,400	6,400				
6	3,200	9,600				
7	6,400	16,000				
8	16,000	32,000	3,920	3,920	11,200	11,200
9	19,200	51,200	9,200	13,120	11,200	22,400
10	30,400	81,600	25,680	38,800	14,400	36,800
11	22,480	104,080	51,200	90,000	14,400	51,200
12	9,600	113,680	46,880	136,880	34,160	85,360
13	48,080	161,760	25,600	162,480	41,040	126,400
14	99,280	261,040	97,840	260,320	56,320	182,720
15	76,960	338,000	92,320	352,640	62,320	245,040
16	194,640	532,640	123,924	476,564	125,680	370,720
17	146,960	679,600	201,322	677,886	79,440	450,160
18	153,235	832,835	128,713	806,600	210,640	660,800
19	25,600	858,435	492,197	1,298,797	263,137	923,937
20			222,425	1,521,222	160,749	1,084,685
21			146,798	1,668,020	214,437	1,299,122
22			387,621	2,055,641	280,166	1,579,288
23			210,421	2,266,061	327,251	1,906,539
24			214,305	2,480,366	149,280	2,055,819
25			172,793	2,653,159	165,767	2,221,586
26			265,045	2,918,205	138,033	2,359,619
27			139,688	3,057,893	110,523	2,470,142
28			217,676	3,275,569	84,713	2,554,855
29			141,475	3,417,044	315,083	2,869,937
30			229,812	3,646,856	385,920	3,255,857
31			244,364	3,891,220	130,086	3,385,943
32			95,832	3,987,052	263,468	3,649,411
33			166,040	4,153,092	140,297	3,789,708



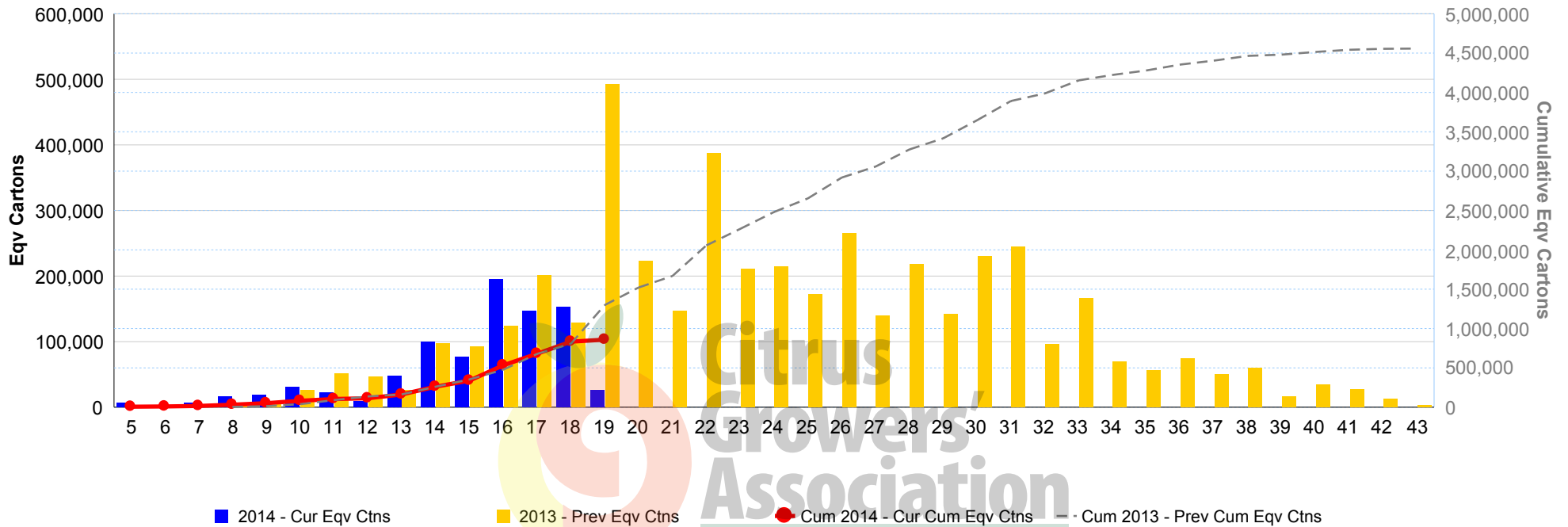
## Lemons Exported to the Middle East: Current Season vs Previous Season

Week	2014		2013		2012	
	Cur Eqv Ctns	Cur Cum Eqv Ctns	Prev Eqv Ctns	Prev Cum Eqv Ctns	Prev Eqv Ctns	Prev Cum Eqv Ctns
34			69,364	4,222,456	157,058	3,946,766
35			56,799	4,279,255	195,523	4,142,288
36			74,807	4,354,062	26,494	4,168,782
37			50,525	4,404,587	85,756	4,254,538
38			60,129	4,464,716	62,024	4,316,562
39			15,805	4,480,521	9,040	4,325,602
40			34,400	4,514,921	30,872	4,356,474
41			27,200	4,542,121	12,720	4,369,194
42			12,400	4,554,521	3,844	4,373,038
43			3,257	4,557,779		
46					3,200	4,376,238

08 May 2014 4:26:20 PM



## Lemons Exported to the Middle East: Current Season vs Previous Season





08 May 2014 4:26:20 PM



## Lemons Exported to the Far East: Current Season vs Previous Season

Week	2014		2013		2012	
	Cur Eqv Ctns	Cur Cum Eqv Ctns	Prev Eqv Ctns	Prev Cum Eqv Ctns	Prev Eqv Ctns	Prev Cum Eqv Ctns
8	1,600	1,600				
9	3,200	4,800				
10	9,600	14,400	1,600	1,600		
11	4,800	19,200	4,800	6,400	3,440	3,440
12	3,200	22,400	3,200	9,600	3,200	6,640
13	4,800	27,200	6,400	16,000	5,280	11,920
14	48,000	75,200	4,800	20,800	10,320	22,240
15	43,200	118,400	3,200	24,000	3,600	25,840
16	68,800	187,200	4,800	28,800	6,240	32,080
17	67,280	254,480	33,760	62,560	34,400	66,480
18	7,049	261,529	19,760	82,320	22,080	88,560
19	6,400	267,929	49,533	131,853	64,043	152,603
20			30,568	162,422	34,588	187,191
21			31,299	193,721	26,918	214,109
22			48,749	242,469	45,217	259,326
23			61,886	304,355	39,925	299,251
24			77,338	381,693	30,072	329,323
25			43,624	425,317	27,691	357,014
26			70,610	495,927	37,131	394,144
27			67,760	563,687	45,956	440,101
28			47,920	611,607	59,006	499,106
29			39,766	651,373	78,509	577,615
30			67,200	718,573	75,737	653,352
31			32,640	751,213	79,680	733,032
32			69,360	820,573	53,600	786,632
33			44,000	864,573	68,736	855,369
34			77,773	942,346	37,760	893,129
35			13,039	955,386	36,880	930,009
36			47,280	1,002,666	21,840	951,849



## Lemons Exported to the Far East: Current Season vs Previous Season

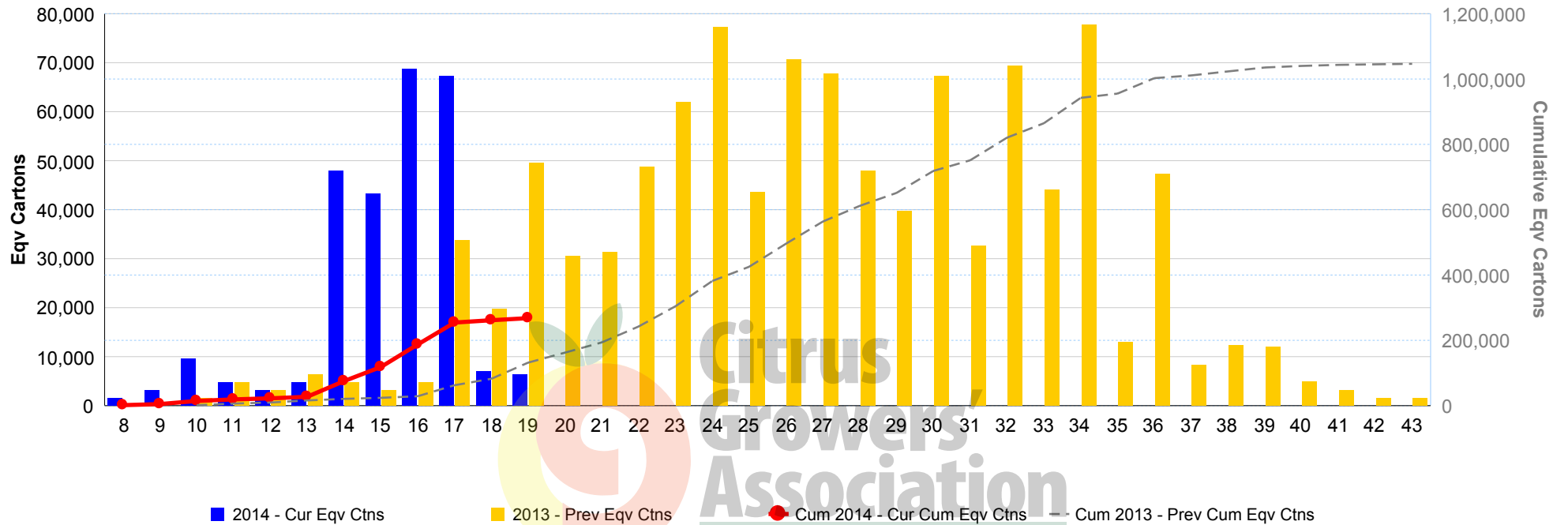
Week	2014		2013		2012	
	Cur Eqv Ctns	Cur Cum Eqv Ctns	Prev Eqv Ctns	Prev Cum Eqv Ctns	Prev Eqv Ctns	Prev Cum Eqv Ctns
37			8,320	1,010,986	13,040	964,889
38			12,320	1,023,306	6,400	971,289
39			12,000	1,035,306	6,400	977,689
40			4,880	1,040,186	3,200	980,889
41			3,200	1,043,386		
42			1,600	1,044,986		
43			1,600	1,046,586		

08 May 2014 4:26:20 PM

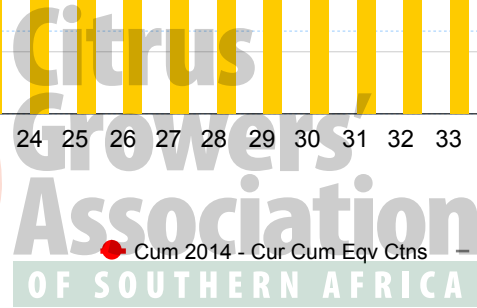




## Lemons Exported to the Far East: Current Season vs Previous Season

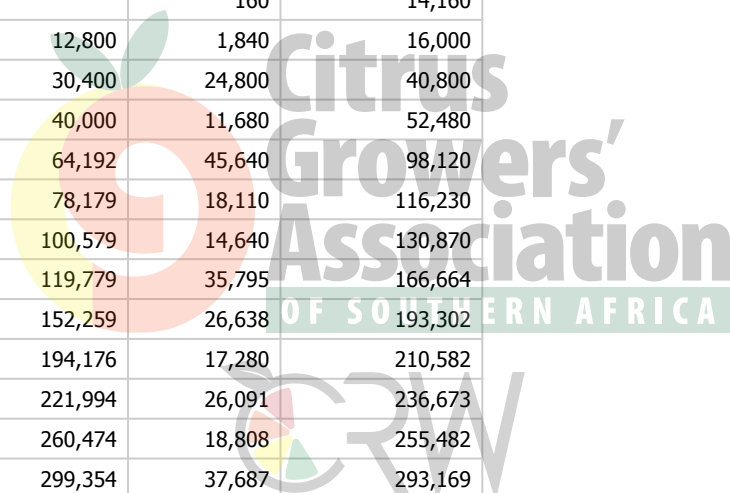


08 May 2014 4:26:20 PM



## Lemons Exported to Hong Kong: Current Season vs Previous Season

Week	2014		2013		2012	
	Cur Eqv Ctns	Cur Cum Eqv Ctns	Prev Eqv Ctns	Prev Cum Eqv Ctns	Prev Eqv Ctns	Prev Cum Eqv Ctns
8	1,600	1,600				
9	3,200	4,800				
10	8,000	12,800	1,600	1,600		
11	4,800	17,600	1,600	3,200	3,440	3,440
12	3,200	20,800	3,200	6,400		
13	3,200	24,000	1,600	8,000	5,280	8,720
14	28,800	52,800	3,200	11,200	5,280	14,000
15	40,000	92,800			160	14,160
16	57,520	150,320	1,600	12,800	1,840	16,000
17	55,520	205,840	17,600	30,400	24,800	40,800
18	6,400	212,240	9,600	40,000	11,680	52,480
19	4,800	217,040	24,192	64,192	45,640	98,120
20			13,987	78,179	18,110	116,230
21			22,400	100,579	14,640	130,870
22			19,200	119,779	35,795	166,664
23			32,480	152,259	26,638	193,302
24			41,917	194,176	17,280	210,582
25			27,818	221,994	26,091	236,673
26			38,480	260,474	18,808	255,482
27			38,880	299,354	37,687	293,169
28			28,080	327,434	54,926	348,094
29			28,800	356,234	66,992	415,086
30			33,360	389,594	58,643	473,729
31			17,600	407,194	67,360	541,089
32			35,760	442,954	45,280	586,369
33			24,320	467,274	48,400	634,769
34			56,960	524,234	29,200	663,969
35			8,000	532,234	28,640	692,609
36			10,320	542,554	20,240	712,849
37			1,600	544,154	9,840	722,689
38			6,400	550,554	6,400	729,089



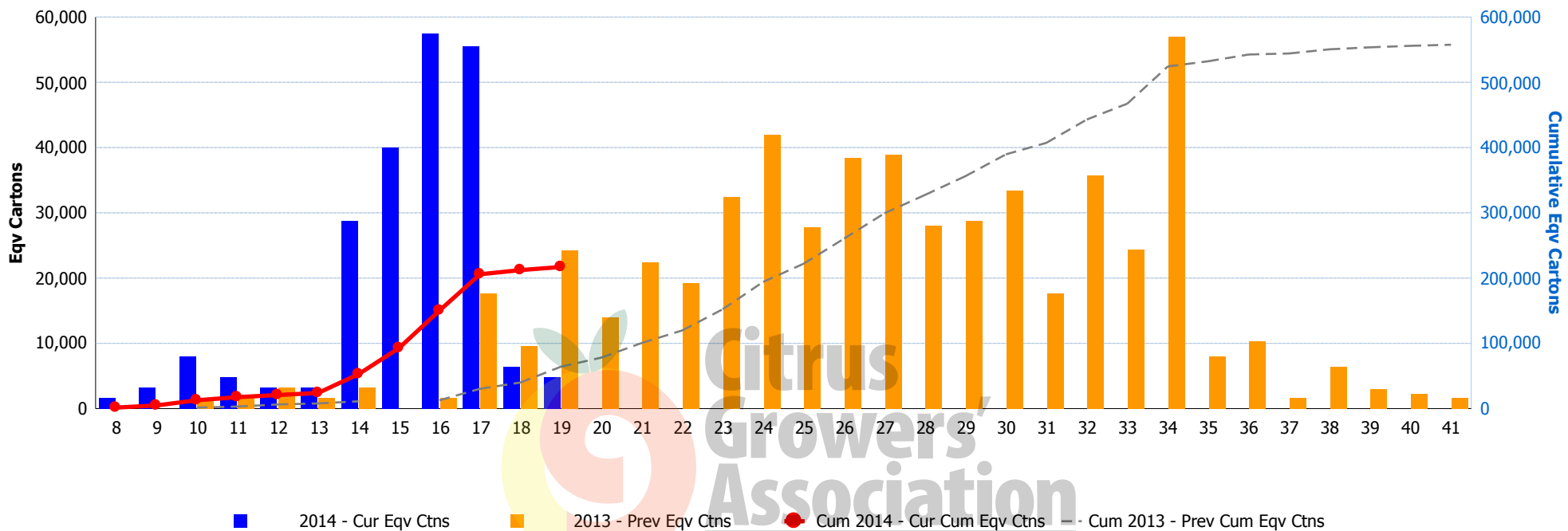
## Lemons Exported to Hong Kong: Current Season vs Previous Season

Week	2014		2013		2012	
	Cur Eqv Ctns	Cur Cum Eqv Ctns	Prev Eqv Ctns	Prev Cum Eqv Ctns	Prev Eqv Ctns	Prev Cum Eqv Ctns
39			3,040	553,594	3,200	732,289
40			2,320	555,914	1,600	733,889
41			1,600	557,514		

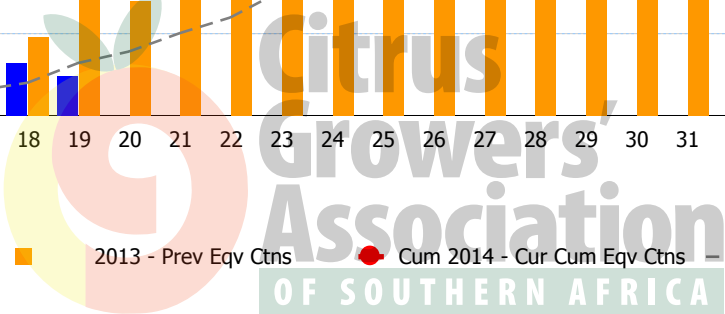
08 May 2014 4:26:20 PM



### Lemons Exported to Hong Kong: Current Season vs Previous Season



08 May 2014 4:26:20 PM



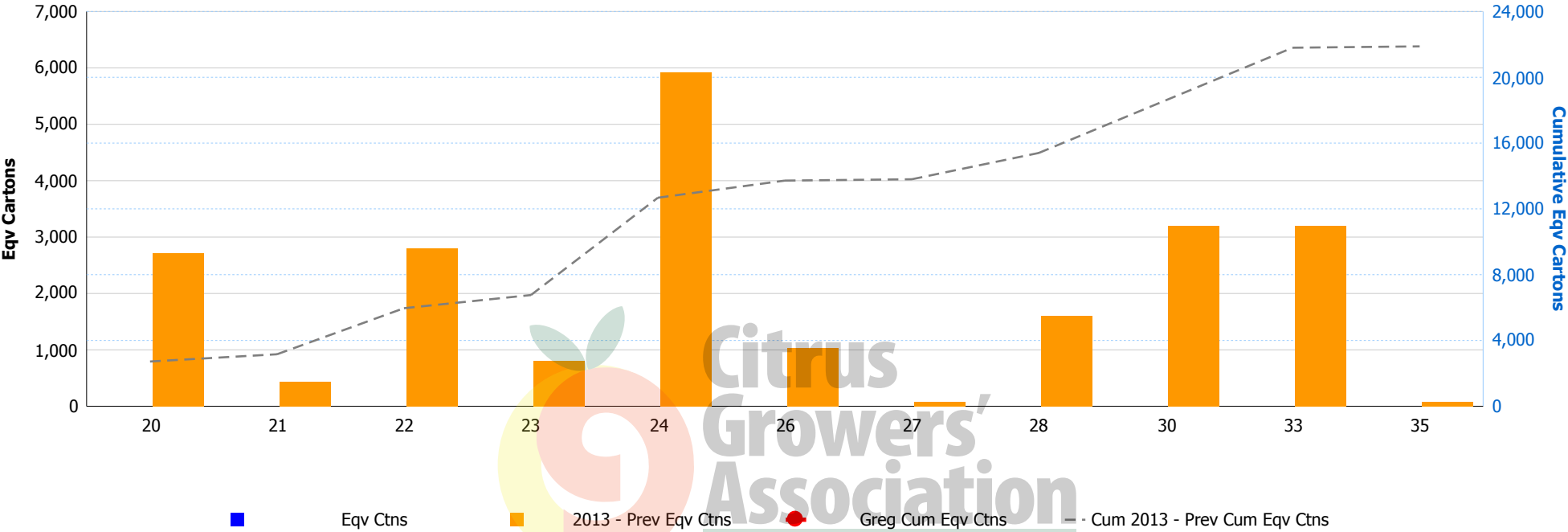
## Lemons Exported to Japan Current Season vs Previous Season

Week	2013		2012	
	Prev Eqv Ctns	Prev Cum Eqv Ctns	Prev Eqv Ctns	Prev Cum Eqv Ctns
18			800	800
19			3,360	4,160
20	2,720	2,720	4,000	8,160
21	440	3,160	2,000	10,160
22	2,800	5,960	3,200	13,360
23	800	6,760	3,600	16,960
24	5,920	12,680	1,600	18,560
26	1,040	13,720	6,800	25,360
27	80	13,800	2,240	27,600
28	1,600	15,400	1,680	29,280
29			3,200	32,480
30	3,200	18,600	2,250	34,730
31			3,200	37,930
32			800	38,730
33	3,200	21,800		
35	80	21,880		

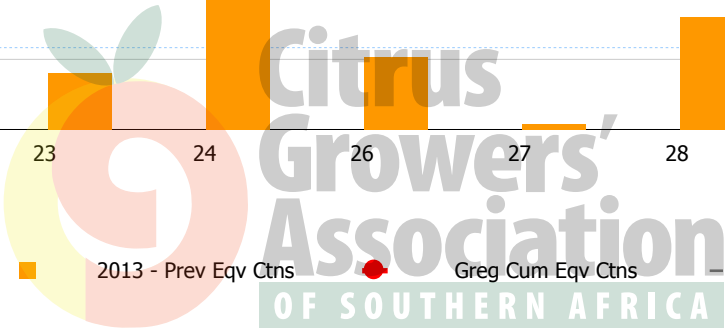
08 May 2014 4:26:20 PM



### Lemons Exported to Japan Current Season vs Previous Season



08 May 2014 4:26:20 PM



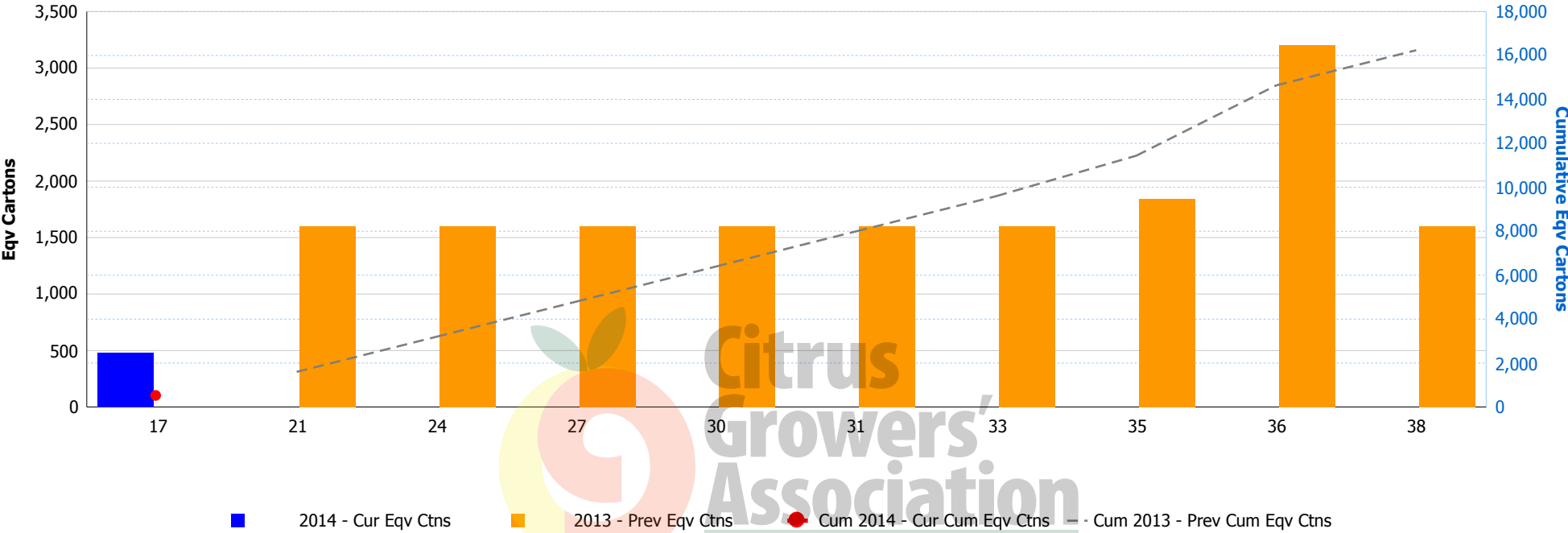
## Lemons Exported to China Current Season vs Previous Season

Week	2014		2013		2012	
	Cur Eqv Ctns	Cur Cum Eqv Ctns	Prev Eqv Ctns	Prev Cum Eqv Ctns	Prev Eqv Ctns	Prev Cum Eqv Ctns
12					3,200	3,200
17	478	478			1,600	4,800
21			1,600	1,600		
23					3,200	8,000
24			1,600	3,200	1,200	9,200
27			1,600	4,800		
30			1,600	6,400		
31			1,600	8,000		
33			1,600	9,600		
35			1,840	11,440		
36			3,200	14,640		
38			1,600	16,240		

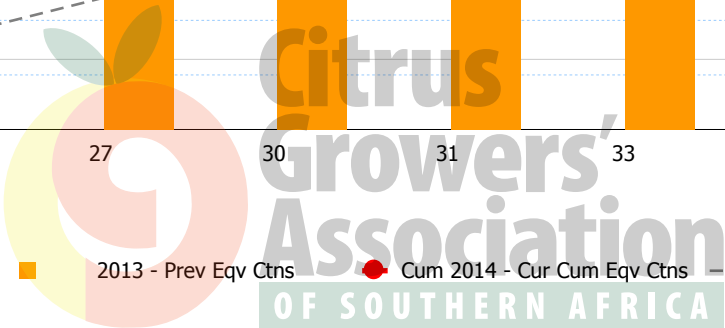
08 May 2014 4:26:20 PM



### Lemons Exported to China Current Season vs Previous Season



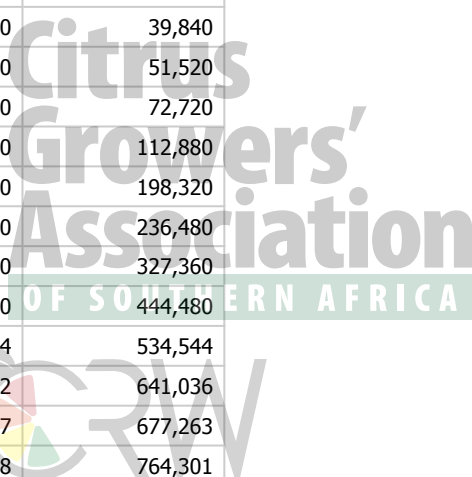
08 May 2014 4:26:20 PM





## Lemons Exported to Russia Current Season vs Previous Season

Week	2014		2013		2012	
	Cur Eqv Ctns	Cur Cum Eqv Ctns	Prev Eqv Ctns	Prev Cum Eqv Ctns	Prev Eqv Ctns	Prev Cum Eqv Ctns
5	1,600	1,600				
6	4,800	6,400				
7	1,600	8,000	1,600	1,600		
8	9,600	17,600				
9	22,400	40,000			3,200	3,200
10	14,400	54,400	9,600	11,200	3,200	6,400
11	9,600	64,000	25,600	36,800	8,000	14,400
12	1,600	65,600	46,400	83,200	19,920	34,320
13	40,062	105,662	64,080	147,280	5,520	39,840
14	19,200	124,862	8,000	155,280	11,680	51,520
15	87,796	212,658	44,904	200,184	21,200	72,720
16	49,920	262,578	55,760	255,944	40,160	112,880
17	231,920	494,498	130,161	386,104	85,440	198,320
18	23,280	517,778	122,640	508,744	38,160	236,480
19			251,136	759,880	90,880	327,360
20			137,680	897,560	117,120	444,480
21			113,600	1,011,160	90,064	534,544
22			66,129	1,077,289	106,492	641,036
23			131,413	1,208,702	36,227	677,263
24			40,959	1,249,662	87,038	764,301
25			69,239	1,318,900	74,800	839,101
26			43,280	1,362,180	33,921	873,022
27			67,223	1,429,403	39,680	912,702
28			64,000	1,493,403	33,680	946,382
29			65,600	1,559,003	33,468	979,850
30			35,680	1,594,683	73,120	1,052,970
31			100,348	1,695,031	13,600	1,066,570
32			85,280	1,780,311	68,744	1,135,315
33			33,040	1,813,351	28,880	1,164,195
34			31,204	1,844,555	26,560	1,190,755
35			47,419	1,891,974	65,600	1,256,355



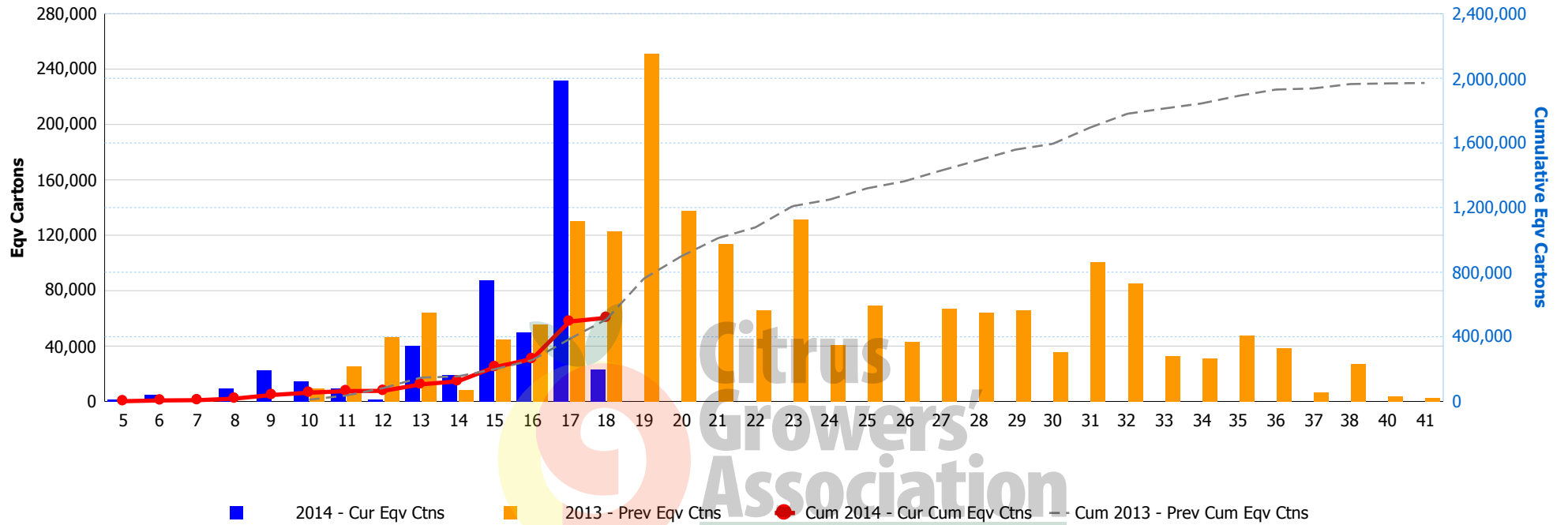
## Lemons Exported to Russia Current Season vs Previous Season

Week	2014		2013		2012	
	Cur Eqv Ctns	Cur Cum Eqv Ctns	Prev Eqv Ctns	Prev Cum Eqv Ctns	Prev Eqv Ctns	Prev Cum Eqv Ctns
36			38,560	1,930,534	12,400	1,268,755
37			6,778	1,937,312	17,840	1,286,595
38			27,280	1,964,592	22,240	1,308,835
39					3,200	1,312,035
40			3,920	1,968,512	5,120	1,317,155
41			2,720	1,971,232	3,760	1,320,915
42					160	1,321,075

08 May 2014 4:26:20 PM



## Lemons Exported to Russia Current Season vs Previous Season



08 May 2014 4:26:20 PM

