



Citrus Marketing Forum



02 May 2014

Contacts:

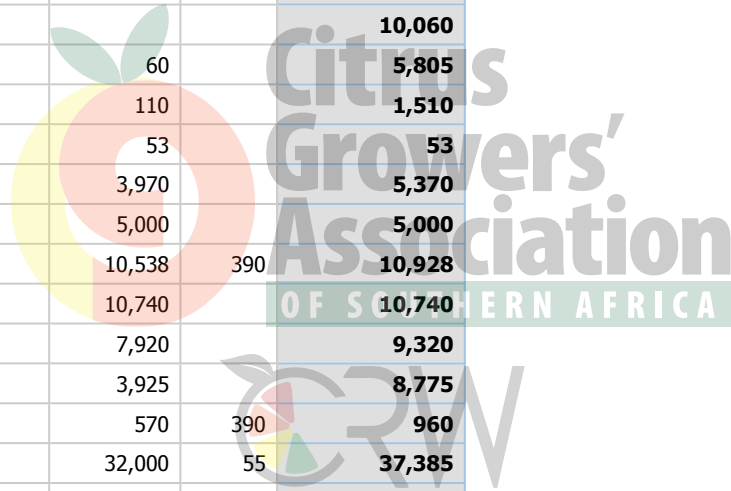
John Edmonds Tel: (031) 765-2514; E-mail: johne@cga.co.za
Gloria Smail Tel: (031) 765-2514; E-mail: gloria@cga.co.za

For Reference:

Product	Standard Carton Mass	# of Cartons per Pallet
Grapefruit	15 kg	56
Lemons	15 kg	70
Oranges	15 kg	70
Soft Citrus	15 kg	60

Grapefruit Passed for Export: Current Season per Size-Count

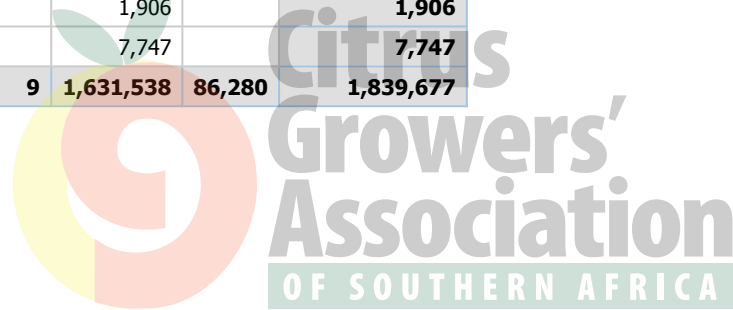
Size Count	POMPELMOES	RAY RUBY	ROSE	RUBY RED	STAR RUBY	MARSH	Total per Count
1					1,481		1,481
2					90		90
3					330		330
5					520		520
8	1,435						1,435
9	3,985						3,985
10	140						140
11	5,200				25		5,225
12	10,060						10,060
13	5,745				60		5,805
14	1,400				110		1,510
15					53		53
18	1,400				3,970		5,370
20					5,000		5,000
21					10,538	390	10,928
22					10,740		10,740
23	1,400				7,920		9,320
24	4,850				3,925		8,775
27					570	390	960
28	5,330				32,000	55	37,385
30					200		200
32	1,420				129,378	4,190	134,988
34					10		10
35			3,425		317,159	9,455	330,039
36					47		47
38					52		52
40		10	15,470		314,774	18,395	348,649
42				1	92		93
45			16,965	8	329,035	22,295	368,303
46					20		20
48					4,960		4,960



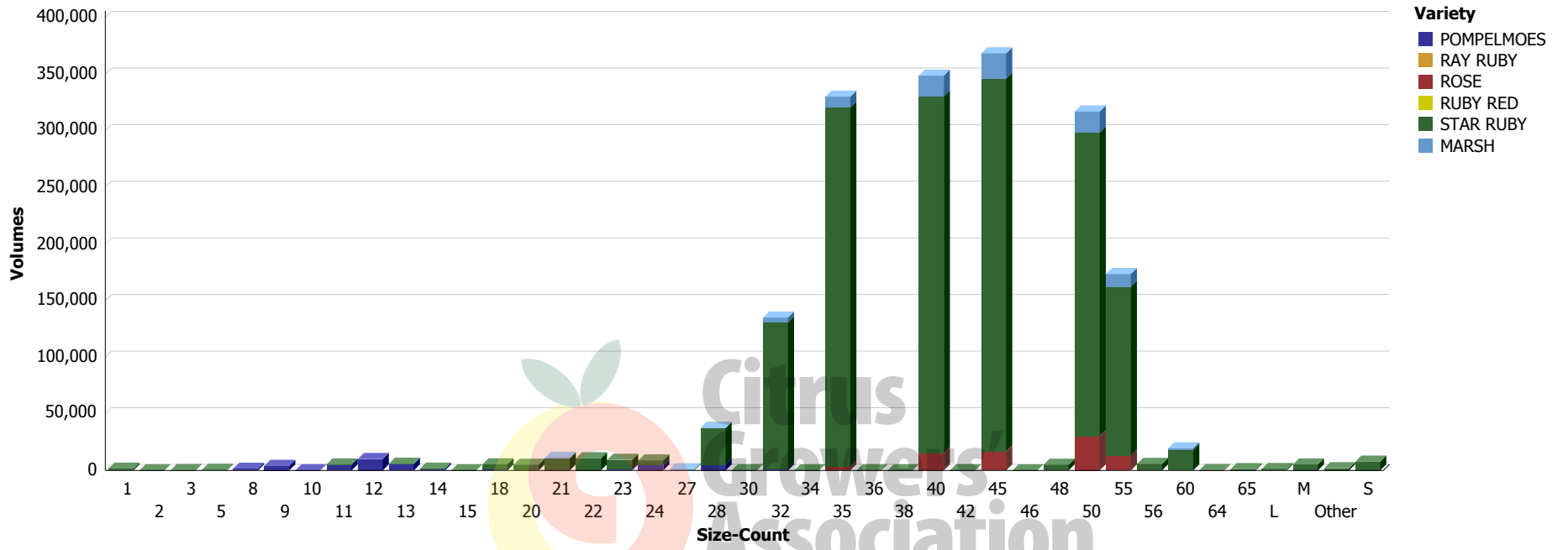
Grapefruit Passed for Export: Current Season per Size-Count

Size Count	POMPELMOES	RAY RUBY	ROSE	RUBY RED	STAR RUBY	MARSH	Total per Count
50			30,420		267,958	18,535	316,913
55			13,195		148,946	11,315	173,456
56					5,743		5,743
60					18,243	1,260	19,503
64					320		320
65					1,110		1,110
L					1,250		1,250
M					5,256		5,256
Other					1,906		1,906
S					7,747		7,747
Total	42,365	10	79,475	9	1,631,538	86,280	1,839,677

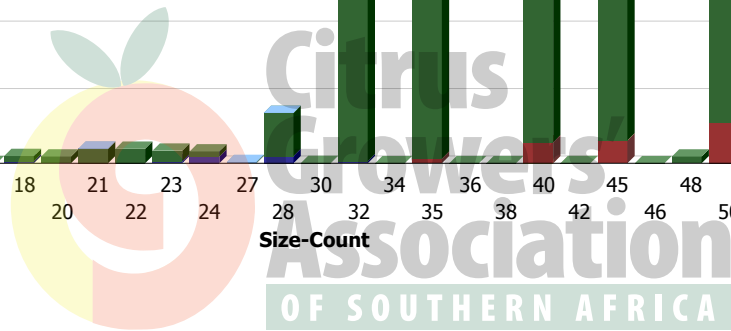
02 May 2014 4:25:43 PM



Grapefruit Passed for Export: Current Season per Size-Count



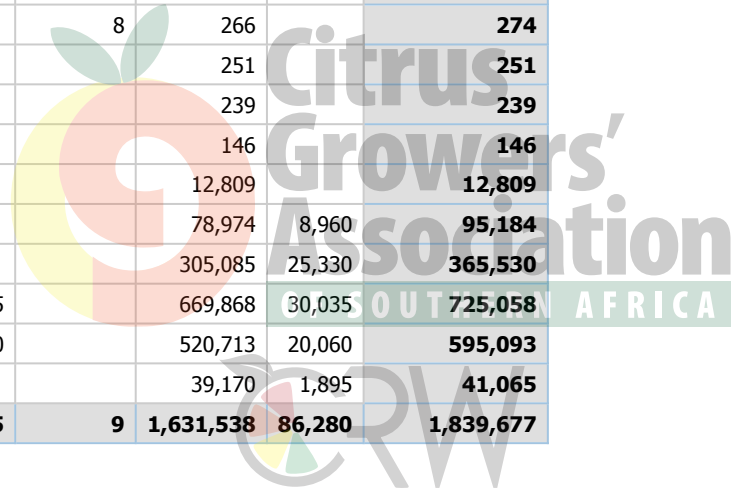
02 May 2014 4:25:43 PM



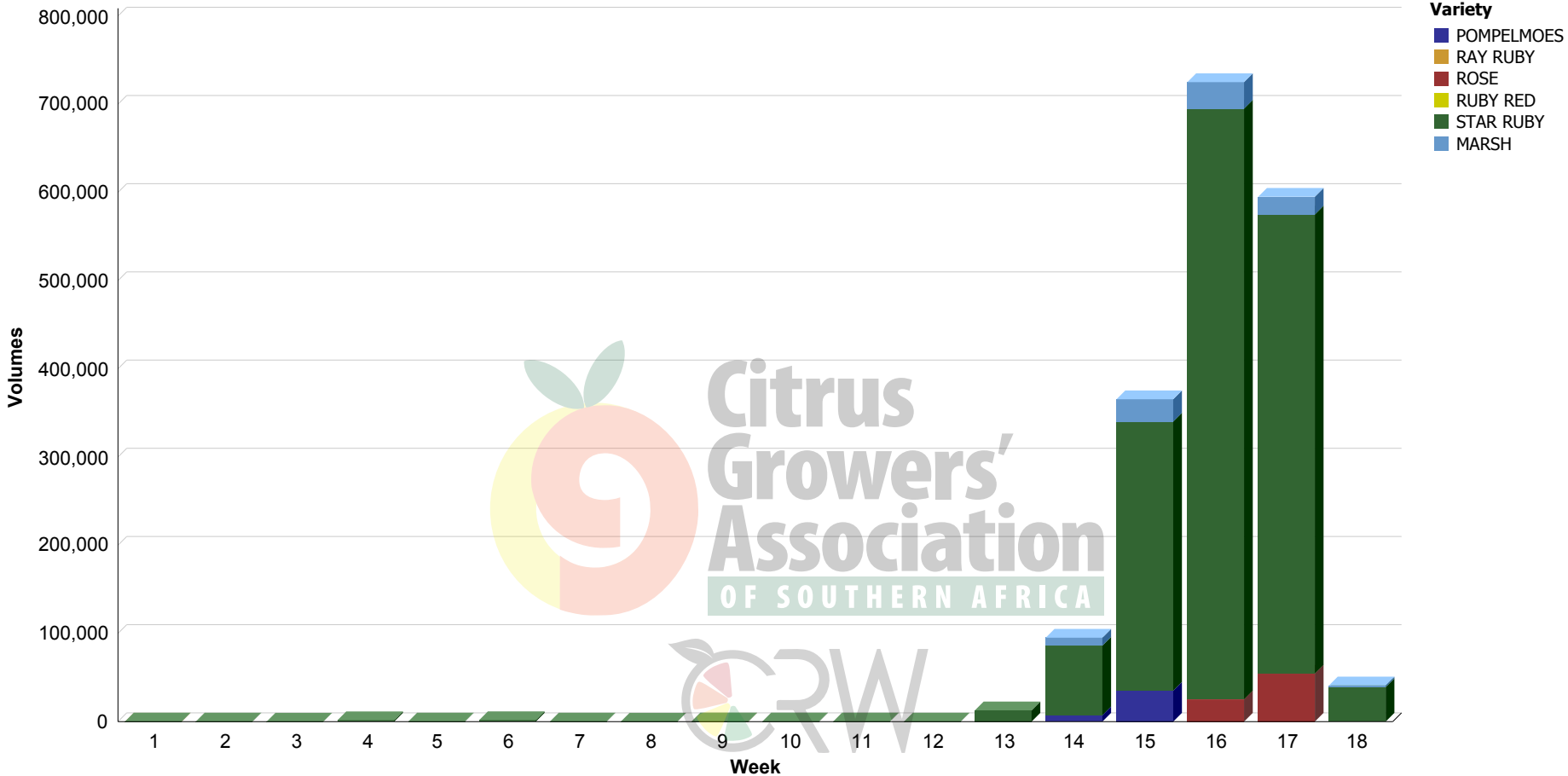
Grapefruit Passed for Export: Current Season per Variety

Volumes Per Week	POMPELMOES	RAY RUBY	ROSE	RUBY RED	STAR RUBY	MARSH	Total per Week
1		10		1	154		165
2					143		143
3					40		40
4					1,606		1,606
5					181		181
6					1,685		1,685
7					161		161
8					47		47
9				8	266		274
10					251		251
11					239		239
12					146		146
13					12,809		12,809
14	7,250				78,974	8,960	95,184
15	35,115				305,085	25,330	365,530
16			25,155		669,868	30,035	725,058
17			54,320		520,713	20,060	595,093
18					39,170	1,895	41,065
Total	42,365	10	79,475	9	1,631,538	86,280	1,839,677

02 May 2014 4:25:43 PM



Grapefruit Passed for Export: Current Season per Variety




02 May 2014 4:25:43 PM

Grapefruit Passed for Export: Current Season vs Previous Seasons per Variety

Last Three Seasons Year to Date

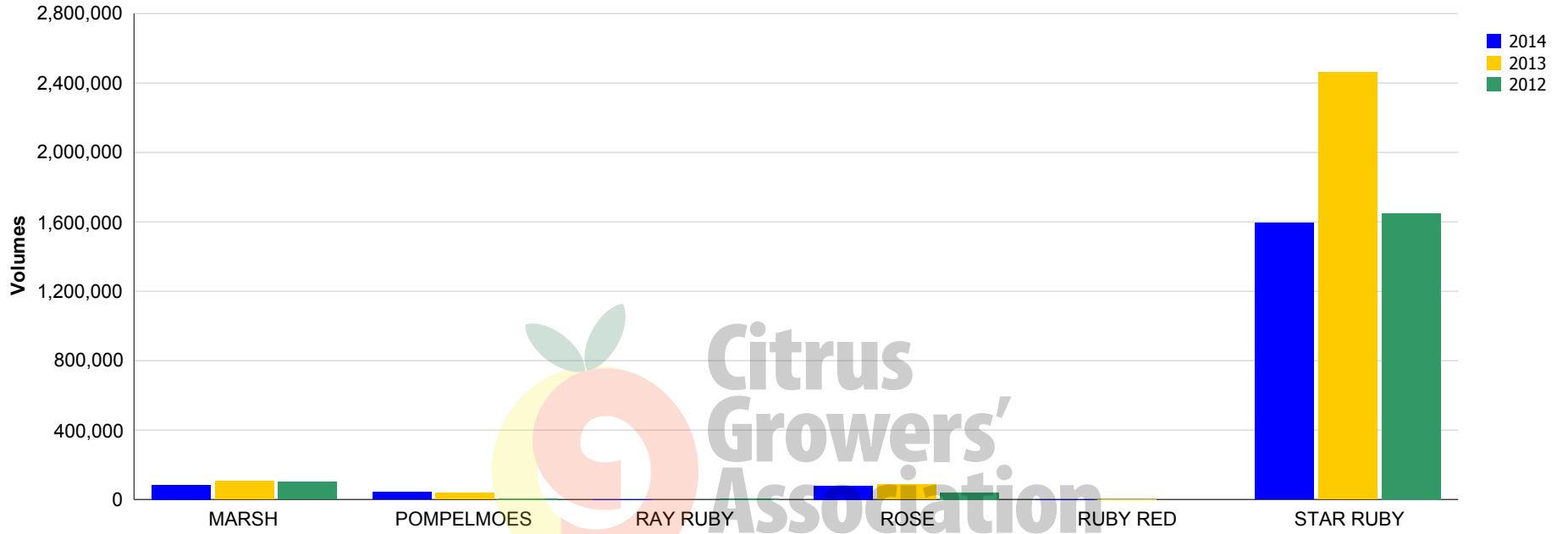
Volumes per Variety	2014	2013	2012
POMPELMOES	42,365	38,252	6,154
RAY RUBY	10		6,610
ROSE	79,475	86,030	39,160
RUBY RED	9	1	
SHADDOCK			
PINK POMMELO			
FLAME			
FLAME			
RIO RED			
STAR RUBY	1,592,368	2,460,269	1,648,501
TAHIHITI			
GRAPEFRUIT			
JACKSON			
MARSH	84,385	106,840	101,300
MELOGOLD			
OROBLANCO			
YTD Total	1,798,612	2,691,392	1,801,725



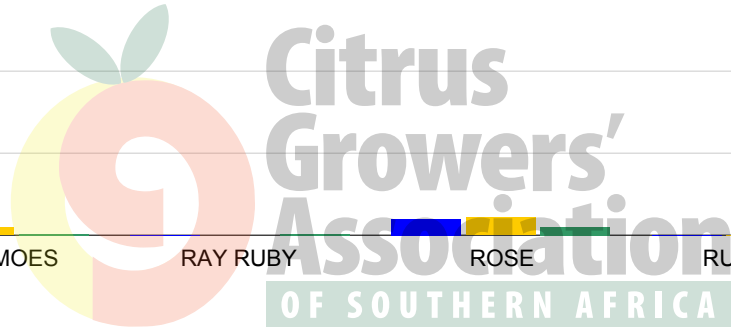
Figures are shown to the last full week. 02 May 2014 4:25:43 PM

Grapefruit Passed for Export: Current Season vs Previous Seasons per Variety

Last Three Seasons Year to Date

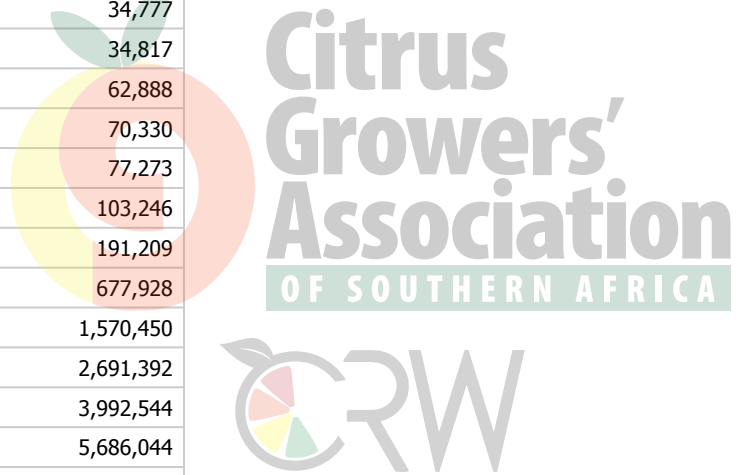


02 May 2014 4:25:43 PM



Grapefruit Passed for Export: Current Season vs Previous Season

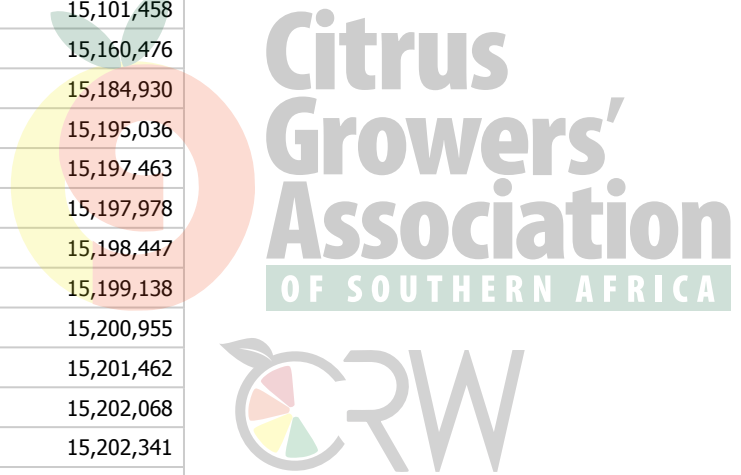
Week	2014		2013	
	Cur Volumes	Cur Cum Volumes	Prev Volumes	Prev Cum Volumes
1	165	165	2,132	2,132
2	143	308	6,978	9,110
3	40	348	26	9,136
4	1,606	1,954	11	9,147
5	181	2,135	32	9,179
6	1,685	3,820	25,496	34,675
7	161	3,981	55	34,730
8	47	4,028	47	34,777
9	274	4,302	40	34,817
10	251	4,553	28,071	62,888
11	239	4,792	7,442	70,330
12	146	4,938	6,943	77,273
13	12,809	17,747	25,973	103,246
14	95,184	112,931	87,963	191,209
15	365,530	478,461	486,719	677,928
16	725,058	1,203,519	892,522	1,570,450
17	595,093	1,798,612	1,120,942	2,691,392
18	41,065	1,839,677	1,301,152	3,992,544
19			1,693,500	5,686,044
20			1,565,844	7,251,888
21			1,604,097	8,855,985
22			1,141,026	9,997,011
23			997,197	10,994,208
24			817,734	11,811,942
25			651,733	12,463,675
26			484,914	12,948,589
27			246,326	13,194,915
28			391,358	13,586,273
29			254,345	13,840,618
30			199,432	14,040,050



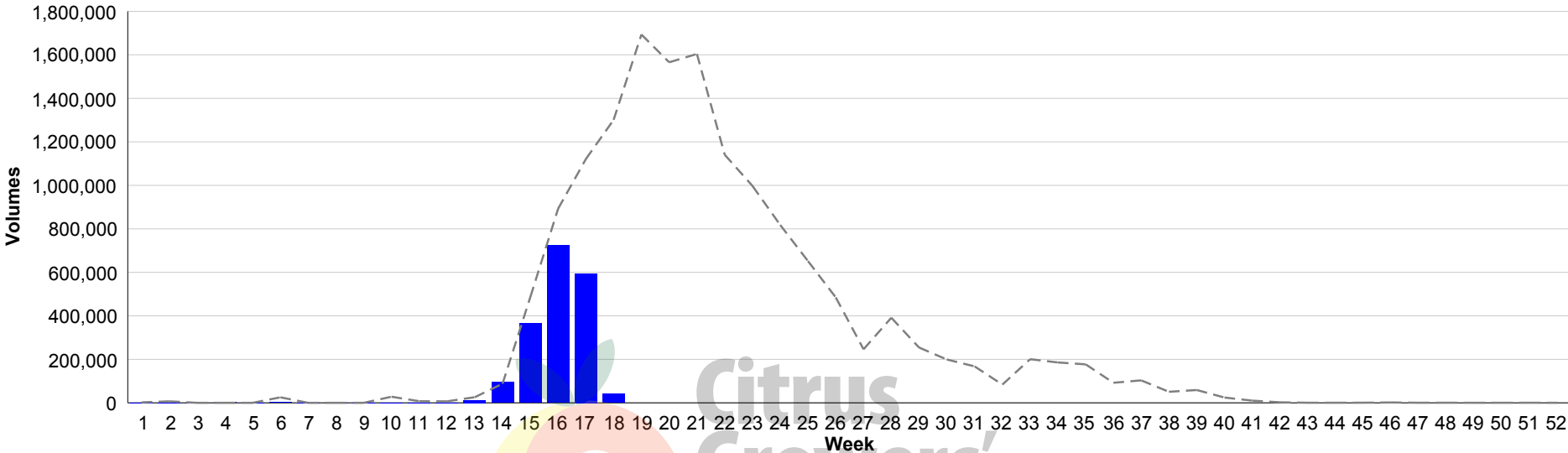
Grapefruit Passed for Export: Current Season vs Previous Season

Week	2014		2013	
	Cur Volumes	Cur Cum Volumes	Prev Volumes	Prev Cum Volumes
31			167,662	14,207,712
32			83,859	14,291,571
33			200,734	14,492,305
34			185,647	14,677,952
35			177,012	14,854,964
36			92,276	14,947,240
37			103,341	15,050,581
38			50,877	15,101,458
39			59,018	15,160,476
40			24,454	15,184,930
41			10,106	15,195,036
42			2,427	15,197,463
43			515	15,197,978
44			469	15,198,447
45			691	15,199,138
46			1,817	15,200,955
47			507	15,201,462
48			606	15,202,068
49			273	15,202,341
50			375	15,202,716
51			420	15,203,136
52			161	15,203,297


02 May 2014 4:25:43 PM



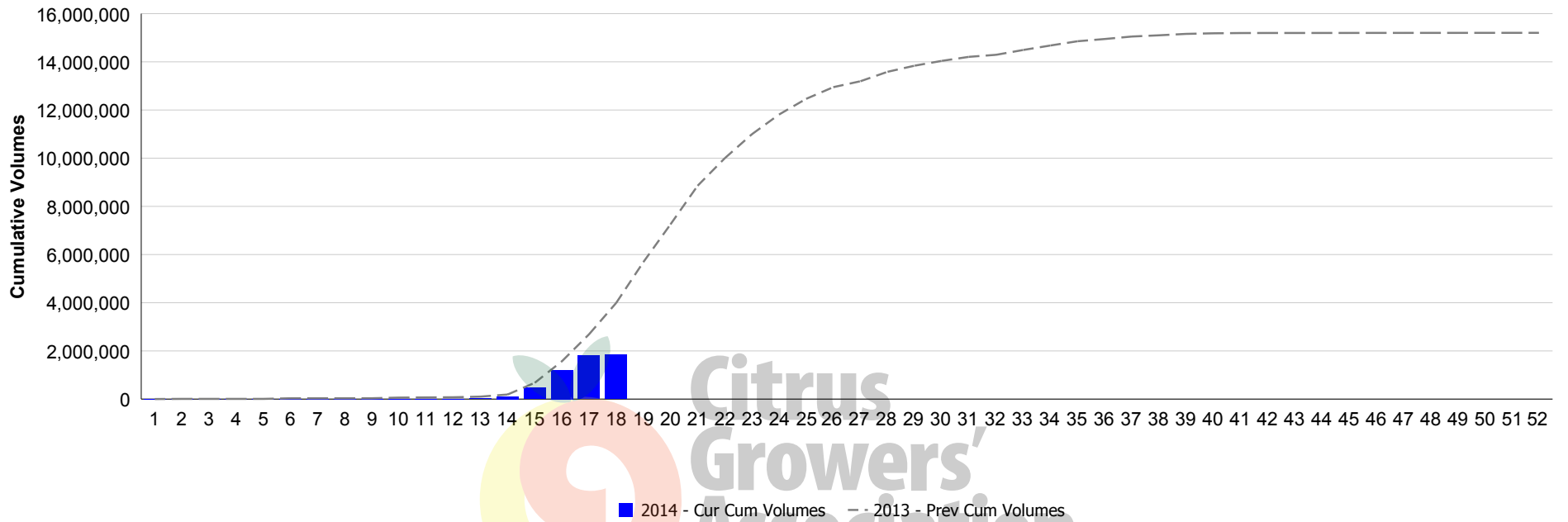
Grapefruit Passed for Export: Current Season vs Previous Season




02 May 2014 4:25:43 PM



Grapefruit Passed for Export: Current Season vs Previous Season - Cumulative Volume



02 May 2014 4:25:43 PM



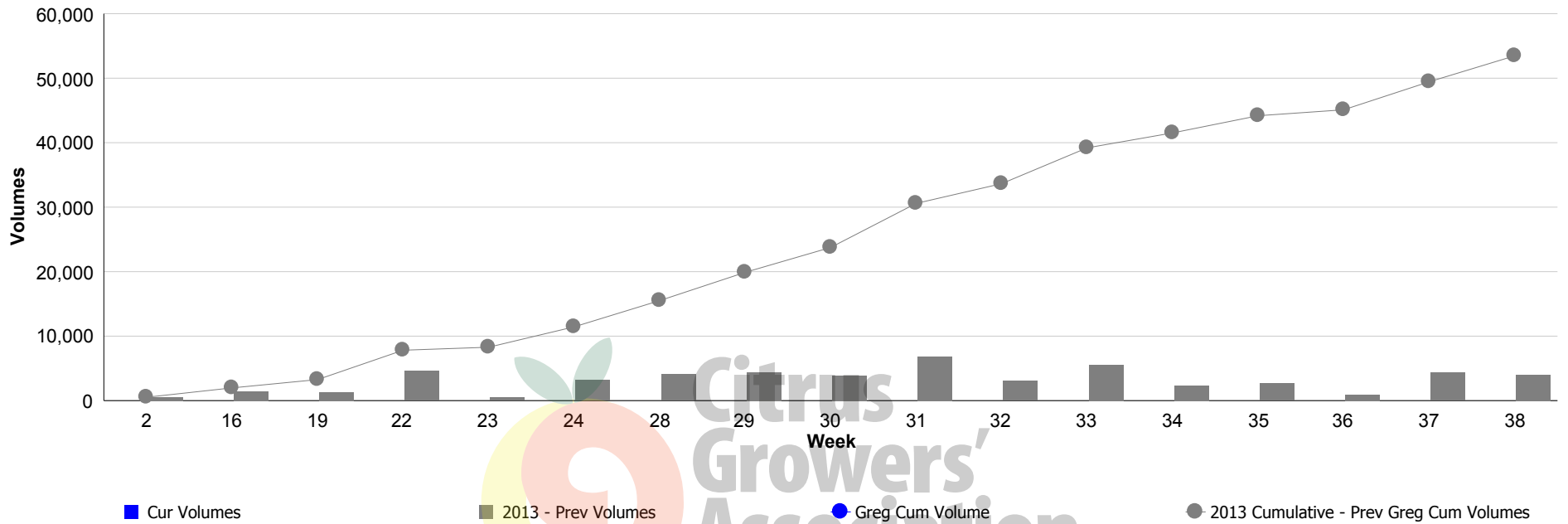
Grapefruit - Processing Purposes - Passed for Export: Current Season vs Previous Season

Week	2013	
	Prev Volumes	Prev Cum Volumes
2	528	528
16	1,447	1,975
19	1,290	3,265
22	4,556	7,821
23	462	8,283
24	3,161	11,444
28	4,068	15,512
29	4,383	19,895
30	3,859	23,754
31	6,828	30,582
32	3,064	33,646
33	5,552	39,198
34	2,319	41,517
35	2,664	44,181
36	920	45,101
37	4,341	49,442
38	4,026	53,468

02 May 2014 4:25:43 PM



Grapefruit - Processing Purposes - Passed for Export: Current Season vs Previous Season



02 May 2014 4:25:43 PM

