



Citrus Marketing Forum



02 May 2014

Contacts:

John Edmonds Tel: (031) 765-2514; E-mail: johne@cga.co.za
Gloria Smail Tel: (031) 765-2514; E-mail: gloria@cga.co.za

For Reference:

Product	Standard Carton Mass	# of Cartons per Pallet
Grapefruit	15 kg	56
Lemons	15 kg	70
Oranges	15 kg	70
Soft Citrus	15 kg	60

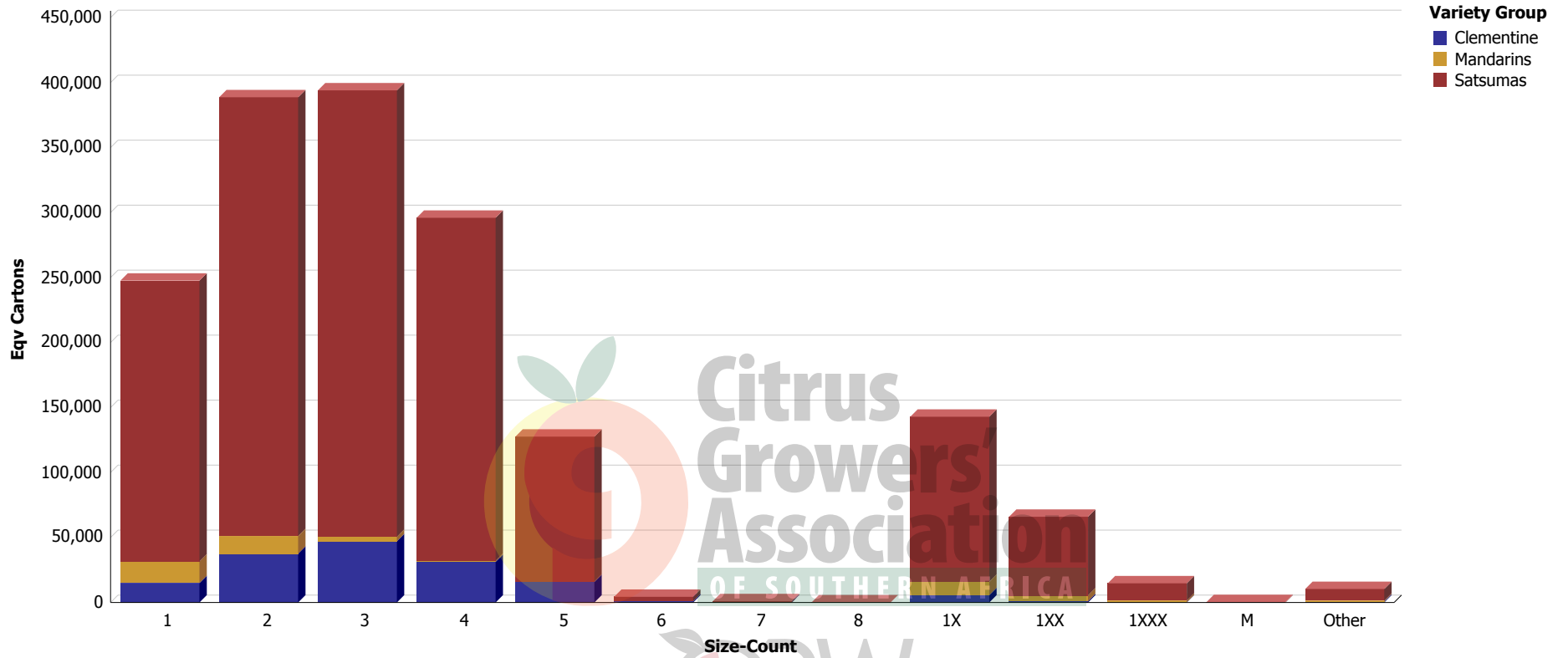
Soft Citrus Passed for Export: Current Season per Size-Count

Size Count	Clementine	Mandarins	Satsumas	Total per Count
1	14,969	16,530	216,117	247,617
2	37,622	13,527	337,539	388,688
3	47,133	3,418	343,448	393,999
4	31,325	763	263,881	295,969
5	15,951	80	111,568	127,599
6	942		3,422	4,364
7	90		910	1,000
8			65	65
1X	5,714	10,314	126,881	142,909
1XX	1,041	4,426	60,481	65,948
1XXX	125	1,371	13,266	14,762
M			325	325
Other	722	703	8,960	10,385
Total	155,635	51,131	1,486,863	1,693,630

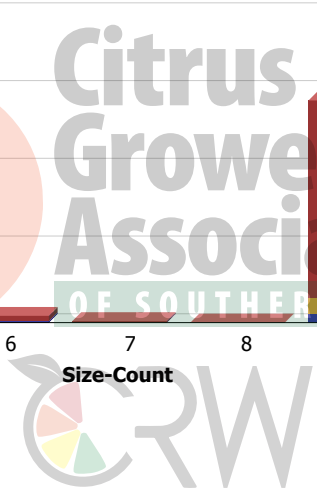
02 May 2014 4:25:49 PM



Soft Citrus Passed for Export: Current Season per Size-Count



02 May 2014 4:25:49 PM



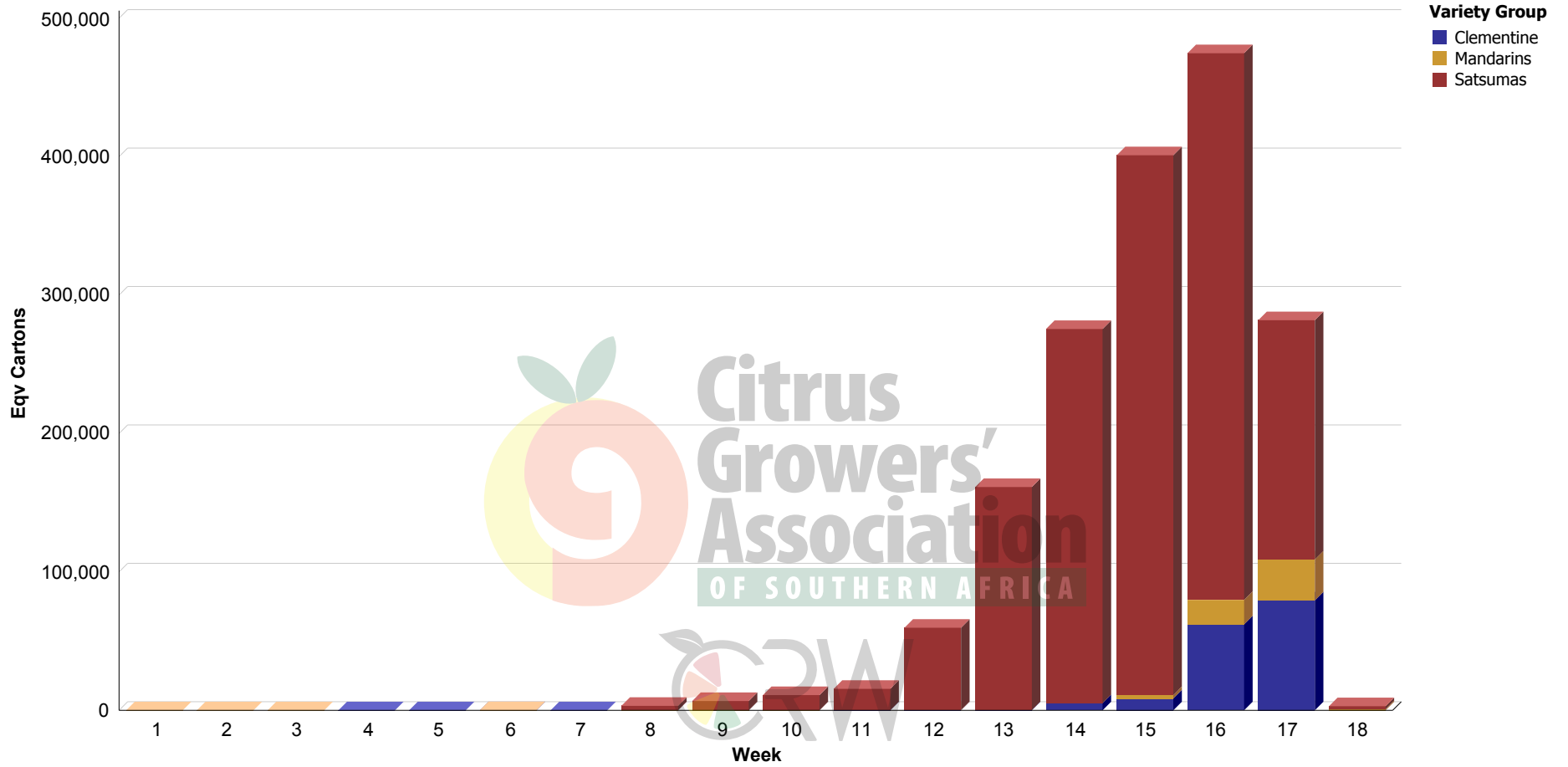
Soft Citrus Passed for Export: Current Season per Variety

Eqv Ctns per Week	Clementine	Mandarins	Satsumas	Total per Week
1		5		5
2		5		5
3		5		5
4	15			15
5	23			23
6	25	83		108
7	27			27
8	11	76	3,140	3,227
9	41	105	6,570	6,716
10	66	78	10,856	11,000
11	54		15,470	15,524
12	24	273	59,361	59,658
13	134		161,181	161,315
14	5,180		270,289	275,469
15	8,609	2,411	389,986	401,006
16	62,075	17,633	395,018	474,726
17	79,351	29,553	172,939	281,843
18		905	2,054	2,959
Total	155,635	51,131	1,486,863	1,693,630

02 May 2014 4:25:49 PM



Soft Citrus Passed for Export: Current Season per Variety



02 May 2014 4:25:49 PM

Soft Citrus Passed for Export: Current Season vs Previous Seasons per Variety

Last Three Seasons Year to Date

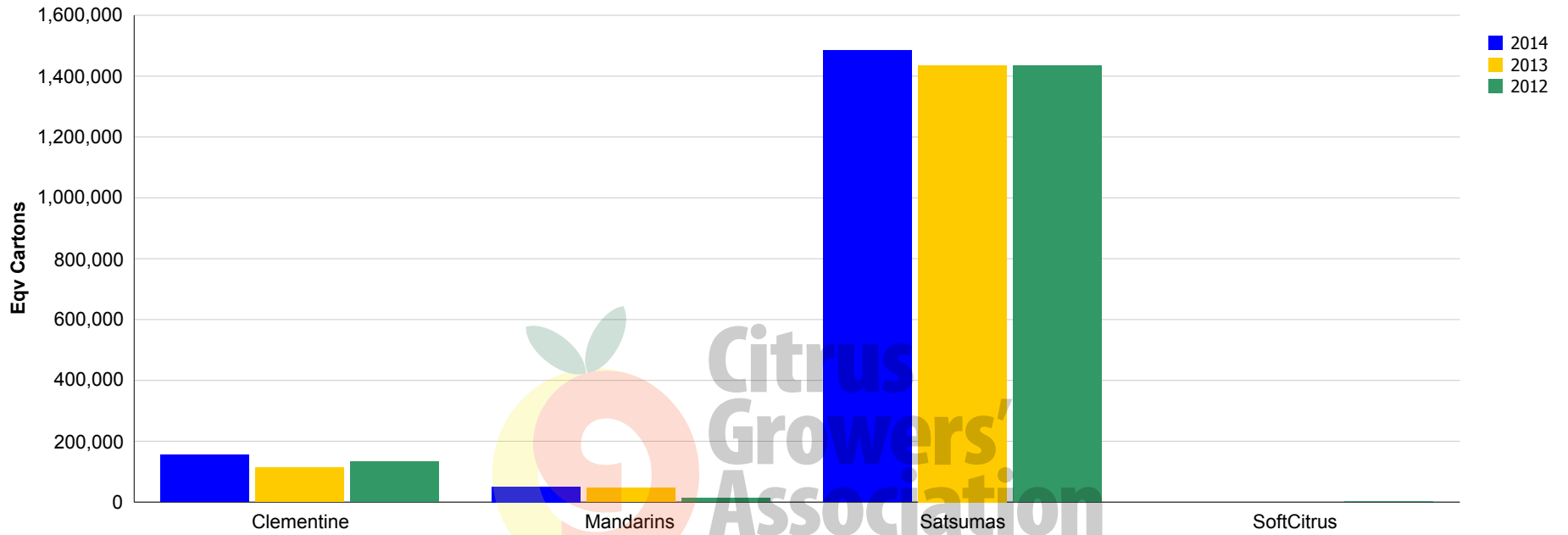
Eqv Ctns per Variety	2014	2013	2012
Clementine	155,635	112,715	133,667
Mandarins	50,227	47,106	12,923
Satsumas	1,484,809	1,436,115	1,434,398
SoftCitrus			1,950
YTD Total	1,690,671	1,595,936	1,582,938

Figures are shown to the last full week. 02 May 2014 4:25:49 PM

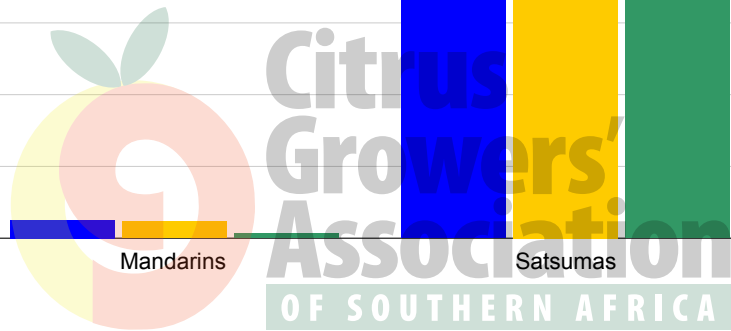


Soft Citrus Passed for Export: Current Season vs Previous Seasons per Variety

Last Three Seasons Year to Date

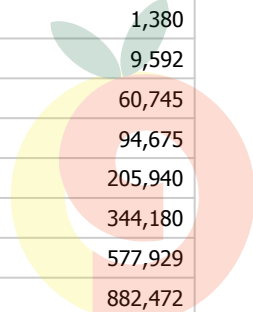


02 May 2014 4:25:49 PM



Soft Citrus Passed for Export: Current Season vs Previous Season

Week	2014		2013	
	Cur Eqv Ctns	Cur Cum Eqv Ctns	Prev Eqv Ctns	Prev Cum Eqv Ctns
1	5	5		
2	5	10		
3	5	15	15	15
4	15	30		
5	23	53		
6	108	161		
7	27	188		
8	3,227	3,415	1,365	1,380
9	6,716	10,131	8,212	9,592
10	11,000	21,131	51,153	60,745
11	15,524	36,655	33,930	94,675
12	59,658	96,313	111,265	205,940
13	161,315	257,627	138,240	344,180
14	275,469	533,097	233,748	577,929
15	401,006	934,102	304,543	882,472
16	474,726	1,408,828	382,457	1,264,929
17	281,843	1,690,671	331,008	1,595,936
18	2,959	1,693,630	370,463	1,966,400
19			385,102	2,351,502
20			459,062	2,810,564
21			561,452	3,372,016
22			549,077	3,921,093
23			500,690	4,421,783
24			503,017	4,924,800
25			408,609	5,333,409
26			227,742	5,561,151
27			190,312	5,751,463
28			226,854	5,978,317
29			218,141	6,196,458
30			265,979	6,462,437



Citrus
Growers'
Association

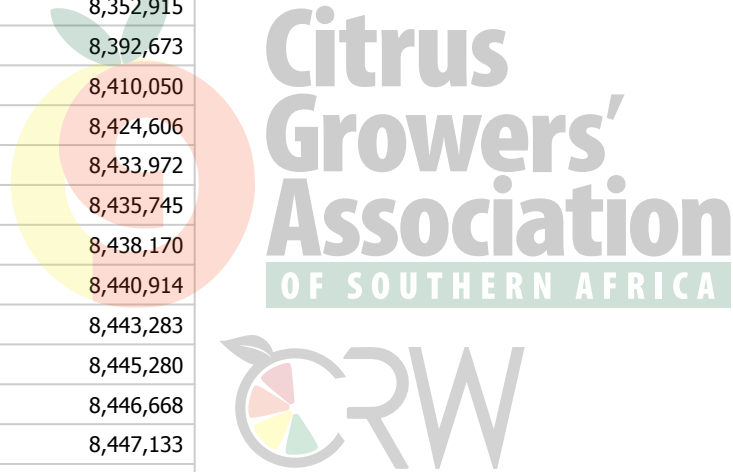
OF SOUTHERN AFRICA



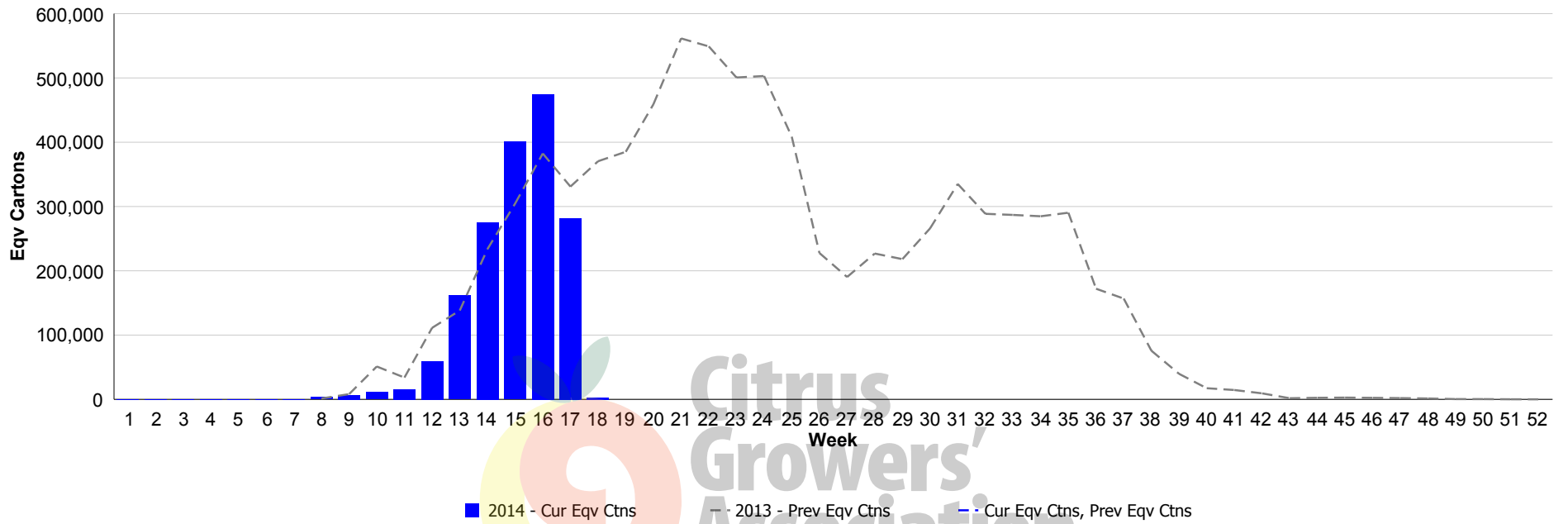
Soft Citrus Passed for Export: Current Season vs Previous Season

Week	2014		2013	
	Cur Eqv Ctns	Cur Cum Eqv Ctns	Prev Eqv Ctns	Prev Cum Eqv Ctns
31			335,067	6,797,503
32			288,648	7,086,151
33			286,937	7,373,088
34			284,852	7,657,939
35			290,368	7,948,307
36			172,112	8,120,419
37			156,822	8,277,242
38			75,673	8,352,915
39			39,759	8,392,673
40			17,377	8,410,050
41			14,556	8,424,606
42			9,366	8,433,972
43			1,773	8,435,745
44			2,425	8,438,170
45			2,745	8,440,914
46			2,368	8,443,283
47			1,997	8,445,280
48			1,388	8,446,668
49			466	8,447,133
50			434	8,447,567
51			135	8,447,702
52			100	8,447,802


02 May 2014 4:25:49 PM



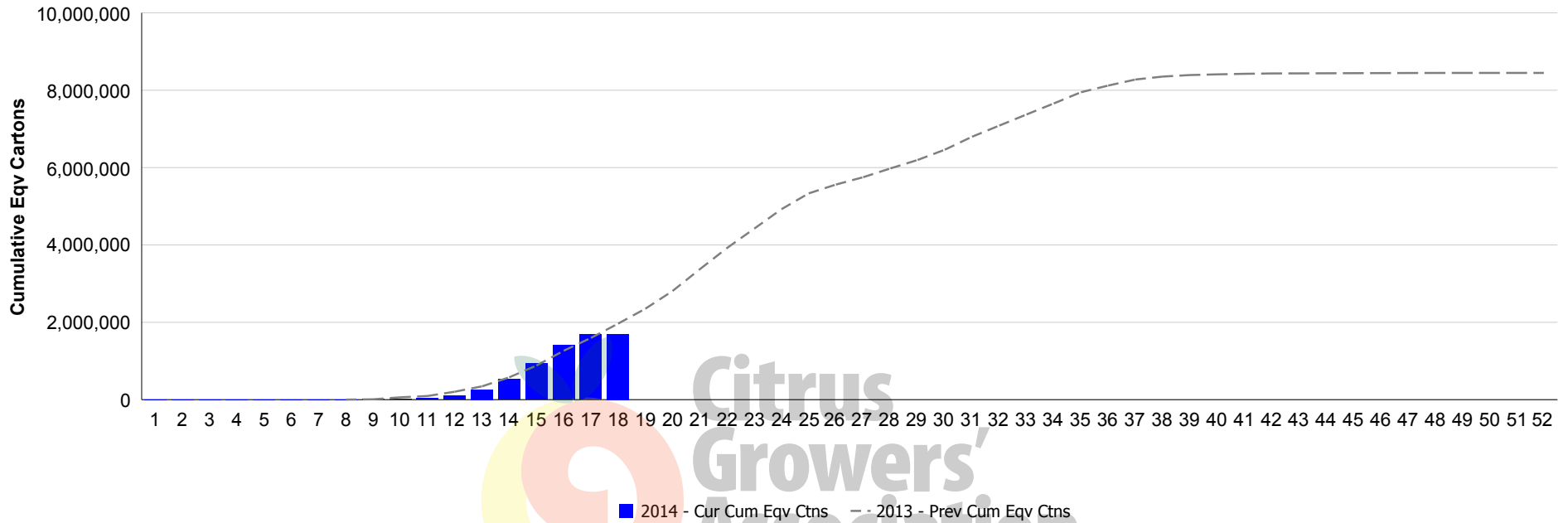
Soft Citrus Passed for Export: Current Season vs Previous Season



02 May 2014 4:25:49 PM



Soft Citrus Passed for Export: Current Season vs Previous Season - Cumulative Volume



02 May 2014 4:25:49 PM

