



Citrus Marketing Forum



16 Nov 2012

Contacts:

John Edmonds Tel: (031) 765-2514; E-mail: johne@cga.co.za
Gloria Smail Tel: (031) 765-2514; E-mail: gloria@cga.co.za

For Reference:

Product	Standard Carton Mass	# of Cartons per Pallet
Grapefruit	15 kg	70
Lemons	15 kg	80
Oranges - Navels	15 kg	70
Oranges - Valencias	15 kg	80
Soft Citrus	15 kg	70

Destination Region Layout

Reporting Region	Country
Africa	ALGERIA
	ANGOLA
	BENIN
	BOTSWANA
	BURUNDI
	CAMEROON
	CAPE VERDE
	CONGO (REPUBLIC OF)
	COTE D'IVOIRE
	DEMOCRATIC REP OF CONGO
	DJIBOUTI
	EGYPT
	EQUATORIAL GUINEA
	ETHIOPIA
	GABON
	GHANA
	KENYA
	LESOTHO
	LIBYAN ARAB JAMAHIRIYA
	MALAWI
	MAURITANIA
	MOROCCO
	MOZAMBIQUE
	NAMIBIA
	NIGERIA
	SAO TOME AND PRINCIPE
	SENEGAL
	SIERRA LEONE
	SOMALIA
	SOUTH AFRICA
ST HELENA	


Reporting Region	Country
Middle East	AZERBAIJAN
	BAHRAIN
	IRAN (ISLAMIC REPUBLIC OF)
	ISRAEL
	JORDAN
	KUWAIT
	LEBANON
	OMAN
	PAKISTAN
	QATAR
	SAUDI ARABIA
	SYRIAN ARAB REPUBLIC
	TURKEY
	UNITED ARAB EMIRATES
	YEMEN
	New Zealand
North America (Canada)	
	MEXICO
Northern Africa	EGYPT
	LIBYAN ARAB JAMAHIRIYA
	MOROCCO
	TUNISIA
Northern Europe	BELGIUM
	DENMARK
	FINLAND
	GERMANY
	NETHERLANDS
	NORWAY
Russia	RUSSIAN FEDERATION
South America	BRAZIL
	CHILE



Destination Region Layout

Reporting Region	Country
Africa	SUDAN
	SWAZILAND
	TOGO
	TUNISIA
	UGANDA
	UNITED REPUBLIC OF TANZANIA
	ZAMBIA
	ZIMBABWE
	Asia
CHINA	
HONG KONG	
INDIA	
INDONESIA	
JAPAN	
KOREA	
MALAYSIA	
PHILIPPINES	
REPUBLIC OF KOREA (SOUTH)	
SINGAPORE	
SRI LANKA	
TAIWAN	
THAILAND	
TONGA	
VIET NAM	
VIETNAM	
Atlantic Ocean Isle	
	FIJI
	ST HELENA
Australia	AUSTRALIA
Central Africa	ALGERIA
	BOTSWANA

Reporting Region	Country
South America	CUBA
	PARAGUAY
	PERU
	URUGUAY
	VENEZUELA
Southern Africa	LESOTHO
	MOZAMBIQUE
	SOUTH AFRICA
	SWAZILAND
	ZAMBIA
Southern Europe	ZIMBABWE
	CYPRUS
	GREECE
	ITALY
	MALTA
United Kingdom	PORTUGAL
	SPAIN
United States	IRELAND
	UNITED KINGDOM
Western Africa	PUERTO RICO
	UNITED STATES
	ANGOLA
	BENIN
	CONGO (REPUBLIC OF)
	COTE D'IVOIRE
	GABON
	GHANA
	MAURITANIA
	NAMIBIA
NIGERIA	
SENEGAL	



Destination Region Layout

Reporting Region	Country
Central Africa	BURUNDI
	CAMEROON
	DEMOCRATIC REP OF CONGO
	EQUATORIAL GUINEA
	MALAWI
	SAO TOME AND PRINCIPE
Central America	ARGENTINA
Central Europe	AUSTRIA
	CROATIA (local name Hrvatska)
	CZECH REPUBLIC
	ESTONIA
	GEORGIA
	LUXEMBOURG
	POLAND
	SLOVENIA
	SWEDEN
	SWITZERLAND
Central-America	CUBA
Eastern Africa	DJIBOUTI
	ETHIOPIA
	KENYA
	SOMALIA
	SUDAN
	UGANDA
	UNITED REPUBLIC OF TANZANIA
Eastern Europe	BULGARIA
	LATVIA
	LITHUANIA
	ROMANIA
European Union	UKRAINE
	AUSTRIA

Reporting Region	Country
Western Africa	SIERRA LEONE
	TOGO
Western Europe	FRANCE



Destination Region Layout

Reporting Region	Country
European Union	BELGIUM
	BULGARIA
	CROATIA (local name Hrvatska)
	CYPRUS
	CZECH REPUBLIC
	DENMARK
	ESTONIA
	FINLAND
	FRANCE
	GEORGIA
	GERMANY
	GREECE
	ITALY
	LATVIA
	LITHUANIA
	LUXEMBOURG
	MALTA
	NETHERLANDS
	NORWAY
	POLAND
	PORTUGAL
	ROMANIA
	SLOVENIA
	SPAIN
	SWEDEN
	SWITZERLAND
UKRAINE	
Far East	HONG KONG
	JAPAN
	SINGAPORE
	TAIWAN



Destination Region Layout

Reporting Region	Country
Indian Ocean Island	COMOROS
	MADAGASCAR
	MALDIVES
	MAURITIUS
	MAYOTTE
	REUNION
	SEYCHELLES
Indian Ocean islands	COMOROS
	MADAGASCAR
	MALDIVES
	MAURITIUS
	MAYOTTE
	REUNION
	SEYCHELLES
Middle East	AZERBAIJAN
	BAHRAIN
	IRAN (ISLAMIC REPUBLIC OF)
	ISRAEL
	JORDAN
	KUWAIT
	LEBANON
	OMAN
	PAKISTAN
	QATAR
	SAUDI ARABIA
	SYRIAN ARAB REPUBLIC
	TURKEY
	UNITED ARAB EMIRATES
	YEMEN
New Zealand	NEW ZEALAND
North America (Canada)	CANADA



Destination Region Layout

Reporting Region	Country
North America (Canada)	MEXICO
North-America	CANADA
	MEXICO
	UNITED STATES
Northern Africa	EGYPT
	LIBYAN ARAB JAMAHIRIYA
	MOROCCO
	TUNISIA
Northern Europe	BELGIUM
	DENMARK
	FINLAND
	GERMANY
	NETHERLANDS
	NORWAY
Oceania	AUSTRALIA
	FIJI
	NEW ZEALAND
	TONGA
Russia	RUSSIAN FEDERATION
Russian Federation	RUSSIAN FEDERATION
South America	BRAZIL
	CHILE
	CUBA
	PARAGUAY
	PERU
	URUGUAY
South-America	BRAZIL
	CHILE
	PARAGUAY
	PERU



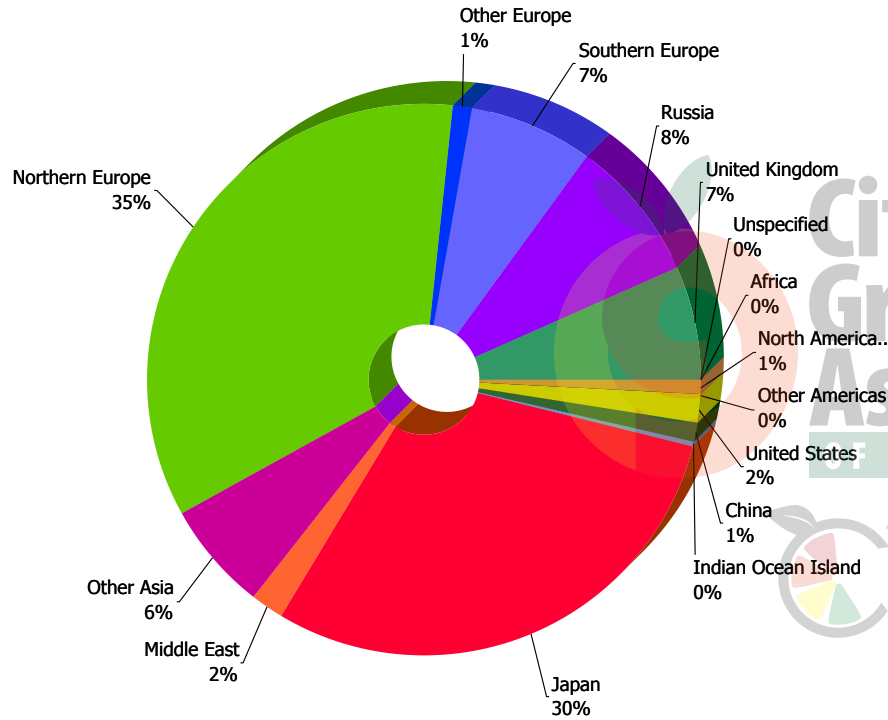
Destination Region Layout

Reporting Region	Country
South-America	URUGUAY
	VENEZUELA
Southern Africa	LESOTHO
	MOZAMBIQUE
	SOUTH AFRICA
	SWAZILAND
	ZAMBIA
	ZIMBABWE
Southern Europe	CYPRUS
	GREECE
	ITALY
	MALTA
	PORTUGAL
	SPAIN
United Kingdom	IRELAND
	UNITED KINGDOM
United States	PUERTO RICO
	UNITED STATES
Western Africa	ANGOLA
	BENIN
	CONGO (REPUBLIC OF)
	COTE D'IVOIRE
	GABON
	GHANA
	MAURITANIA
	NAMIBIA
	NIGERIA
	SENEGAL
	SIERRA LEONE
	TOGO
Western Europe	FRANCE

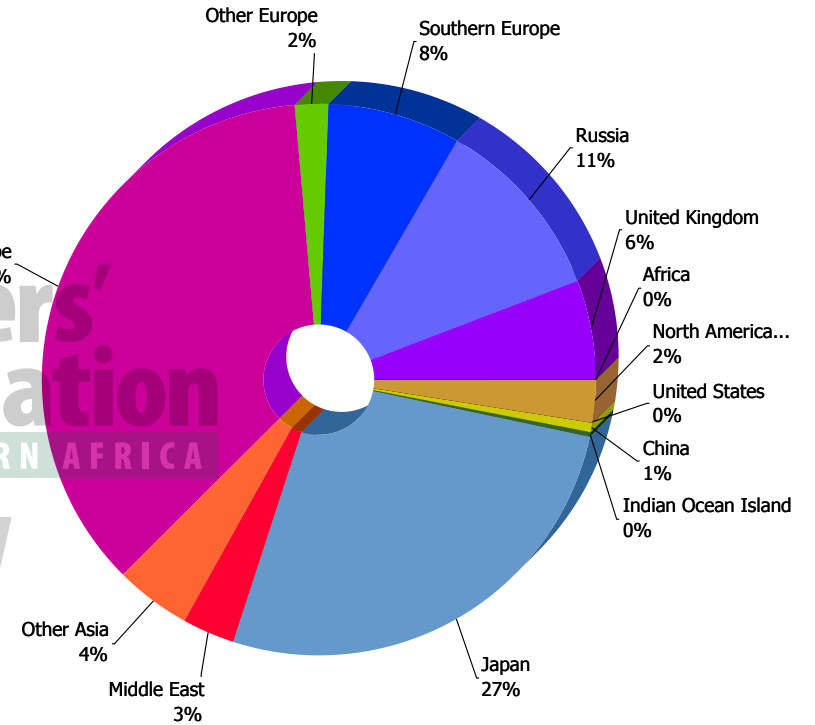


Grapefruit Exported: Current Season vs Previous Season

Current Season (YTD)



Previous Season (YTD)



Grapefruit Exported to All Markets: Current Season vs Previous Season

Week	Current Season		Previous Season		2 Seasons Ago	
	Cur Eqv Ctns	Cur Cum Eqv Ctns	Prev Eqv Ctns	Prev Cum Eqv Ctns	Prev Eqv Ctns	Prev Cum Eqv Ctns
12			2,030	2,030		
13	1,120	1,120	1,400	3,430	18,200	18,200
14			53,340	56,770	34,790	52,990
15	90,510	91,630	30,450	87,220	24,220	77,210
16	214,690	306,320	360,360	447,580	223,930	301,140
17	907,900	1,214,220	634,620	1,082,200	269,080	570,220
18	566,440	1,780,660	599,480	1,681,680	575,400	1,145,620
19	1,751,967	3,532,627	1,217,090	2,898,770	980,070	2,125,690
20	1,046,212	4,578,839	1,425,690	4,324,460	706,300	2,831,990
21	1,364,480	5,943,319	1,476,650	5,801,110	1,283,380	4,115,370
22	1,462,288	7,405,607	1,463,770	7,264,880	1,330,700	5,446,070
23	1,081,729	8,487,336	1,385,580	8,650,460	1,452,500	6,898,570
24	960,790	9,448,126	1,557,290	10,207,750	1,193,150	8,091,720
25	545,316	9,993,442	1,539,860	11,747,610	883,960	8,975,680
26	559,329	10,552,772	957,040	12,704,650	1,226,120	10,201,800
27	378,641	10,931,413	614,530	13,319,180	404,180	10,605,980
28	306,444	11,237,857	757,190	14,076,370	693,000	11,298,980
29	544,790	11,782,648	902,930	14,979,300	551,320	11,850,300
30	209,445	11,992,093	281,190	15,260,490	398,720	12,249,020
31	69,497	12,061,590	365,400	15,625,890	243,390	12,492,410
32	274,962	12,336,552	203,000	15,828,890	139,300	12,631,710
33	134,003	12,470,556	149,450	15,978,340	175,420	12,807,130
34	147,453	12,618,009	152,740	16,131,080	204,680	13,011,810
35	202,273	12,820,282	106,120	16,237,200	158,690	13,170,500
36	111,304	12,931,586	86,170	16,323,370	99,260	13,269,760
37	88,717	13,020,302	92,750	16,416,120	63,700	13,333,460
38	94,866	13,115,169	59,150	16,475,270	11,830	13,345,290
39	31,131	13,146,300	54,950	16,530,220		
40	8,118	13,154,417	29,680	16,559,900	700	13,345,990
41	5,406	13,159,823	5,880	16,565,780		
42			210	16,565,990		

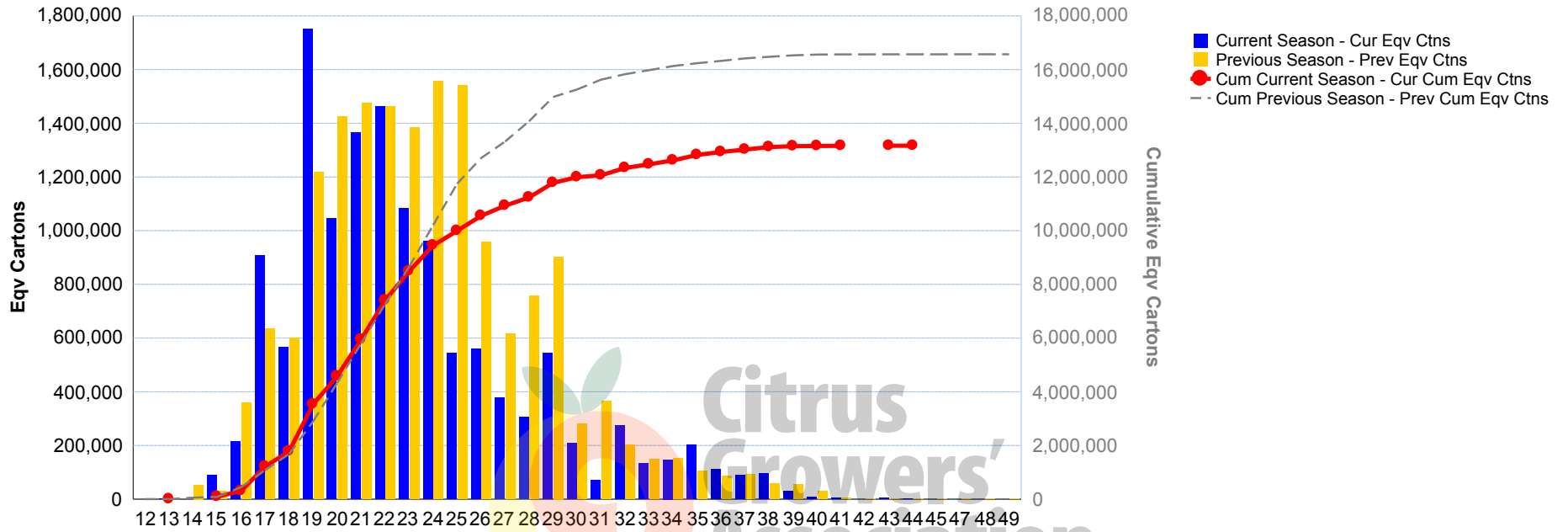
Grapefruit Exported to All Markets: Current Season vs Previous Season

Week	Current Season		Previous Season		2 Seasons Ago	
	Cur Eqv Ctns	Cur Cum Eqv Ctns	Prev Eqv Ctns	Prev Cum Eqv Ctns	Prev Eqv Ctns	Prev Cum Eqv Ctns
43	3,360	13,163,183	2,170	16,568,160		
44	1,701	13,164,884	140	16,568,300		
45			280	16,568,580		
47			1,540	16,570,120		
48			70	16,570,190		
49			70	16,570,260		

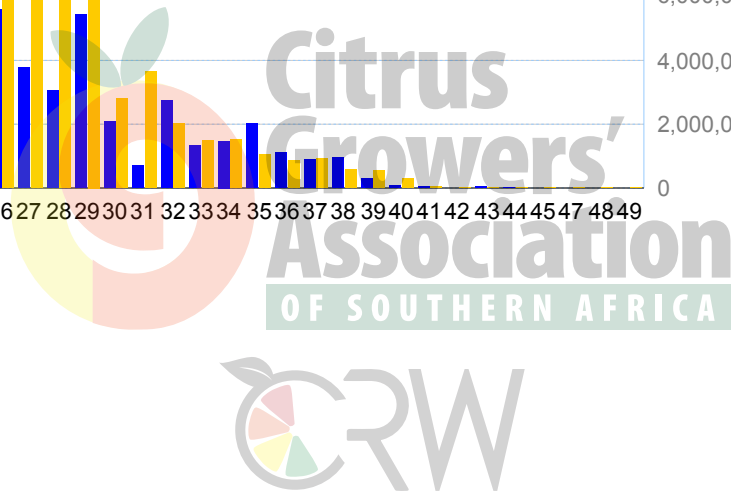
16 Nov 2012 8:45:58 AM



Grapefruit Exported to All Markets: Current Season vs Previous Season

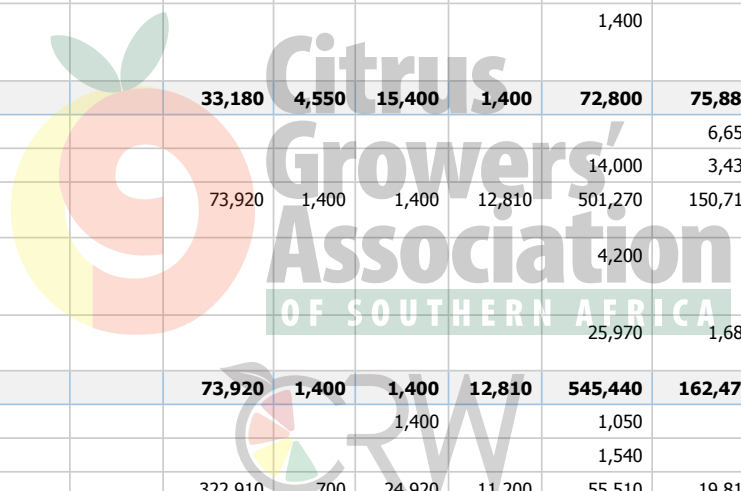


16 Nov 2012 8:45:58 AM



Grapefruit Exported to All Markets: Current Season per Week, Variety and Destination

Eqv Ctns By Year, Week and Variety Group				Asia	Central Europe	Eastern Africa	Eastern Europe	Far East	Indian Ocean Island	Middle East	North America (Canada)	Northern Europe	Russia	Southern Europe	United Kingdom	United States	Western Africa	Western Europe	Region Total	
2012	13	Red Grapefruit	STAR RUBY														1,120		1,120	
	Weekly Total																1,120		1,120	
	15	Red Grapefruit	STAR RUBY					8,260	1,400	8,400	1,400	56,280	1,190	1,400	9,800	2,310	70		90,510	
	Weekly Total							8,260	1,400	8,400	1,400	56,280	1,190	1,400	9,800	2,310	70		90,510	
	16	Pink Grapefruit	POMPELMOES						4,200											4,200
			ROSE									2,800								2,800
		RUBY RED												1,400					1,400	
		Red Grapefruit	STAR RUBY	3,080				33,180	350	15,400	1,400	68,600	75,880	4,200	2,800				204,890	
		Variety Group Not Set	GRAPEFRUIT									1,400								1,400
	Weekly Total			3,080				33,180	4,550	15,400	1,400	72,800	75,880	4,200	4,200				214,690	
	17	Pink Grapefruit	POMPELMOES											6,650						6,650
			ROSE									14,000	3,430		2,800					20,230
		Red Grapefruit	STAR RUBY	6,440	3,010			73,920	1,400	1,400	12,810	501,270	150,710	22,610	51,380	9,800		2,800	837,550	
		Variety Group Not Set	GRAPEFRUIT									4,200								4,200
		White Grapefruit	MARSH									25,970	1,680		11,620					39,270
	Weekly Total			6,440	3,010			73,920	1,400	1,400	12,810	545,440	162,470	22,610	65,800	9,800		2,800	907,900	
	18	Pink Grapefruit	POMPELMOES								1,400		1,050							2,450
			ROSE									1,540								1,540
		Red Grapefruit	STAR RUBY	7,000				322,910	700	24,920	11,200	55,510	19,810	61,250	1,400	3,850			508,550	
		White Grapefruit	MARSH					34,720		5,600		5,180		8,400						53,900
Weekly Total			7,000				357,630	700	31,920	11,200	63,280	19,810	69,650	1,400	3,850			566,440		
19	Pink Grapefruit	POMPELMOES											3,850						3,850	
		ROSE					1,400	350	109		45,425			2,100					49,384	
	Red Grapefruit	FLAME									1,400								1,400	
		STAR RUBY	13,802	4,200		9,030	402,743	1,260	36,865	54,670	634,009	76,440	145,133	43,328	1,400	1,400	2,800		1,427,080	
	White Grapefruit	MARSH					142,030				69,833		20,448	37,942					270,253	
Weekly Total			13,802	4,200		9,030	546,173	1,610	36,974	54,670	750,667	80,290	165,581	83,370	1,400	1,400	2,800	1,751,967		
20	Pink Grapefruit	POMPELMOES						1,400											1,400	
		ROSE					980					3,010							3,990	
	Red Grapefruit	STAR RUBY	15,551			6,020	209,136	4,480	9,012	12,507	79,870	111,790	45,150	5,250		1,656	1,400	501,822		



Grapefruit Exported to All Markets: Current Season per Week, Variety and Destination

Eqv Ctns By Year, Week and Variety Group				Asia	Central Europe	Eastern Africa	Eastern Europe	Far East	Indian Ocean Island	Middle East	North America (Canada)	Northern Europe	Russia	Southern Europe	United Kingdom	United States	Western Africa	Western Europe	Region Total	
2012	20	Variety Group Not Set	GRAPEFRUIT									352,520			76,300				428,820	
		White Grapefruit	MARSH					71,330			7,000	27,020	490	3,290	1,050				110,180	
		Weekly Total			15,551			6,020	281,446	5,880	9,012	19,507	459,410	115,290	48,440	82,600		1,656	1,400	1,046,212
	21	Pink Grapefruit	POMPELMOES							1,610										1,610
			ROSE					13,370			112		24,874	2,940		1,400				42,696
		Red Grapefruit	STAR RUBY	11,516	3,989		5,460	314,901	1,470	17,376	46,758	278,121	116,288	127,165	22,400		70			945,513
		Variety Group Not Set	GRAPEFRUIT	1,400									133,840			52,710				187,950
		White Grapefruit	MARSH		211			122,906			122		30,267	3,780	20,885	8,540				186,711
		Weekly Total			12,916	4,200		5,460	451,177	3,080	17,610	46,758	467,102	123,008	148,050	85,050		70		1,364,480
	22	Pink Grapefruit	ROSE					1,050					16,545						1,400	18,995
			RUBY RED					210							1,400					1,610
		Red Grapefruit	STAR RUBY	12,331	9,670		9,546	385,264	725	19,660	34,206	464,280	84,630	96,857	42,859	2,906	70	22,540	1,185,544	
		White Grapefruit	MARSH		130			156,435				56,156	1,750	32,433	9,234					256,139
		Weekly Total			12,331	9,800		9,546	542,960	725	19,660	34,206	536,982	86,380	129,290	53,493	2,906	70	23,940	1,462,288
	23	Pink Grapefruit	ROSE					8,050					1,400	4,060						13,510
		Red Grapefruit	STAR RUBY	29,455	4,549		24,990	254,517	1,934	11,390	24,850	137,237	35,851	75,177	6,866	5,950	1,400	12,600	626,768	
		Variety Group Not Set	GRAPEFRUIT									249,200			87,360					336,560
		White Grapefruit	MARSH	58				79,559		473		3,360	3,080	16,758	1,604					104,891
		Weekly Total			29,513	4,549		24,990	342,126	1,934	11,863	24,850	391,197	42,991	91,935	95,830	5,950	1,400	12,600	1,081,729
	24	Pink Grapefruit	ROSE					28,000							1,400					29,400
		RUBY RED					1,330												1,330	
Red Grapefruit		STAR RUBY	12,609	7,350		4,620	289,237	2,310	8,290	19,524	226,878	92,122	70,392	27,857	1,400	70	14,000	776,659		
White Grapefruit		MARSH	1,400				111,437				17,296	1,960	11,158	10,150					153,401	
Weekly Total			14,009	7,350		4,620	430,004	2,310	8,290	19,524	244,174	94,082	81,550	39,407	1,400	70	14,000	960,790		
25	Pink Grapefruit	ROSE										11,479	4,690						16,169	
	Red Grapefruit	STAR RUBY	4,550	5,600		4,340	27,491		12,667	12,710	150,068	61,040	42,862	31,546		63	12,502	365,438		

Grapefruit Exported to All Markets: Current Season per Week, Variety and Destination

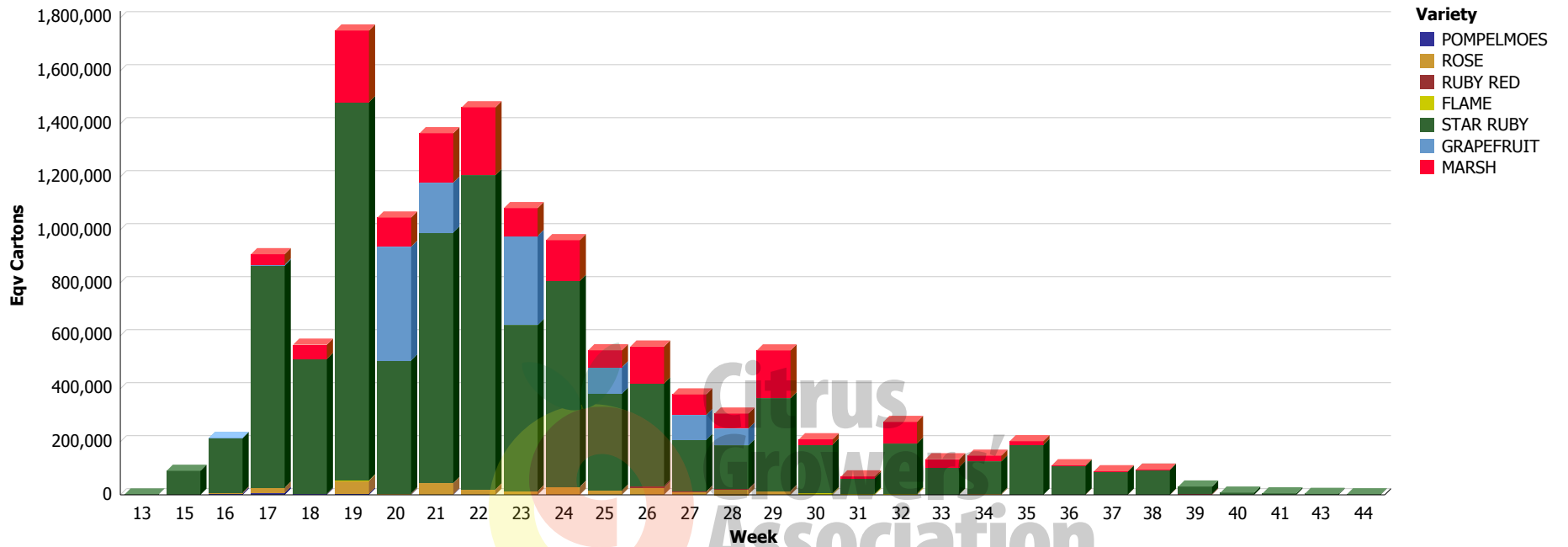
Eqv Ctns By Year, Week and Variety Group				Asia	Central Europe	Eastern Africa	Eastern Europe	Far East	Indian Ocean Island	Middle East	North America (Canada)	Northern Europe	Russia	Southern Europe	United Kingdom	United States	Western Africa	Western Europe	Region Total	
2012	30	Red Grapefruit	STAR RUBY	2,800				57,577		2,940	12,880	37,903	39,550	9,599	19,264		210	840	183,562	
		White Grapefruit	MARSH					3,365				4,410	3,990		7,966					19,731
		Weekly Total			2,800				61,574		2,940	12,880	47,833	43,540	9,599	27,230		210	840	209,445
	31	Pink Grapefruit	ROSE										70							70
		Red Grapefruit	FLAME					1,400					2,800							4,200
			STAR RUBY	1,400			7,000	12,110		12,734	350	9,555	4,830	770	6,957		70	2,800	58,577	
		White Grapefruit	MARSH									1,400		280	4,970					6,650
		Weekly Total			1,400			7,000	13,510		12,734	350	13,825	4,830	1,050	11,927		70	2,800	69,497
	32	Pink Grapefruit	ROSE				1,400													1,400
		Red Grapefruit	FLAME					1,156				2,800								3,956
			STAR RUBY	6,849		70	4,200	96,215	1,400	15,750	3,965	21,518	12,460	14,596	10,632		140			187,795
		White Grapefruit	MARSH				76,822				2,531	490	700	1,268						81,811
	Weekly Total			6,849		70	5,600	174,193	1,400	15,750	3,965	26,849	12,950	15,296	11,900		140			274,962
	33	Red Grapefruit	FLAME				1,400													1,400
			STAR RUBY	1,400	1,820		1,470	40,854	70	5,250	1,400	23,406	8,680	9,621	8,582		70			102,623
		White Grapefruit	MARSH				25,270				422			4,288						29,981
	Weekly Total			1,400	1,820		1,470	67,524	70	5,250	1,400	23,829	8,680	9,621	12,870		70			134,003
	34	Pink Grapefruit	ROSE				176	2,380	628	180		210								3,573
		Red Grapefruit	STAR RUBY	5,600	1,400		2,170	34,722	1,540	8,680	4,550	22,530	6,580	9,125	25,551					122,448
		White Grapefruit	MARSH				14,490						1,680	5,262						21,432
		Weekly Total			5,600	1,400		2,346	51,592	2,168	8,860	4,550	22,740	6,580	10,805	30,813				
	35	Red Grapefruit	STAR RUBY	2,800	104		456	39,970	1,540	33,810	2,451	35,007	37,313	14,236	18,695				2,590	188,973
		White Grapefruit	MARSH	1,400			9,520						980	1,400						13,300
		Weekly Total			1,400	2,800	104	456	49,490	1,540	33,810	2,451	35,007	38,293	15,636	18,695				2,590
	36	Pink Grapefruit	ROSE			140							236	700						1,076
			RUBY RED										420							420
		Red Grapefruit	STAR RUBY	1,400			723	19,390		18,200		35,564	12,530	11,200	7,021			1,400		107,428
		White Grapefruit	MARSH				840					840		700						2,380
Weekly Total			1,400		140	723	20,230		18,200		36,640	13,650	11,900	7,021				1,400	111,304	

Grapefruit Exported to All Markets: Current Season per Week, Variety and Destination

Eqv Ctns By Year, Week and Variety Group				Asia	Central Europe	Eastern Africa	Eastern Europe	Far East	Indian Ocean Island	Middle East	North America (Canada)	Northern Europe	Russia	Southern Europe	United Kingdom	United States	Western Africa	Western Europe	Region Total	
2012	37	Pink Grapefruit	ROSE									412							412	
		Red Grapefruit	STAR RUBY	350			1,400	8,330	8,470	15,633	1,400	22,776	13,790	4,200	10,485				86,835	
		White Grapefruit	MARSH					70					1,400							1,470
		Weekly Total		350			1,400	8,400	8,470	15,633	1,400	23,188	15,190	4,200	10,485				88,717	
	38	Pink Grapefruit	ROSE										70							70
			RUBY RED										350							350
		Red Grapefruit	STAR RUBY	2,502				17,403	1,610	18,340	1,400	38,141	3,360	4,200	7,000		280		94,236	
		White Grapefruit	MARSH					210												210
	Weekly Total		2,502				17,613	1,610	18,340	1,400	38,141	3,780	4,200	7,000		280		94,866		
	39	Pink Grapefruit	ROSE							236										236
			RUBY RED											2,730						2,730
		Red Grapefruit	STAR RUBY	6,580			40	2,800		3,990		5,515	7,840		1,400				28,165	
	Weekly Total		6,580			40	2,800		4,226		5,515	10,570		1,400				31,131		
	40	Red Grapefruit	STAR RUBY	350					2,028	1,400			4,270					70		8,118
		Weekly Total		350					2,028	1,400			4,270					70		8,118
	41	Red Grapefruit	STAR RUBY						395	116			2,800	1,890				205		5,406
		Weekly Total							395	116			2,800	1,890				205		5,406
	43	Red Grapefruit	STAR RUBY											3,360						3,360
		Weekly Total												3,360						3,360
	44	Red Grapefruit	STAR RUBY	1,400					70									231		1,701
Weekly Total			1,400					70									231		1,701	
Total				7,840	173,511	47,884	210	104,601	4,612,990	42,389	332,003	306,180	4,443,158	1,139,798	950,725	880,820	31,956	8,314	82,505	13,164,884

16 Nov 2012 8:45:58 AM

Grapefruit Exported to All Markets: Current Season per Week and Variety



16 Nov 2012 8:45:58 AM

Association
OF SOUTHERN AFRICA

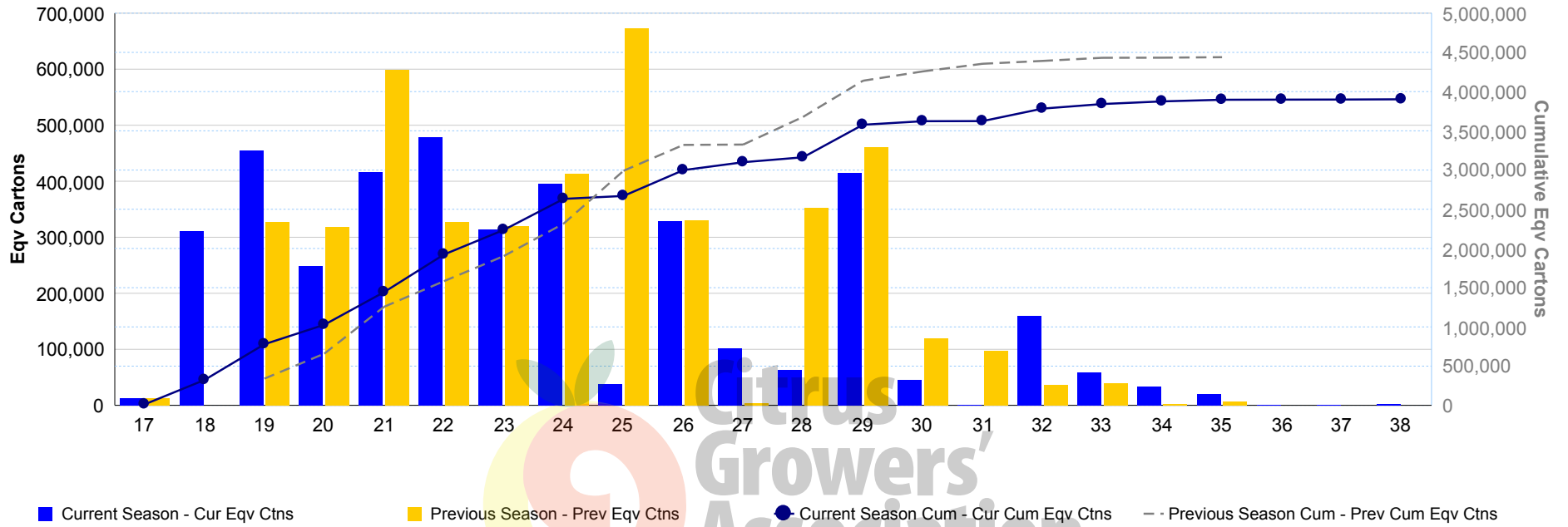


Grapefruit Exported to Japan: Current Season vs Previous Season

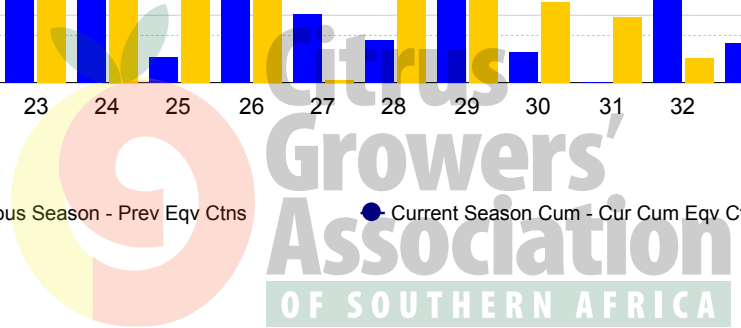
Week	Current Season		Previous Season		2 Seasons Ago	
	Cur Eqv Ctns	Cur Cum Eqv Ctns	Prev Eqv Ctns	Prev Cum Eqv Ctns	Prev Eqv Ctns	Prev Cum Eqv Ctns
17	12,600	12,600	12,880	12,880		
18	310,940	323,540				
19	456,540	780,080	327,740	340,620	384,930	384,930
20	248,220	1,028,300	317,660	658,280	418,320	803,250
21	416,920	1,445,220	598,150	1,256,430	272,160	1,075,410
22	478,870	1,924,090	326,550	1,582,980	285,950	1,361,360
23	313,950	2,238,040	320,390	1,903,370	566,650	1,928,010
24	395,570	2,633,610	413,630	2,317,000	320,040	2,248,050
25	37,310	2,670,920	673,540	2,990,540	323,750	2,571,800
26	329,210	3,000,130	329,980	3,320,520	625,450	3,197,250
27	101,080	3,101,210	4,410	3,324,930	1,400	3,198,650
28	62,790	3,164,000	352,380	3,677,310	256,690	3,455,340
29	414,750	3,578,750	461,160	4,138,470	215,530	3,670,870
30	45,798	3,624,548	119,000	4,257,470	158,410	3,829,280
31	1,400	3,625,948	97,510	4,354,980	14,840	3,844,120
32	159,212	3,785,160	36,400	4,391,380	1,610	3,845,730
33	58,240	3,843,400	39,900	4,431,280	13,860	3,859,590
34	33,880	3,877,280	1,610	4,432,890		
35	20,790	3,898,070	6,020	4,438,910	8,680	3,868,270
36	1,400	3,899,470			7,560	3,875,830
37	1,400	3,900,870				
38	2,800	3,903,670				

16 Nov 2012 8:45:58 AM

Grapefruit Exported to Japan: Current Season vs Previous Season

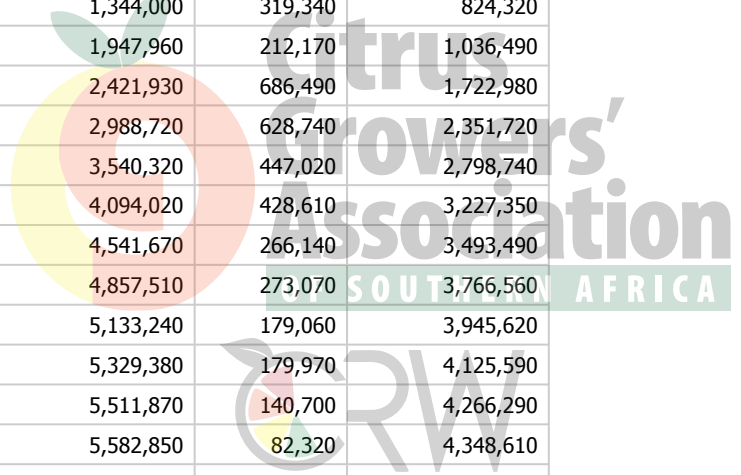


16 Nov 2012 8:45:58 AM



Grapefruit Exported to Northern Europe: Current Season vs Previous Season

Week	Current Season		Previous Season		2 Seasons Ago	
	Cur Eqv Ctns	Cur Cum Eqv Ctns	Prev Eqv Ctns	Prev Cum Eqv Ctns	Prev Eqv Ctns	Prev Cum Eqv Ctns
12			1,400	1,400		
13					8,400	8,400
14			11,200	12,600		
15	56,280	56,280	14,000	26,600	11,200	19,600
16	72,800	129,080	221,480	248,080	93,800	113,400
17	545,440	674,520	371,210	619,290	159,670	273,070
18	63,280	737,800	353,360	972,650	231,910	504,980
19	750,667	1,488,467	371,350	1,344,000	319,340	824,320
20	459,410	1,947,877	603,960	1,947,960	212,170	1,036,490
21	467,102	2,414,979	473,970	2,421,930	686,490	1,722,980
22	536,982	2,951,960	566,790	2,988,720	628,740	2,351,720
23	391,197	3,343,158	551,600	3,540,320	447,020	2,798,740
24	244,174	3,587,332	553,700	4,094,020	428,610	3,227,350
25	235,877	3,823,209	447,650	4,541,670	266,140	3,493,490
26	98,166	3,921,375	315,840	4,857,510	273,070	3,766,560
27	130,467	4,051,842	275,730	5,133,240	179,060	3,945,620
28	96,781	4,148,623	196,140	5,329,380	179,970	4,125,590
29	13,898	4,162,521	182,490	5,511,870	140,700	4,266,290
30	47,833	4,210,354	70,980	5,582,850	82,320	4,348,610
31	13,825	4,224,179	100,660	5,683,510	93,170	4,441,780
32	26,849	4,251,029	51,520	5,735,030	33,040	4,474,820
33	23,829	4,274,857	39,900	5,774,930	62,720	4,537,540
34	22,740	4,297,597	65,100	5,840,030	51,240	4,588,780
35	35,007	4,332,604	31,360	5,871,390	54,180	4,642,960
36	36,640	4,369,244	26,740	5,898,130	25,620	4,668,580
37	23,188	4,392,432	27,860	5,925,990	28,910	4,697,490
38	38,141	4,430,573	36,190	5,962,180	2,310	4,699,800
39	5,515	4,436,088	30,240	5,992,420		
40	4,270	4,440,358	1,400	5,993,820		
41	2,800	4,443,158				
48			70	5,993,890		

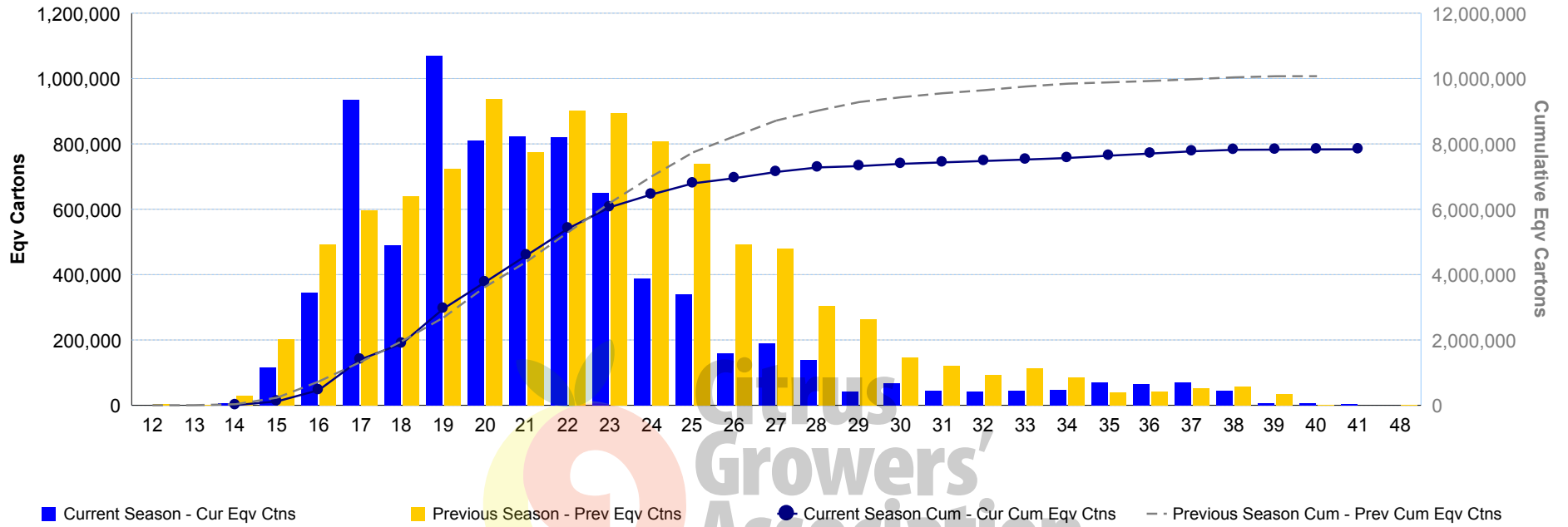


Grapefruit Exported to Northern Europe: Current Season vs Previous Season

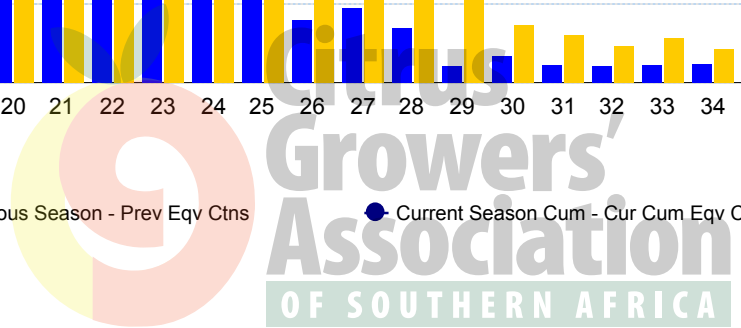
16 Nov 2012 8:45:58 AM



Grapefruit Exported to Northern Europe: Current Season vs Previous Season



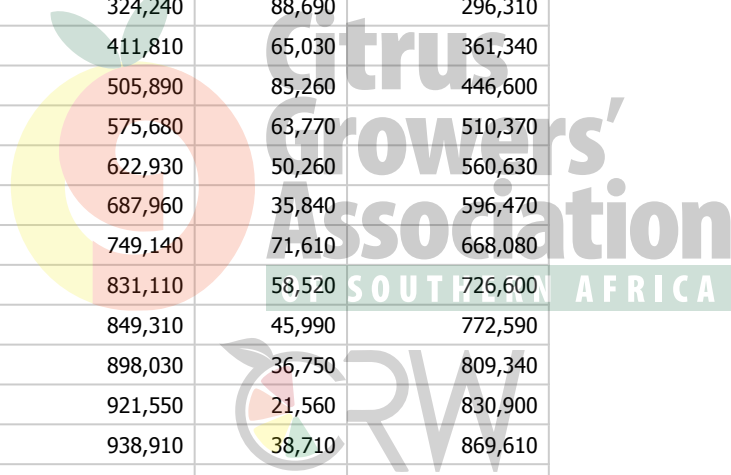
16 Nov 2012 8:45:58 AM



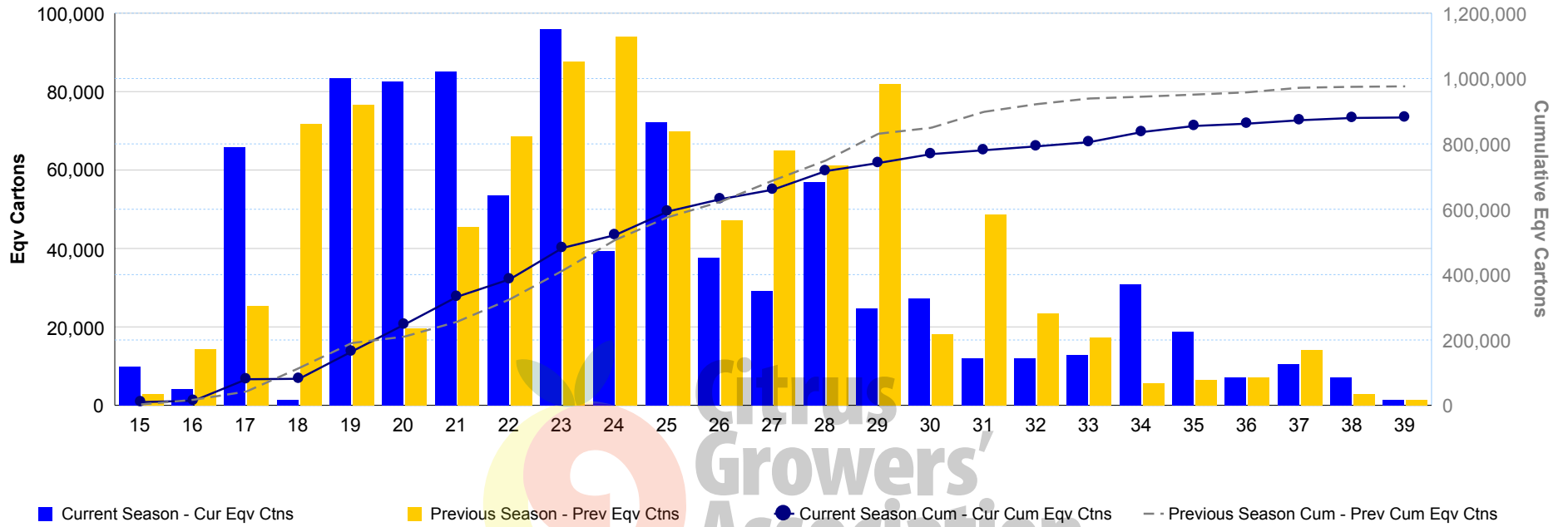
Grapefruit Exported to the UK: Current Season vs Previous Season

Week	Current Season		Previous Season		2 Seasons Ago	
	Cur Eqv Ctns	Cur Cum Eqv Ctns	Prev Eqv Ctns	Prev Cum Eqv Ctns	Prev Eqv Ctns	Prev Cum Eqv Ctns
15	9,800	9,800	2,800	2,800	1,400	1,400
16	4,200	14,000	14,210	17,010	7,000	8,400
17	65,800	79,800	25,270	42,280	14,000	22,400
18	1,400	81,200	71,750	114,030	27,300	49,700
19	83,370	164,570	76,580	190,610	43,470	93,170
20	82,600	247,170	19,600	210,210	36,330	129,500
21	85,050	332,220	45,500	255,710	78,120	207,620
22	53,493	385,713	68,530	324,240	88,690	296,310
23	95,830	481,543	87,570	411,810	65,030	361,340
24	39,407	520,949	94,080	505,890	85,260	446,600
25	72,216	593,166	69,790	575,680	63,770	510,370
26	37,641	630,806	47,250	622,930	50,260	560,630
27	29,190	659,996	65,030	687,960	35,840	596,470
28	56,842	716,839	61,180	749,140	71,610	668,080
29	24,640	741,479	81,970	831,110	58,520	726,600
30	27,230	768,709	18,200	849,310	45,990	772,590
31	11,927	780,636	48,720	898,030	36,750	809,340
32	11,900	792,536	23,520	921,550	21,560	830,900
33	12,870	805,406	17,360	938,910	38,710	869,610
34	30,813	836,219	5,600	944,510	19,600	889,210
35	18,695	854,914	6,370	950,880	18,480	907,690
36	7,021	861,935	7,000	957,880	8,820	916,510
37	10,485	872,420	14,000	971,880	7,350	923,860
38	7,000	879,420	2,800	974,680	2,800	926,660
39	1,400	880,820	1,400	976,080		

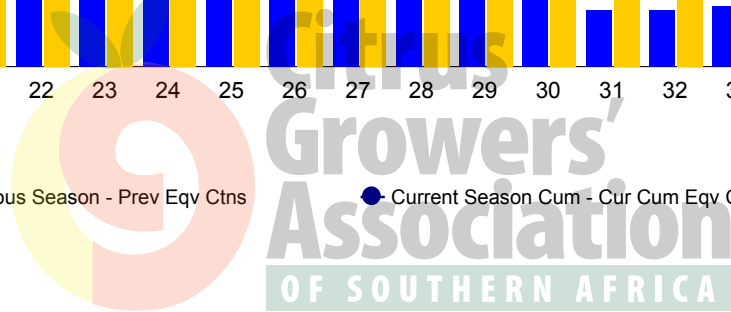
16 Nov 2012 8:45:58 AM



Grapefruit Exported to the UK: Current Season vs Previous Season



16 Nov 2012 8:45:58 AM

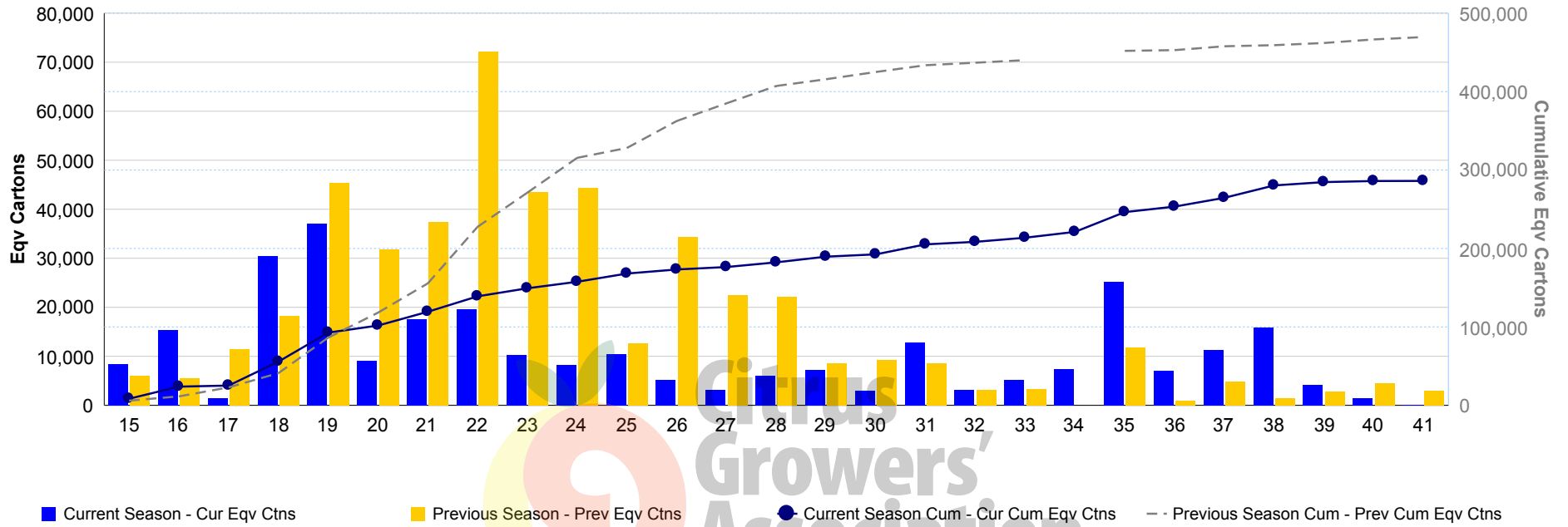


Grapefruit Exported to the Middle East: Current Season vs Previous Season

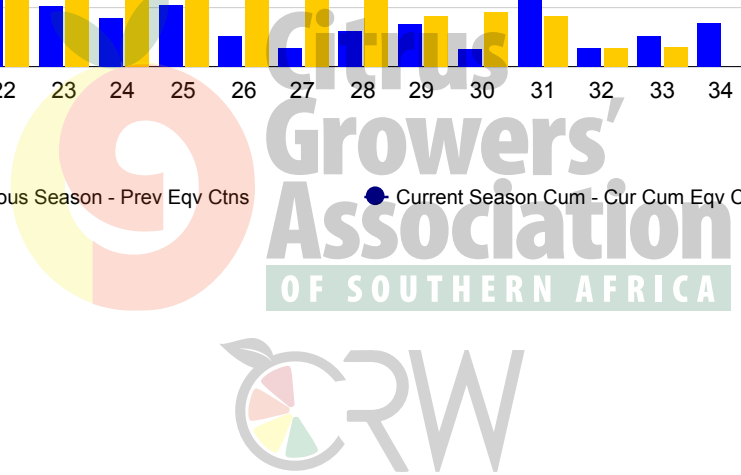
Week	Current Season		Previous Season		2 Seasons Ago	
	Cur Eqv Ctns	Cur Cum Eqv Ctns	Prev Eqv Ctns	Prev Cum Eqv Ctns	Prev Eqv Ctns	Prev Cum Eqv Ctns
13					4,200	4,200
14					2,800	7,000
15	8,400	8,400	5,950	5,950	6,440	13,440
16	15,400	23,800	5,460	11,410	5,670	19,110
17	1,400	25,200	11,480	22,890	7,000	26,110
18	31,920	57,120	18,200	41,090	10,220	36,330
19	36,974	94,094	45,290	86,380	11,130	47,460
20	9,012	103,106	31,780	118,160	1,330	48,790
21	17,610	120,716	37,310	155,470	5,040	53,830
22	19,660	140,376	72,170	227,640	26,390	80,220
23	11,863	152,239	43,540	271,180	46,760	126,980
24	8,290	160,529	44,380	315,560	45,570	172,550
25	12,667	173,196	12,600	328,160	19,250	191,800
26	5,180	178,376	34,370	362,530	20,370	212,170
27	3,165	181,541	22,540	385,070	11,480	223,650
28	5,950	187,491	22,120	407,190	12,530	236,180
29	7,251	194,743	8,610	415,800	10,360	246,540
30	2,940	197,683	9,240	425,040	17,430	263,970
31	12,734	210,417	8,610	433,650	14,280	278,250
32	15,750	226,167	3,220	436,870	9,310	287,560
33	5,250	231,417	3,290	440,160	1,610	289,170
34	8,860	240,277			10,220	299,390
35	33,810	274,087	11,830	451,990	9,590	308,980
36	18,200	292,287	910	452,900	8,750	317,730
37	15,633	307,920	4,900	457,800	6,230	323,960
38	18,340	326,260	1,400	459,200	5,180	329,140
39	4,226	330,487	2,800	462,000		
40	1,400	331,887	4,550	466,550		
41	116	332,003	3,010	469,560		

16 Nov 2012 8:45:58 AM

Grapefruit Exported to the Middle East: Current Season vs Previous Season



16 Nov 2012 8:45:58 AM

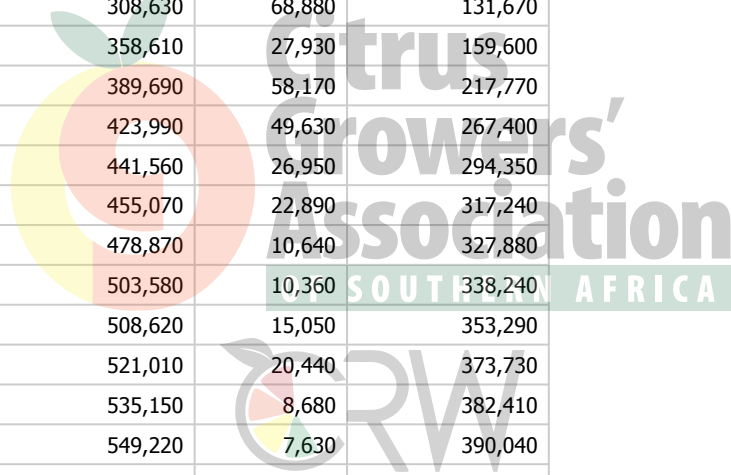


Grapefruit Exported to the Far East (excl. Japan): Current Season vs Previous Season

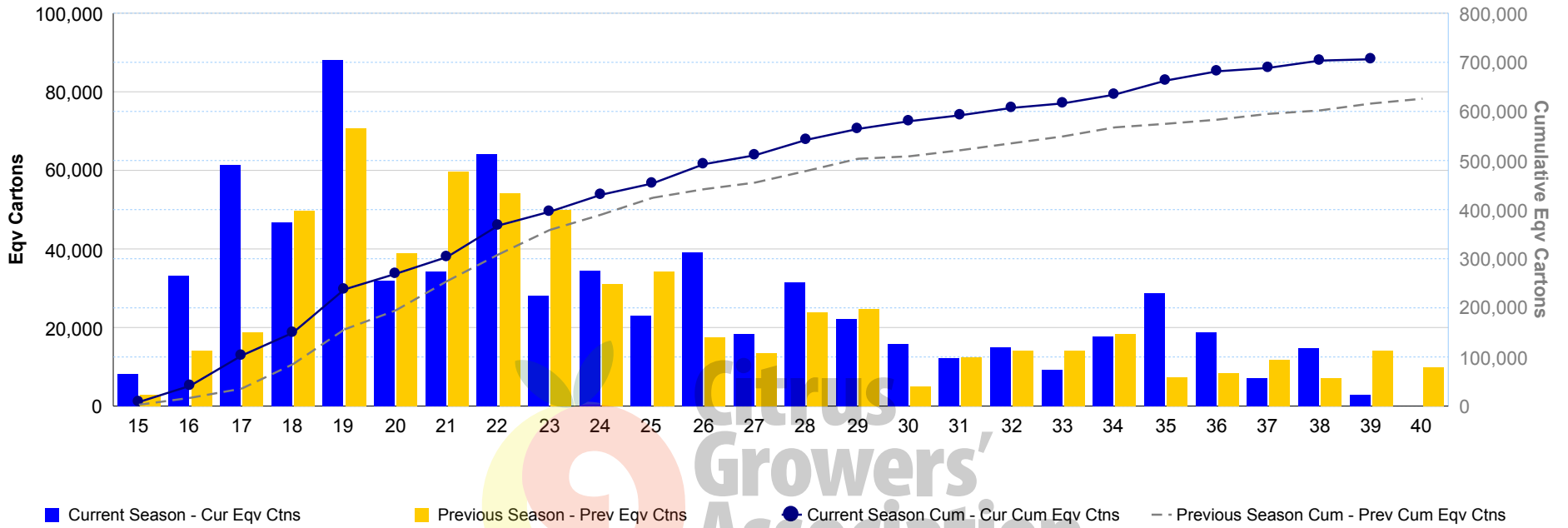
Week	Current Season		Previous Season		2 Seasons Ago	
	Cur Eqv Ctns	Cur Cum Eqv Ctns	Prev Eqv Ctns	Prev Cum Eqv Ctns	Prev Eqv Ctns	Prev Cum Eqv Ctns
15	8,260	8,260	2,800	2,800		
16	33,180	41,440	14,000	16,800	4,200	4,200
17	61,320	102,760	18,690	35,490	18,200	22,400
18	46,690	149,450	49,770	85,260	9,870	32,270
19	88,023	237,473	70,630	155,890	7,000	39,270
20	31,826	269,298	38,850	194,740	1,540	40,810
21	34,257	303,555	59,640	254,380	21,980	62,790
22	64,090	367,645	54,250	308,630	68,880	131,670
23	28,176	395,821	49,980	358,610	27,930	159,600
24	34,434	430,255	31,080	389,690	58,170	217,770
25	23,081	453,336	34,300	423,990	49,630	267,400
26	39,116	492,452	17,570	441,560	26,950	294,350
27	18,313	510,764	13,510	455,070	22,890	317,240
28	31,397	542,161	23,800	478,870	10,640	327,880
29	22,143	564,304	24,710	503,580	10,360	338,240
30	15,776	580,080	5,040	508,620	15,050	353,290
31	12,110	592,190	12,390	521,010	20,440	373,730
32	14,981	607,171	14,140	535,150	8,680	382,410
33	9,284	616,455	14,070	549,220	7,630	390,040
34	17,712	634,167	18,270	567,490	5,810	395,850
35	28,700	662,867	7,280	574,770	6,510	402,360
36	18,830	681,697	8,470	583,240	1,400	403,760
37	7,000	688,697	11,830	595,070	1,400	405,160
38	14,813	703,510	7,000	602,070		
39	2,800	706,310	14,000	616,070		
40			9,800	625,870		

2 Seasons Ago

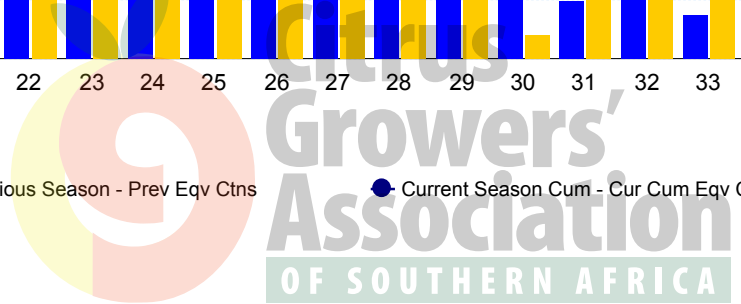
16 Nov 2012 8:45:58 AM



Grapefruit Exported to the Far East (excl. Japan): Current Season vs Previous Season



16 Nov 2012 8:45:58 AM

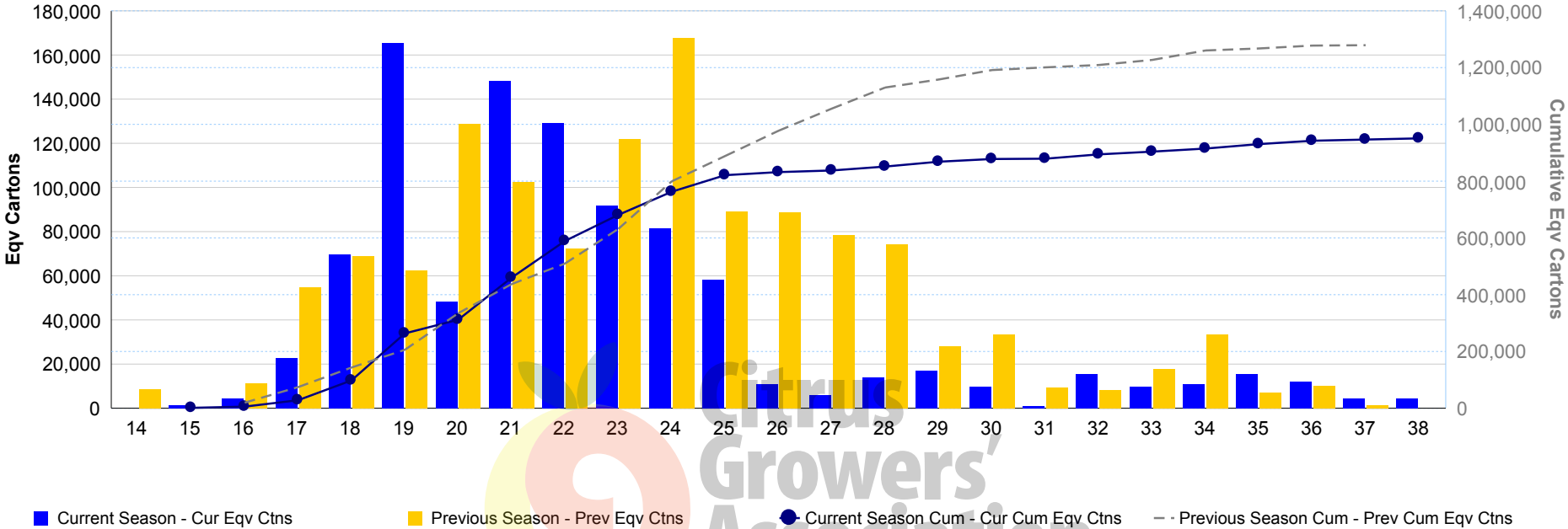


Grapefruit Exported to Southern Europe: Current Season vs Previous Season


Week	Current Season		Previous Season		2 Seasons Ago	
	Cur Eqv Ctns	Cur Cum Eqv Ctns	Prev Eqv Ctns	Prev Cum Eqv Ctns	Prev Eqv Ctns	Prev Cum Eqv Ctns
13					2,800	2,800
14			8,400	8,400		
15	1,400	1,400			2,800	5,600
16	4,200	5,600	11,270	19,670	2,800	8,400
17	22,610	28,210	54,670	74,340	35,000	43,400
18	69,650	97,860	69,020	143,360	55,580	98,980
19	165,581	263,441	62,440	205,800	14,000	112,980
20	48,440	311,881	128,870	334,670	5,600	118,580
21	148,050	459,931	102,550	437,220	125,510	244,090
22	129,290	589,221	72,450	509,670	98,070	342,160
23	91,935	681,156	122,080	631,750	88,970	431,130
24	81,550	762,706	167,580	799,330	106,470	537,600
25	58,320	821,026	89,250	888,580	91,490	629,090
26	10,824	831,850	88,760	977,340	44,590	673,680
27	5,783	837,634	78,260	1,055,600	56,210	729,890
28	13,767	851,401	74,270	1,129,870	49,210	779,100
29	17,017	868,418	28,070	1,157,940	18,340	797,440
30	9,599	878,017	33,460	1,191,400	21,490	818,930
31	1,050	879,067	9,450	1,200,850	17,430	836,360
32	15,296	894,363	8,330	1,209,180	14,350	850,710
33	9,621	903,983	17,850	1,227,030	19,670	870,380
34	10,805	914,789	33,320	1,260,350	21,140	891,520
35	15,636	930,425	7,070	1,267,420	19,250	910,770
36	11,900	942,325	10,150	1,277,570		
37	4,200	946,525	1,400	1,278,970		
38	4,200	950,725			70	910,840

16 Nov 2012 8:45:58 AM

Grapefruit Exported to Southern Europe: Current Season vs Previous Season



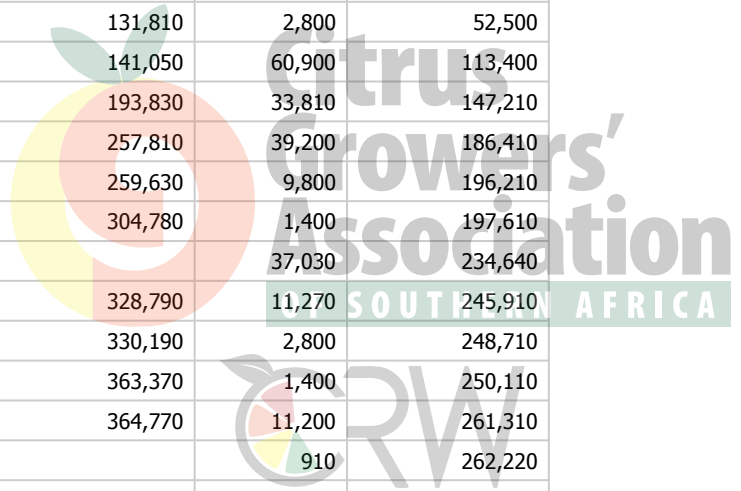
16 Nov 2012 8:45:58 AM



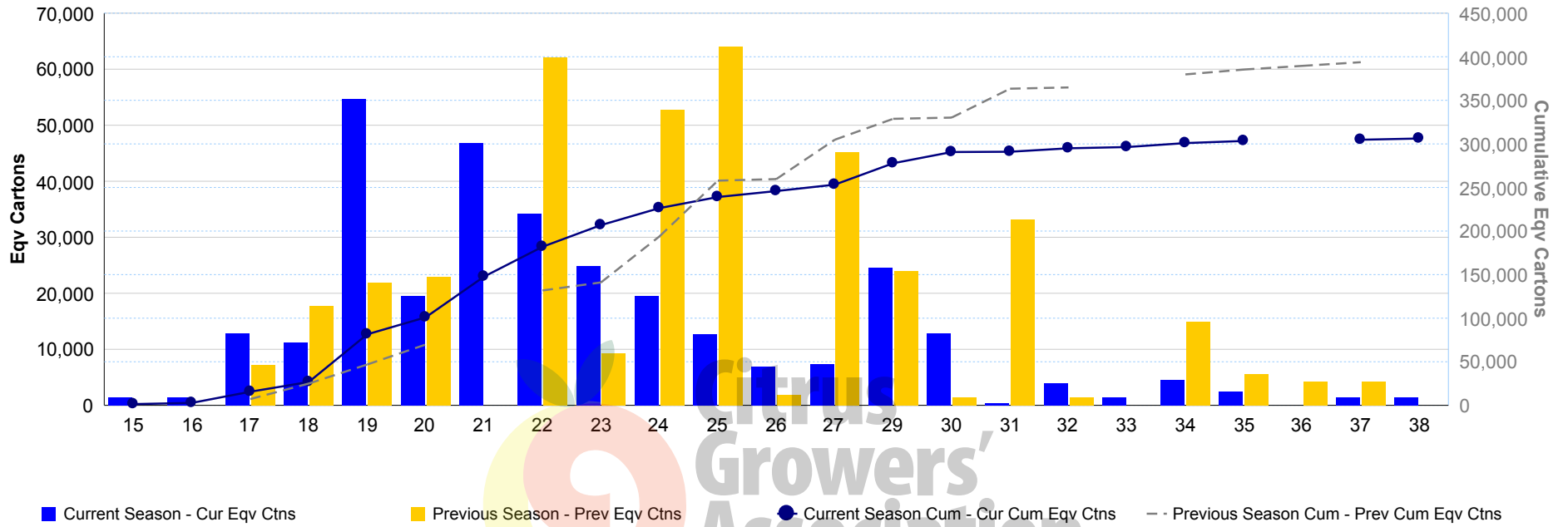
Grapefruit Exported to Canada: Current Season vs Previous Season

Week	Current Season		Previous Season		2 Seasons Ago	
	Cur Eqv Ctns	Cur Cum Eqv Ctns	Prev Eqv Ctns	Prev Cum Eqv Ctns	Prev Eqv Ctns	Prev Cum Eqv Ctns
15	1,400	1,400				
16	1,400	2,800				
17	12,810	15,610	7,210	7,210	1,400	1,400
18	11,200	26,810	17,780	24,990	12,600	14,000
19	54,670	81,480	21,840	46,830	4,200	18,200
20	19,507	100,987	22,890	69,720	2,800	21,000
21	46,758	147,744			28,700	49,700
22	34,206	181,950	62,090	131,810	2,800	52,500
23	24,850	206,800	9,240	141,050	60,900	113,400
24	19,524	226,325	52,780	193,830	33,810	147,210
25	12,710	239,035	63,980	257,810	39,200	186,410
26	6,853	245,888	1,820	259,630	9,800	196,210
27	7,339	253,227	45,150	304,780	1,400	197,610
28					37,030	234,640
29	24,556	277,783	24,010	328,790	11,270	245,910
30	12,880	290,663	1,400	330,190	2,800	248,710
31	350	291,013	33,180	363,370	1,400	250,110
32	3,965	294,978	1,400	364,770	11,200	261,310
33	1,400	296,378			910	262,220
34	4,550	300,928	14,980	379,750	5,740	267,960
35	2,451	303,380	5,600	385,350	1,470	269,430
36			4,200	389,550	5,740	275,170
37	1,400	304,780	4,200	393,750	210	275,380
38	1,400	306,180				

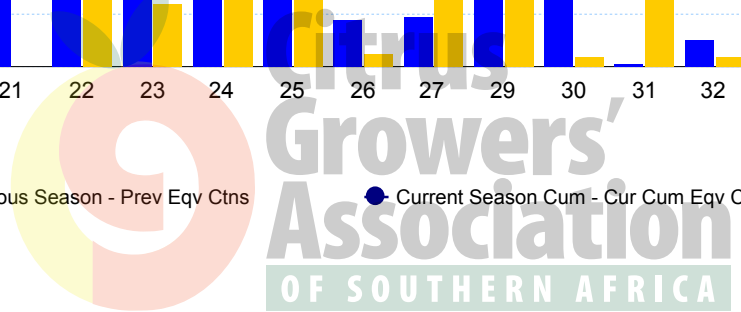
16 Nov 2012 8:45:58 AM



Grapefruit Exported to Canada: Current Season vs Previous Season



16 Nov 2012 8:45:58 AM

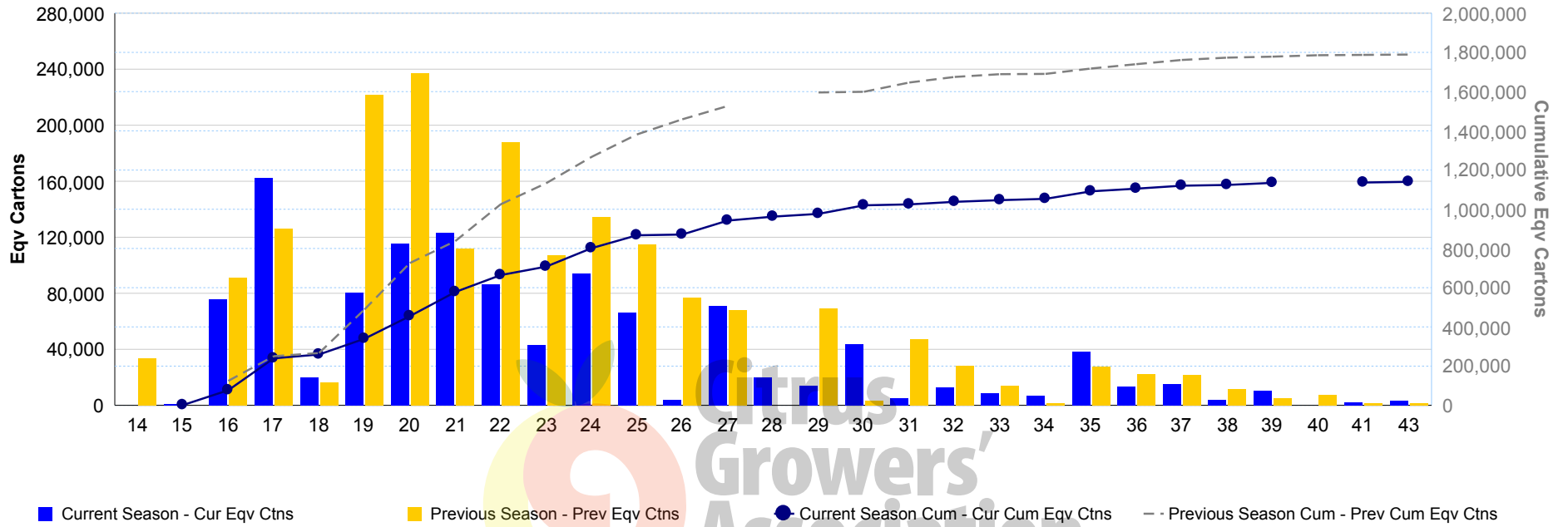


Grapefruit Exported to Russia: Current Season vs Previous Season

Week	Current Season		Previous Season		2 Seasons Ago	
	Cur Eqv Ctns	Cur Cum Eqv Ctns	Prev Eqv Ctns	Prev Cum Eqv Ctns	Prev Eqv Ctns	Prev Cum Eqv Ctns
14			33,740	33,740	31,990	31,990
15	1,190	1,190				
16	75,880	77,070	90,930	124,670	104,860	136,850
17	162,470	239,540	125,860	250,530	26,390	163,240
18	19,810	259,350	16,240	266,770	200,200	363,440
19	80,290	339,640	221,970	488,740	194,600	558,040
20	115,290	454,930	236,950	725,690	28,210	586,250
21	123,008	577,938	112,000	837,690	61,740	647,990
22	86,380	664,318	187,670	1,025,360	87,220	735,210
23	42,991	707,309	107,310	1,132,670	111,230	846,440
24	94,082	801,391	134,260	1,266,930	80,850	927,290
25	65,940	867,331	114,800	1,381,730	7,700	934,990
26	3,780	871,111	77,070	1,458,800	126,140	1,061,130
27	71,120	942,231	67,830	1,526,630	75,040	1,136,170
28	20,061	962,292			53,690	1,189,860
29	14,193	976,485	69,090	1,595,720	77,630	1,267,490
30	43,540	1,020,025	3,430	1,599,150	46,970	1,314,460
31	4,830	1,024,855	47,460	1,646,610	37,310	1,351,770
32	12,950	1,037,805	28,350	1,674,960	31,850	1,383,620
33	8,680	1,046,485	14,000	1,688,960	12,740	1,396,360
34	6,580	1,053,065	1,400	1,690,360	83,160	1,479,520
35	38,293	1,091,358	27,440	1,717,800	29,680	1,509,200
36	13,650	1,105,008	22,190	1,739,990	36,750	1,545,950
37	15,190	1,120,198	21,560	1,761,550	19,320	1,565,270
38	3,780	1,123,978	11,760	1,773,310		
39	10,570	1,134,548	5,040	1,778,350		
40			7,210	1,785,560		
41	1,890	1,136,438	1,750	1,787,310		
43	3,360	1,139,798	1,680	1,788,990		

16 Nov 2012 8:45:58 AM

Grapefruit Exported to Russia: Current Season vs Previous Season



16 Nov 2012 8:45:58 AM

