



Citrus Marketing Forum



16 Nov 2012

Contacts:

John Edmonds Tel: (031) 765-2514; E-mail: johne@cga.co.za
Gloria Smail Tel: (031) 765-2514; E-mail: gloria@cga.co.za

For Reference:

Product	Standard Carton Mass	# of Cartons per Pallet
Grapefruit	15 kg	70
Lemons	15 kg	80
Oranges - Navels	15 kg	70
Oranges - Valencias	15 kg	80
Soft Citrus	15 kg	70

Destination Region Layout

Reporting Region	Country
Africa	ALGERIA
	ANGOLA
	BENIN
	BOTSWANA
	BURUNDI
	CAMEROON
	CAPE VERDE
	CONGO (REPUBLIC OF)
	COTE D'IVOIRE
	DEMOCRATIC REP OF CONGO
	DJIBOUTI
	EGYPT
	EQUATORIAL GUINEA
	ETHIOPIA
	GABON
	GHANA
	KENYA
	LESOTHO
	LIBYAN ARAB JAMAHIRIYA
	MALAWI
	MAURITANIA
	MOROCCO
	MOZAMBIQUE
	NAMIBIA
	NIGERIA
	SAO TOME AND PRINCIPE
	SENEGAL
	SIERRA LEONE
	SOMALIA
	SOUTH AFRICA
ST HELENA	


Reporting Region	Country
Middle East	AZERBAIJAN
	BAHRAIN
	IRAN (ISLAMIC REPUBLIC OF)
	ISRAEL
	JORDAN
	KUWAIT
	LEBANON
	OMAN
	PAKISTAN
	QATAR
	SAUDI ARABIA
	SYRIAN ARAB REPUBLIC
	TURKEY
	UNITED ARAB EMIRATES
	YEMEN
New Zealand	NEW ZEALAND
North America (Canada)	CANADA
	MEXICO
Northern Africa	EGYPT
	LIBYAN ARAB JAMAHIRIYA
	MOROCCO
	TUNISIA
Northern Europe	BELGIUM
	DENMARK
	FINLAND
	GERMANY
	NETHERLANDS
	NORWAY
Russia	RUSSIAN FEDERATION
South America	BRAZIL
	CHILE



Destination Region Layout

Reporting Region	Country
Africa	SUDAN
	SWAZILAND
	TOGO
	TUNISIA
	UGANDA
	UNITED REPUBLIC OF TANZANIA
	ZAMBIA
	ZIMBABWE
	Asia
CHINA	
HONG KONG	
INDIA	
INDONESIA	
JAPAN	
KOREA	
MALAYSIA	
PHILIPPINES	
REPUBLIC OF KOREA (SOUTH)	
SINGAPORE	
SRI LANKA	
TAIWAN	
THAILAND	
TONGA	
VIET NAM	
VIETNAM	
Atlantic Ocean Isle	
	FIJI
	ST HELENA
Australia	AUSTRALIA
Central Africa	ALGERIA
	BOTSWANA

Reporting Region	Country
South America	CUBA
	PARAGUAY
	PERU
	URUGUAY
	VENEZUELA
Southern Africa	LESOTHO
	MOZAMBIQUE
	SOUTH AFRICA
	SWAZILAND
	ZAMBIA
Southern Europe	ZIMBABWE
	CYPRUS
	GREECE
	ITALY
	MALTA
United Kingdom	PORTUGAL
	SPAIN
United States	IRELAND
	UNITED KINGDOM
Western Africa	PUERTO RICO
	UNITED STATES
	ANGOLA
	BENIN
	CONGO (REPUBLIC OF)
	COTE D'IVOIRE
	GABON
	GHANA
	MAURITANIA
	NAMIBIA
NIGERIA	
SENEGAL	



Destination Region Layout

Reporting Region	Country
Central Africa	BURUNDI
	CAMEROON
	DEMOCRATIC REP OF CONGO
	EQUATORIAL GUINEA
	MALAWI
	SAO TOME AND PRINCIPE
Central America	ARGENTINA
Central Europe	AUSTRIA
	CROATIA (local name Hrvatska)
	CZECH REPUBLIC
	ESTONIA
	GEORGIA
	LUXEMBOURG
	POLAND
	SLOVENIA
	SWEDEN
	SWITZERLAND
Central-America	CUBA
Eastern Africa	DJIBOUTI
	ETHIOPIA
	KENYA
	SOMALIA
	SUDAN
	UGANDA
	UNITED REPUBLIC OF TANZANIA
Eastern Europe	BULGARIA
	LATVIA
	LITHUANIA
	ROMANIA
European Union	UKRAINE
	AUSTRIA

Reporting Region	Country
Western Africa	SIERRA LEONE
	TOGO
Western Europe	FRANCE



Destination Region Layout

Reporting Region	Country
European Union	BELGIUM
	BULGARIA
	CROATIA (local name Hrvatska)
	CYPRUS
	CZECH REPUBLIC
	DENMARK
	ESTONIA
	FINLAND
	FRANCE
	GEORGIA
	GERMANY
	GREECE
	ITALY
	LATVIA
	LITHUANIA
	LUXEMBOURG
	MALTA
	NETHERLANDS
	NORWAY
	POLAND
	PORTUGAL
	ROMANIA
	SLOVENIA
	SPAIN
	SWEDEN
	SWITZERLAND
UKRAINE	
Far East	HONG KONG
	JAPAN
	SINGAPORE
	TAIWAN



Destination Region Layout

Reporting Region	Country
Indian Ocean Island	COMOROS
	MADAGASCAR
	MALDIVES
	MAURITIUS
	MAYOTTE
	REUNION
	SEYCHELLES
Indian Ocean islands	COMOROS
	MADAGASCAR
	MALDIVES
	MAURITIUS
	MAYOTTE
	REUNION
	SEYCHELLES
Middle East	AZERBAIJAN
	BAHRAIN
	IRAN (ISLAMIC REPUBLIC OF)
	ISRAEL
	JORDAN
	KUWAIT
	LEBANON
	OMAN
	PAKISTAN
	QATAR
	SAUDI ARABIA
	SYRIAN ARAB REPUBLIC
	TURKEY
	UNITED ARAB EMIRATES
	YEMEN
New Zealand	NEW ZEALAND
North America (Canada)	CANADA



Destination Region Layout

Reporting Region	Country
North America (Canada)	MEXICO
North-America	CANADA
	MEXICO
	UNITED STATES
Northern Africa	EGYPT
	LIBYAN ARAB JAMAHIRIYA
	MOROCCO
	TUNISIA
Northern Europe	BELGIUM
	DENMARK
	FINLAND
	GERMANY
	NETHERLANDS
	NORWAY
Oceania	AUSTRALIA
	FIJI
	NEW ZEALAND
	TONGA
Russia	RUSSIAN FEDERATION
Russian Federation	RUSSIAN FEDERATION
South America	BRAZIL
	CHILE
	CUBA
	PARAGUAY
	PERU
	URUGUAY
South-America	BRAZIL
	CHILE
	PARAGUAY
	PERU



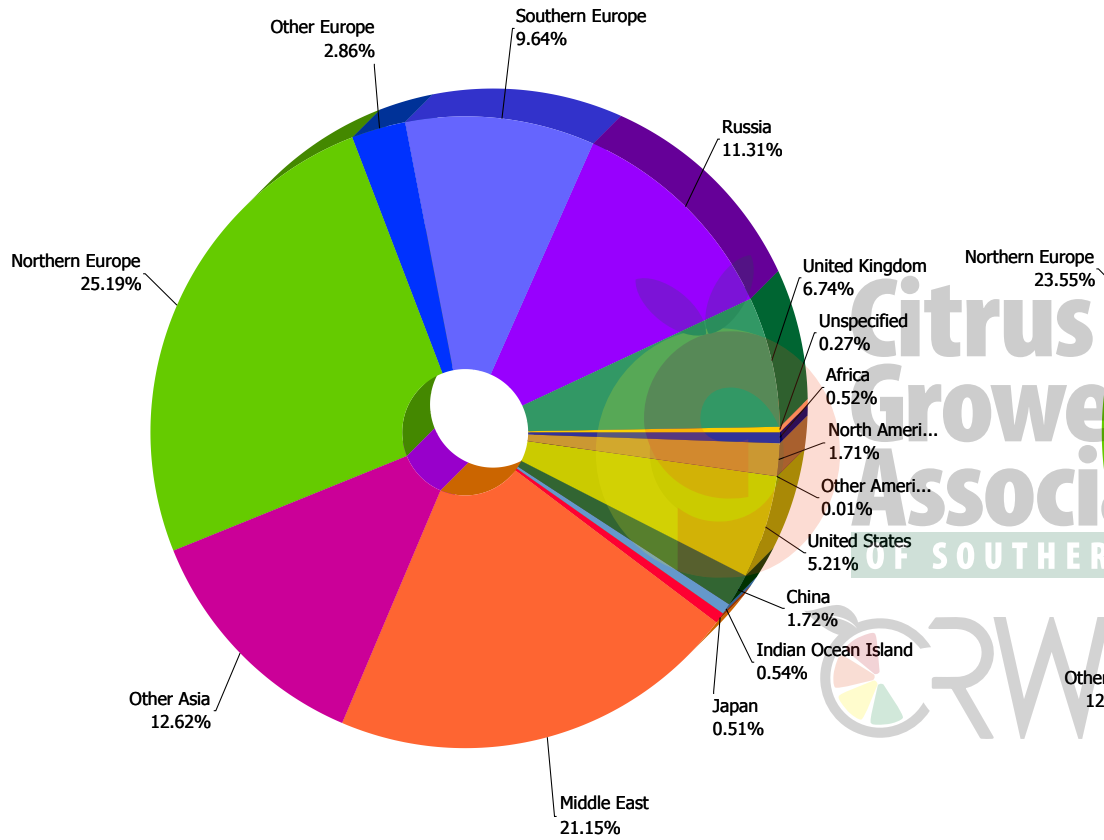
Destination Region Layout

Reporting Region	Country
South-America	URUGUAY
	VENEZUELA
Southern Africa	LESOTHO
	MOZAMBIQUE
	SOUTH AFRICA
	SWAZILAND
	ZAMBIA
	ZIMBABWE
Southern Europe	CYPRUS
	GREECE
	ITALY
	MALTA
	PORTUGAL
	SPAIN
United Kingdom	IRELAND
	UNITED KINGDOM
United States	PUERTO RICO
	UNITED STATES
Western Africa	ANGOLA
	BENIN
	CONGO (REPUBLIC OF)
	COTE D'IVOIRE
	GABON
	GHANA
	MAURITANIA
	NAMIBIA
	NIGERIA
	SENEGAL
	SIERRA LEONE
	TOGO
Western Europe	FRANCE

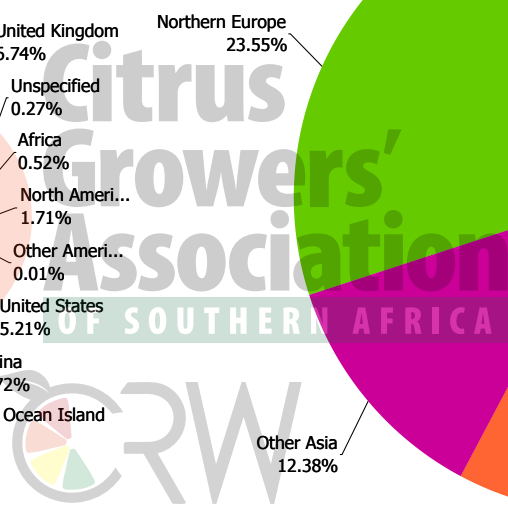
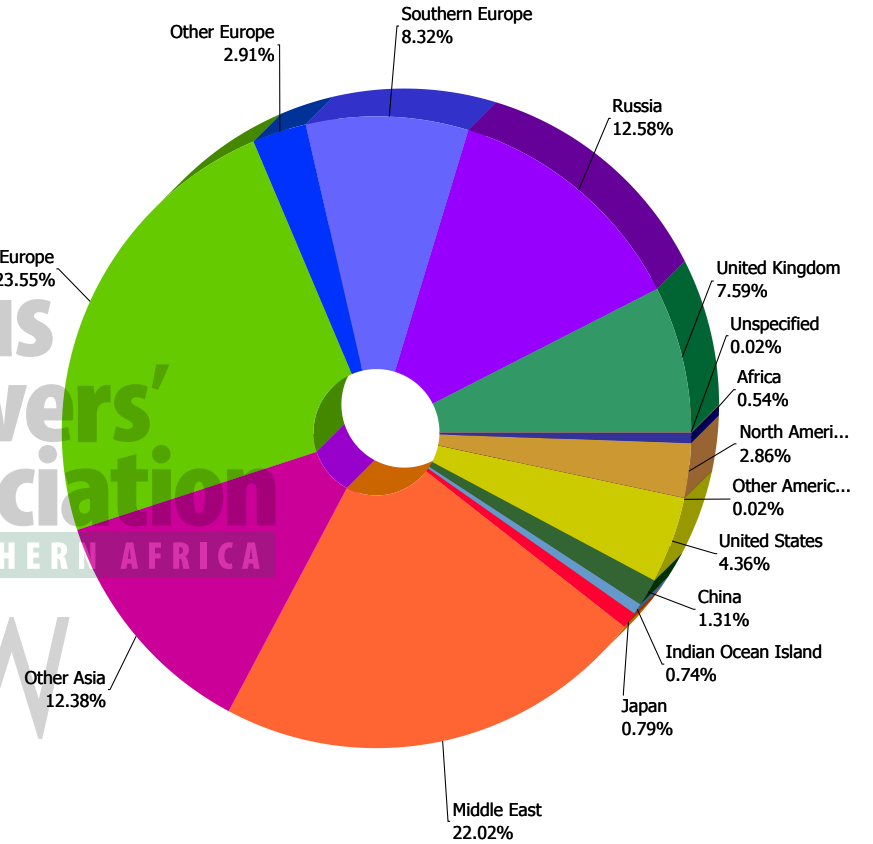


Oranges Exported: Current Season vs Previous Season

Current Season YTD

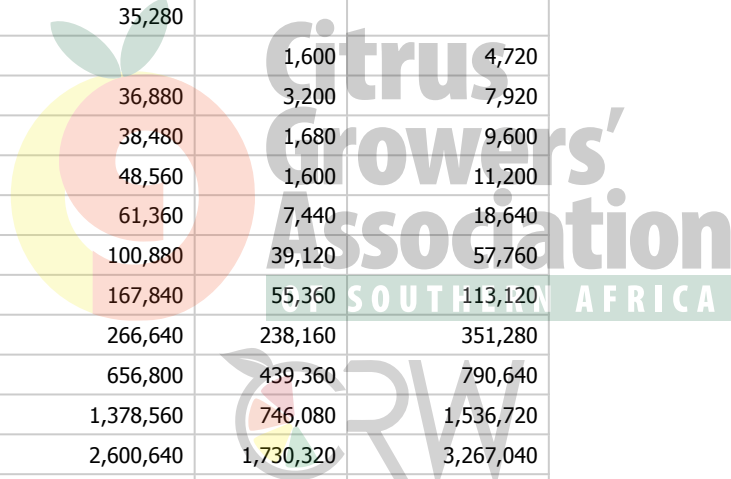


Previous Season YTD



Oranges Exported to All Markets: Current Season vs Previous Season

Week	Current Season		Previous Season		2 Seasons Ago	
	Cur Eqv Ctns	Cur Cum Eqv Ctns	Prev Eqv Ctns	Prev Cum Eqv Ctns	Prev Eqv Ctns	Prev Cum Eqv Ctns
1	1,600	1,600	11,120	11,120	1,520	1,520
2	1,840	3,440	3,200	14,320		
3	800	4,240				
4			14,400	28,720		
5	480	4,720	1,040	29,760		
6	800	5,520	1,600	31,360	1,600	3,120
7			2,320	33,680		
10			1,600	35,280		
11					1,600	4,720
12			1,600	36,880	3,200	7,920
13			1,600	38,480	1,680	9,600
14	1,600	7,120	10,080	48,560	1,600	11,200
15	2,800	9,920	12,800	61,360	7,440	18,640
16	18,960	28,880	39,520	100,880	39,120	57,760
17	47,200	76,080	66,960	167,840	55,360	113,120
18	52,480	128,560	98,800	266,640	238,160	351,280
19	349,048	477,608	390,160	656,800	439,360	790,640
20	503,043	980,652	721,760	1,378,560	746,080	1,536,720
21	1,052,629	2,033,281	1,222,080	2,600,640	1,730,320	3,267,040
22	1,991,083	4,024,364	1,686,880	4,287,520	1,800,640	5,067,680
23	2,118,266	6,142,630	2,282,880	6,570,400	2,652,400	7,720,080
24	2,948,450	9,091,080	2,649,760	9,220,160	2,409,120	10,129,200
25	2,793,712	11,884,792	2,790,560	12,010,720	2,827,680	12,956,880
26	3,748,827	15,633,619	3,626,080	15,636,800	3,419,440	16,376,320
27	3,720,994	19,354,613	3,358,960	18,995,760	3,989,040	20,365,360
28	3,903,718	23,258,331	2,962,640	21,958,400	3,692,640	24,058,000
29	2,875,020	26,133,351	3,354,240	25,312,640	4,798,160	28,856,160
30	4,258,160	30,391,511	2,922,160	28,234,800	4,812,480	33,668,640
31	2,841,789	33,233,299	3,669,760	31,904,560	5,207,120	38,875,760
32	4,346,322	37,579,621	3,494,160	35,398,720	3,479,680	42,355,440
33	4,300,703	41,880,324	3,515,360	38,914,080	5,389,120	47,744,560



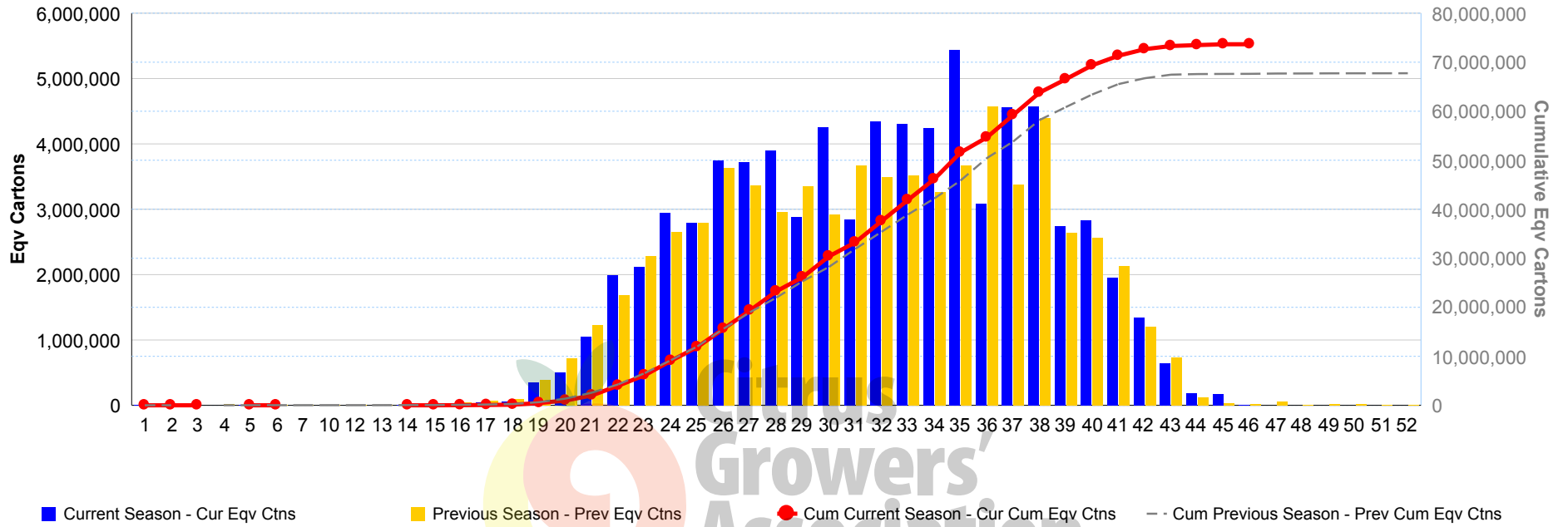
Oranges Exported to All Markets: Current Season vs Previous Season

Week	Current Season		Previous Season		2 Seasons Ago	
	Cur Eqv Ctns	Cur Cum Eqv Ctns	Prev Eqv Ctns	Prev Cum Eqv Ctns	Prev Eqv Ctns	Prev Cum Eqv Ctns
34	4,244,240	46,124,565	3,263,680	42,177,760	4,704,080	52,448,640
35	5,433,662	51,558,227	3,674,800	45,852,560	4,923,280	57,371,920
36	3,090,574	54,648,801	4,578,640	50,431,200	4,677,280	62,049,200
37	4,560,195	59,208,996	3,376,800	53,808,000	4,174,240	66,223,440
38	4,576,325	63,785,321	4,392,160	58,200,160	3,981,440	70,204,880
39	2,742,101	66,527,422	2,635,920	60,836,080	2,059,520	72,264,400
40	2,832,538	69,359,960	2,568,480	63,404,560	1,337,600	73,602,000
41	1,957,254	71,317,213	2,124,400	65,528,960	1,489,840	75,091,840
42	1,341,103	72,658,317	1,200,960	66,729,920	643,760	75,735,600
43	644,472	73,302,789	730,960	67,460,880	402,480	76,138,080
44	184,720	73,487,509	120,720	67,581,600	125,840	76,263,920
45	176,000	73,663,509	26,480	67,608,080	19,600	76,283,520
46	1,600	73,665,109	22,640	67,630,720	36,560	76,320,080
47			59,920	67,690,640	16,240	76,336,320
48			9,760	67,700,400	11,440	76,347,760
49			24,560	67,724,960	22,320	76,370,080
50			15,280	67,740,240	5,840	76,375,920
51			960	67,741,200	3,200	76,379,120
52			4,800	67,746,000		
53					30,880	76,410,000

2 Seasons Ago

16 Nov 2012 8:46:43 AM

Oranges Exported to All Markets: Current Season vs Previous Season

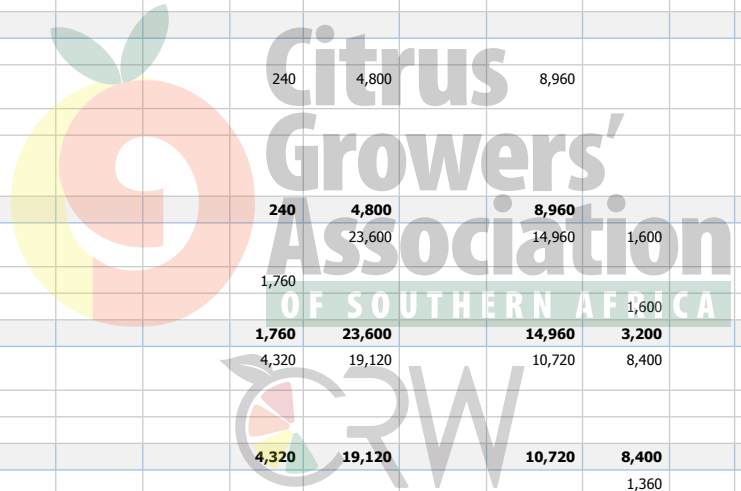


16 Nov 2012 8:46:43 AM



Oranges Exported to All Markets: Current Season per Week, Variety and Destination

Eqv Ctns By Year, Week, Variety Group and Variety	Asia	Central Africa	Central Europe	Eastern Africa	Eastern Europe	Far East	Indian Ocean Island	Middle East	North America (Canada)	Northern Europe	Russia	South America	Southern Africa	Southern Europe	United Kingdom	United States	Western Africa	Western Europe	Region Total
2012 1 Valencia VALENCIAS						1,600													1,600
Weekly Total						1,600													1,600
2 Valencia VALENCIAS						1,600	240												1,840
Weekly Total						1,600	240												1,840
3 Valencia VALENCIAS																	800		800
Weekly Total																	800		800
5 Valencia VALENCIAS							480												480
Weekly Total							480												480
6 Valencia VALENCIAS																	800		800
Weekly Total																	800		800
14 Navels NAVEL SEEDLESS																	1,600		1,600
Weekly Total																	1,600		1,600
15 Navels NAVEL SEEDLESS																	2,800		2,800
Weekly Total																	2,800		2,800
16 Navels LENG																	320		320
Navels NAVEL SEEDLESS						240	4,800			8,960							1,360		15,360
Valencia MALTAISE																	880		880
Variety Group Not Set ORANGES																	2,400		2,400
Weekly Total						240	4,800			8,960							4,960		18,960
17 Navels NAVEL SEEDLESS								23,600		14,960	1,600				1,600		2,080		43,840
Navels NAVELINA							1,760												1,760
Valencia SHAMOUTIS												1,600							1,600
Weekly Total						1,760	23,600			14,960	3,200				1,600		2,080		47,200
18 Navels NAVEL SEEDLESS	1,600					4,320	19,120			10,720	8,400						3,520		47,680
Navels NAVELINA																	3,200		3,200
Valencia VALENCIAS																	1,600		1,600
Weekly Total	1,600					4,320	19,120			10,720	8,400						8,320		52,480
19 Navels BAHIANINHA											1,360								1,360
CARA CARA	1,600					3,200	2,362				3,200								10,362
Navels NAVEL SEEDLESS			4,800			960	8,720	131,681	6,024	60,509	91,840			8,000	8,160		6,552	800	328,046
Navels NAVELINA			3,200					1,600							160				4,960
Valencia VALENCIAS								1,600											1,600
Variety Group Not Set ORANGES								80	1,600	1,040									2,720
Weekly Total	1,600		8,000			4,160	8,720	137,243	6,104	62,109	97,440			8,000	8,320		6,552	800	349,048
20 Navels BAHIANINHA											160								160
CARA CARA						1,600	160				3,200								4,960
Navels NAVEL SEEDLESS	4,800		480		1,600	9,600	8,320	178,240	43,040	50,616	147,360			18,800	14,800	2,880	5,868		486,403
Navels NAVELINA						560			1,600		800				4,800				7,760
Valencia VALENCIAS									1,600	2,160									3,760
Weekly Total	4,800		480		1,600	11,760	8,480	179,840	44,640	52,776	151,520			18,800	14,800	7,680	5,868		503,043
21 Navels BAHIANINHA	1,600							640		80	5,920				160				8,400
CARA CARA								1,600			2,160				2,129				5,889



Oranges Exported to All Markets: Current Season per Week, Variety and Destination

Eqv Ctns By Year, Week, Variety Group and Variety		Asia	Central Africa	Central Europe	Eastern Africa	Eastern Europe	Far East	Indian Ocean Island	Middle East	North America (Canada)	Northern Europe	Russia	South America	Southern Africa	Southern Europe	United Kingdom	United States	Western Africa	Western Europe	Region Total			
2012	21	Navels	NAVEL SEEDLESS	15,639	366	5,920		5,040	26,356	12,080	370,805	54,455	118,646	285,915		27,071	36,722	20,800	5,943		985,756		
			NAVELINA								1,600	80										1,680	
		Valencia	PALMER	1,680							4,984	960	3,120	2,640									13,384
			TURKEY										9,600										9,600
			VALENCIAS										14,800	8,160			4,960						27,920
	Weekly Total		18,919	366	5,920		5,040	26,356	12,080	378,028	57,015	146,326	304,795		29,200	41,842	20,800	5,943		1,052,629			
	22	Late Navel	AUTUMN GOLD									1,600										1,600	
			LATE NAVEL																				
		Navels	BAHIANINHA	5,931					7,360		13,907	4,800	6,665	5,040			1,339						45,042
			CARA CARA	640					3,920		240	1,760		6,960									13,520
			NAVEL SEEDLESS	46,127		17,520		19,970	44,738	15,522	655,829	96,792	293,514	337,920	1,600	60,000	97,705	79,159	7,061				1,773,458
			NAVELATES														994						994
			NAVELINA							640	7,360	10,296	2,560	948			3,457						25,261
		PALMER	400							5,078	2,972	560				295						9,305	
	Valencia	VALENCIAS	5,213				1,600	1,386	6,743		51,360	45,600			10,000							121,902	
	Weekly Total		58,312		17,520		19,970	57,618	17,548	689,157	113,648	358,671	397,028		1,600	60,000	113,790	79,159	7,061		1,991,083		
	23	Late Navel	LATE NAVEL			80																80	
		Navels	AUTUMN GOLD										5,760										5,760
			BAHIANINHA	7,377				14,878	1,680		7,280	14,000	2,440	880			886						49,422
			CARA CARA	4,399				7,835			10,960	7,600	1,200										31,994
FUKUMOTO										560						637						1,197	
NAVEL SEEDLESS			43,298		8,720		71,682	84,518	27,470	735,799	117,076	261,723	177,360		86,131	108,600	2,640	1,376	8,887			1,735,281	
NAVELATES										5,760	1,122					4,800						11,682	
NAVELINA									1,600	4,960						1,600						8,160	
PALMER									3,520	2,800	840	2,080			810						10,050		
Valencia		MIDKNIGHTS	560																			560	
TURKEY								2,640		3,840											6,480		
VALENCIAS	33,040				5,280	6,240	39,600		144,480	26,160				2,800							257,600		
Weekly Total		88,674		8,800		86,560	99,313	35,310	811,079	142,598	419,083	207,680		86,131	120,134	2,640	1,376	8,887		2,118,266			
24	Late Navel	CAMBRIA LATE NAVEL								240											240		
	Navels	ATWOOD										400										400	
		BAHIANINHA	4,967		411		555	13,680		8,121	4,160	3,600	14,080		1,360	4,480	2,080					57,495	
		CARA CARA	934					5,732		2,000	20,818	560	7,200		3,200	17,040						57,484	
		FUKUMOTO										1,840				617						2,457	
		NAVEL SEEDLESS	85,022		16,869		18,085	125,723	14,880	668,088	233,862	298,265	331,360		71,200	128,535	409,280	11,280	6,400			2,418,849	
		NAVELATES								6,080	1,314	1,520			400	1,600						10,914	
		NAVELINA								960	1,680	3,680							1,120			7,440	
	PALMER	240							240	720	454	480				1,040					3,174		
	Valencia	JUVALLE									1,600											1,600	
MIDKNIGHTS					9,600				80	1,680											11,360		
TURKEY								2,400		20,480	5,920										28,800		
VALENCIAS	67,120		3,680		24,000	1,600	80,526		28,032	126,400			4,800	12,080							348,238		
Weekly Total		158,284		20,960		18,640	178,735	16,480	761,375	266,840	356,465	494,160		80,960	147,312	429,440	12,400	6,400		2,948,450			
25	Navels	BAHIANINHA	5,661				400		11,337	720	5,384	11,840			5,967						41,310		
		CAMBRIA									1,600											1,600	
		CARA CARA	12,240		160		91	7,485		2,960	15,520	5,849	80		3,360	1,840						49,585	
		NAVEL	93,200		11,360	4,800	31,349	101,326	12,720	627,645	100,084	381,867	200,880			131,612	138,328	3,200	2,486	11,200		1,852,056	

Oranges Exported to All Markets: Current Season per Week, Variety and Destination


Eqv Ctns By Year, Week, Variety Group and Variety		Asia	Central Africa	Central Europe	Eastern Africa	Eastern Europe	Far East	Indian Ocean Island	Middle East	North America (Canada)	Northern Europe	Russia	South America	Southern Africa	Southern Europe	United Kingdom	United States	Western Africa	Western Europe	Region Total				
2012	27	Valencia	DELTA SEEDLESS	3,200					400						4,800	3,177			158	11,735				
			JUVALLE									28,800										28,800		
			MIDKNIGHTS	1,600		3,680			18,880		34,400	3,200	12,987					4,400			3,042	82,189		
			SALUSTIANAS										6,400				3,200						9,600	
			TOMANGOES	1,360																			1,360	
			TURKEY	10,400		2,840		1,040	6,240	400	12,408		20,092	2,400			7,976	1,600					65,396	
			VALENCIAS	194,240		1,600	1,600	94,880	73,408	2,800	165,593	1,600	566,353	78,720			77,113	59,303		3,200	9,276		1,329,685	
	Weekly Total	323,520		24,480	1,600	161,040	239,835	19,600	538,426	193,612	1,084,542	155,760			290,032	283,236	354,640	17,396	33,276		3,720,994			
	28	Late Navel	CAMBRIA NAVELATE									160										160		
			KIYOMI										3,200										3,200	
			LATE NAVEL						1,600				1,278										2,878	
			ROYAL LATE (RUSTENBURG)	240					2,092		424		800	1,120			160						4,836	
		Navels	BAHIANINHA	3,690		139				1,117		880					3,800	2,480					16,106	
			CAMBRIA								2,560		1,360				2,412						6,332	
			CARA CARA	11,646		659				8,560		9,200	1,840				2,623	1,600					36,129	
			NAVEL SEEDLESS	74,231		9,600	2,960	1,600	129,026	6,640	198,361		505,458	31,680			129,851	123,203		2,880	20,480		1,235,970	
			NAVELATES	6,960		1,310				10,003	320	14,656	122,797	1,840			44,000	23,283		1,157	3,520		229,846	
			PALMER						314			160		800										1,274
			ROBYN NAVEL	1,040									500									2,161		3,701
			TULEGOLD								1,600													1,600
		Valencia	BENNY VALENCIA	6,400		720				1,440		8,160		119,763			18,960					5,120	160,563	
			DELTA SEEDLESS	5,840			3,200			301		3,440		6,280			1,297	6,400					26,758	
			JUVALLE											7,360									7,360	
			MIDKNIGHTS	2,240	26,320		320				33,956		26,480				20,015			1,840	6,400		189,340	
			SHAMOUTIS									1,360												1,360
			TURKEY	5,600		1,028				15,930		8,939	17,447				6,414	480					55,838	
			VALENCIAS	1,840	175,826		15,024		12,160	114,293	3,200	202,668	782,229	40,593	3,200		399,534	143,341		5,840	20,720		1,920,468	
Weekly Total			9,920	311,954		28,800	6,160	13,760	318,632	10,160	468,327	1,616,241	116,593	3,200		629,066	302,947		11,717	56,240		3,903,718		
29	Late Navel	CAMBRIA NAVELATE													560						560			
		KIYOMI										8,000										8,000		
		LATE NAVEL	1,600					1,116		7,280	2,050											12,046		
	Navels	ROYAL LATE (RUSTENBURG)	1,520					400		1,040	30	82				160						3,232		
		AUTUMN GOLD	3,200									1,276											4,476	
		BAHIANINHA	1,600							1,121	2,000	1,415				1,088	2,000					9,224		
		CAMBRIA	4,560						3,920		924	80				7,337						16,821		
		CARA CARA	5,840					8,320		1,360	21,120	4,960	1,600					25,280				68,480		
		NAVEL SEEDLESS	61,760	800	5,040		6,880	85,076	11,636	201,210	83,296	194,326	20,320			156,647	67,840	151,520	960	22,800		1,070,110		
		NAVELATES	15,200						204	58,516	6,640	45,233	15,200			36,320	25,600	117,520	1,600	1,600		349,013		
		NAVELINA																	1,040				1,040	
		PALMER	400																				400	
		ROBYN NAVEL									1,200	107					250						1,557	
RUBY NAVEL	1,600																				1,600			
TULEGOLD	240																				240			
Valencia	BENNY	400		320					6,158		8,466				3,360						18,704			

Oranges Exported to All Markets: Current Season per Week, Variety and Destination

Eqv Ctns By Year, Week, Variety Group and Variety			Asia	Central Africa	Central Europe	Eastern Africa	Eastern Europe	Far East	Indian Ocean Island	Middle East	North America (Canada)	Northern Europe	Russia	South America	Southern Africa	Southern Europe	United Kingdom	United States	Western Africa	Western Europe	Region Total			
2012	31	Navels	AUTUMN GOLD					1,592		4,960	1,600	2,309							1,200		11,661			
			BAHIANINHA		80						80												160	
			CAMBRIA		9,076		720			4,640		160		320				240	80			1,840	17,076	
			CAMBRIA GOLD		1,600									1,600				8,400					11,600	
			CARA CARA	1,280	7,760					1,280		3,120	1,600	3,200									18,240	
			LANE LATE NAVELS		1,600									1,600				8,000				1,360	12,560	
			NAVEL SEEDLESS	320	41,165		14,400		2,349	77,520	1,600	99,600	31,520	180,458	1,680			138,023	104,880	11,200		12,400	717,115	
			NAVELATES		21,680					5,520	800	77,687	15,200	96,077				94,695	28,960	12,800	1,360	2,080	356,859	
			NAVELINA									400												400
			ROBYN NAVEL		2,480						1,600		6,800	7,680	4,720					2,185				25,465
			RUBY NAVEL												400									400
	SANTA CATARINA										4,800											4,800		
	WITKRANS NAVEL							5,208												400		5,608		
	Valencia	BENNY VALENCIA		6,859				2,000	960		7,600		96,160				7,520	1,680				122,778		
		DELTA SEEDLESS		17,128		880		10,751	6,820	1,280	26,695	12,264	69,543	80			12,880	22,484			80	180,886		
		MIDKNIGHTS		80,686		5,200		38,724	101,489	320	55,500	8,216	91,961	2,960			84,902	55,454			11,200	536,612		
		TAROCCO																2,000					2,000	
		TURKEY				320			1,600		1,280		3,221					800					7,221	
		VALENCIAS		127,086		2,480		64,816	42,987	1,200	88,572	2,160	189,726	18,320			111,330	68,030		1,600	6,320	724,626		
	Weekly Total			3,200	321,520		25,600		118,640	254,656	5,200	380,482	81,520	760,337			480,320	296,154	25,600	4,560	59,760	2,841,789		
32	Late Navel	AUTUMN GOLD LATE NAVEL						1,600													1,600			
		CAMBRIA NAVELATE														320						320		
		KIYOMI											6,217									6,217		
		LATE NAVEL		10,880					10,240		15,840	4,800		22,320			4,320	4,149		1,600	880	75,029		
		ROYAL LATE (RUSTENBURG)		240							1,520			960			1,840					4,560		
	WITKRANS NAVELATE		880					5,517		1,200										160	7,757			
	Navels	AUTUMN GOLD NAVEL				1,600							326					4,240	80			6,246		
		AUTUMN GOLD									5,446	1,040							3,280			9,766		
		CAMBRIA	1,600	4,960		80					11,200		4,148	160			4,720	1,680				28,548		
		CAMBRIA GOLD				1,600			6,080		8,880		1,600				1,600					19,760		
		CARA CARA				80				1,600	160								3,200			5,040		
		LANE LATE NAVELS									1,600			2,800				480				4,880		
		NAVEL SEEDLESS		30,800		3,200		201	57,120	1,360	194,425	14,560	58,468	7,360			19,847	25,974	83,600	1,520	13,759	512,194		
		NAVELATES		17,993		1,440		82	21,603	2,800	89,037	11,840	62,725	80			2,960	10,640	230,880		10,881	462,961		
	ROBYN NAVEL		3,280							10,960	640	5,523					826				21,228			
WITKRANS NAVEL										320											320			
Valencia	BENNY VALENCIA		8,728		3,680			6,400	240	8,160		72,470				4,640	2,720				107,038			
	CLANORS								1,600													1,600		
	DELTA	800	59,945		1,597	291	9,470	31,309	720	30,437	35,801	172,424	42,960			76,693	33,440			75,120	571,006			

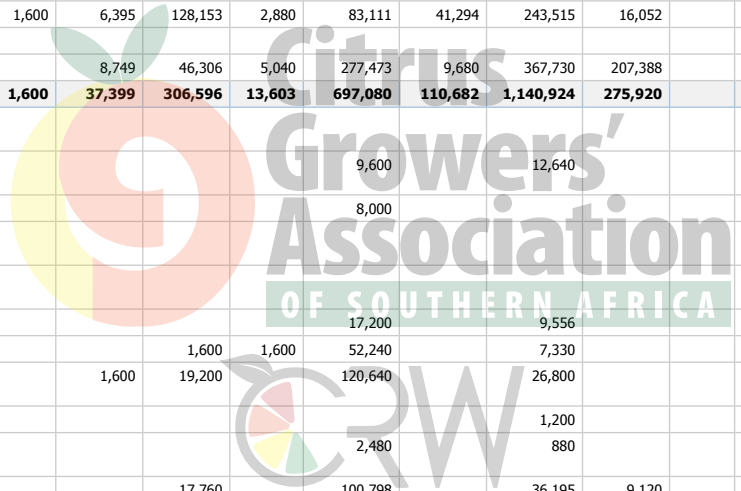
Oranges Exported to All Markets: Current Season per Week, Variety and Destination

Eqv Ctns By Year, Week, Variety Group and Variety		Asia	Central Africa	Central Europe	Eastern Africa	Eastern Europe	Far East	Indian Ocean Island	Middle East	North America (Canada)	Northern Europe	Russia	South America	Southern Africa	Southern Europe	United Kingdom	United States	Western Africa	Western Europe	Region Total			
2012	32	Valencia	SEEDLESS																				
			MALTAISE									80										80	
			MIDKNIGHTS	8,800	245,063	5,620	58	5,367	275,908		107,068	48,228	178,879	123,440			131,626	84,322		5,840	48,240	1,268,460	
			TAROCCO															1,280					1,280
			TURKEY			480							1,014				80						1,574
			VALENCIAS		115,699	7,744	233	58,640	47,945	2,240	194,584	1,680	272,323	217,576			213,473	42,480		2,880	51,360	1,228,858	
	Weekly Total		11,200	498,468	24,000	3,702	73,760	463,722	10,560	680,517	118,909	836,198	417,656			460,519	213,832	321,040	11,840	200,400	4,346,322		
	33	Late Navel	AUTUMN GOLD LATE NAVEL										18,240									18,240	
			CAMBRIA NAVELATE		1,600				3,200									1,600				6,400	
			LATE NAVEL		1,600				11,680		6,160		19,600				14,230	3,200		1,419	18,192	76,082	
			ROYAL LATE (RUSTENBURG)						5,440				1,760	240								7,440	
			WITKRANS NAVELATE								320												320
		Navels	AUTUM GOLD NAVEL		1,600	1,600			9,600		11,200						8,000						32,000
			AUTUMN GOLD		4,160				1,440		15,120		2,805				4,400	2,749	2,320				32,994
			CAMBRIA		5,600				1,360	1,600	9,840		2,449				9,760	1,360					31,969
			CAMBRIA GOLD		7,680				8,080		22,640						68,240	14,000			8,000		166,720
			CARA CARA						720								150			800			1,670
			LANE LATE NAVELS								24,000		8,000								4,800		36,800
			NAVEL SEEDLESS		21,440	4,800			38,491	2,400	103,733		130,740	7,920			82,000	60,369	880	8,880	37,857		499,510
			NAVELATES		1,600			240	46,233		56,640	3,280	59,542	25,920			43,840	15,040		3,360	25,280		280,975
ROBYN NAVEL				480				1,600		720		3,074				3,200	1,600					10,674	
SWEET NAVELS												1,600										1,600	
Valencia		BENNY VALENCIA		4,000				11,520		7,120		103,564				6,080	4,400					136,684	
		DELTA SEEDLESS		38,755	6,390	400	2,591	18,623		43,132	34,560	287,144	94,400			62,639	59,498	1,600		53,542		703,275	
		MIDKNIGHTS	3,200	135,806	12,627	3,760	1,497	109,627	1,600	143,142	30,160	153,261	68,480			171,295	87,129		3,200	13,034		937,818	
		MORO'S																		160			160
		SALUSTIANAS										1,600										1,600	
	TAROCCO															880					880		
VALENCIAS		57,360	14,582	2,480	3,672	44,369		233,360	13,040	395,671	188,240			247,011	66,417		2,375	45,730		1,314,307			
Weekly Total		3,200	281,680	40,000	6,640	8,000	311,983	5,600	677,927	81,040	1,209,557	403,840			721,565	318,242	4,800	20,194	206,435	4,300,703			
34	Late Navel	CAMBRIA NAVELATE							4,800		1,600				1,520						7,920		
		LATE NAVEL	1,600	16,320				5,280		8,000												31,200	
		ROYAL LATE (RUSTENBURG)										320										320	
		WITKRANS NAVELATE						2,400		400												2,800	
	Navels	AUTUM GOLD NAVEL						1,600		11,200												12,800	
		AUTUMN GOLD		1,760						6,616						2,240	160	3,200		6,400		20,376	
		CAMBRIA						1,600		8,880	400	560				3,200	2,640			1,600		18,880	
CAMBRIA GOLD		16,000				20,400		66,160			26,880			27,200	3,200				14,400		174,240		



Oranges Exported to All Markets: Current Season per Week, Variety and Destination

Eqv Ctns By Year, Week, Variety Group and Variety		Asia	Central Africa	Central Europe	Eastern Africa	Eastern Europe	Far East	Indian Ocean Island	Middle East	North America (Canada)	Northern Europe	Russia	South America	Southern Africa	Southern Europe	United Kingdom	United States	Western Africa	Western Europe	Region Total			
2012	34	Navels	CARA CARA													3,200	3,200			6,400			
			LANE LATE NAVELS							320		1,600										1,920	
			NAVEL SEEDLESS		34,400				36,296	1,600	103,040	12,880	52,880				12,800	4,800	28,800	960	8,160	296,616	
			NAVELATES		8,000	1,600		1,930	20,657		52,480	1,040	38,160				14,480	3,840	35,680		5,600	183,467	
			NAVELINA						3,200			5,520											8,720
			ROBYN NAVEL								2,647	2,800					800				6,400		12,646
			WITKRANS NAVEL						7,502														7,502
	Pigmented Orange	GUSOCORA SEEDLESS						560		1,120		1,280				3,040				480	6,480		
		Valencia																					
			BENNY VALENCIA		2,480	4,800		4,160				61,440	320			14,960	6,320				94,480		
			DELTA SEEDLESS		62,178	4,628		20,325	28,482	4,083	70,834	37,068	344,958	52,160		58,650	70,942	4,800		12,584	771,692		
			MIDKNIGHTS		205,096	18,613	1,600	6,395	128,153	2,880	83,111	41,294	243,515	16,052		105,906	132,038			42,745	1,027,397		
			TAROCCO													2,320					2,320		
			VALENCIAS		92,966	24,759		8,749	46,306	5,040	277,473	9,680	367,730	207,388		260,693	210,369			44,911	1,556,063		
			Weekly Total	1,600	439,200	54,400	1,600	37,399	306,596	13,603	697,080	110,682	1,140,924	275,920		504,689	440,628	75,680	960	143,280	4,244,240		
	35	Late Navel	AUTUMN GOLD NAVELATES														532				532		
			CAMBRIA NAVELATE		1,600						9,600		12,640				4,800	3,200				31,840	
			LATE NAVEL								8,000						3,200	160				11,360	
			WITKRANS NAVELATE		1,520																	1,520	
		Navels	AUTUM GOLD NAVEL														1,600					1,600	
AUTUMN GOLD				160						17,200		9,556				23,605	2,720	1,680		1,600	56,521		
CAMBRIA				1,600				1,600	1,600	52,240		7,330				7,552	4,811	5,520		560	82,813		
CAMBRIA GOLD				11,200			1,600	19,200		120,640		26,800				22,400	6,400			4,800	213,040		
CARA CARA												1,200									1,200		
LANE LATE NAVELS										2,480		880									3,360		
NAVEL SEEDLESS				9,600				17,760		100,798		36,195	9,120			39,360	8,000	16,320		240	237,393		
NAVELATES				485						40,321	400	49,886	800			33,084	17,749	128,320		1,680	272,723		
ROBYN NAVEL										1,600		320								1,680	3,600		
Pigmented Orange		GUSOCORA SEEDLESS	320	1,600	720		2,240	3,200			2,001	2,960			6,720				2,320	22,081			
Valencia		BENNY VALENCIA		1,520	1,600			2,720		3,200		49,920	2,640			10,656	36,240			20,800	129,296		
		DELTA SEEDLESS	3,760	89,600	13,135		28,347	44,243		55,493	35,527	276,397	61,225			112,711	79,340		160	3,184	803,123		
		MCCLEAN VALENCIAS										800				240				400	1,440		
		MIDKNIGHTS	14,080	218,552	14,705		51,067	144,630	1,600	124,891	50,631	303,691	72,965			171,596	115,378	51,920	4,720	42,240	1,382,667		
		MORO'S																	240		240		
		SALUSTIANAS		1,600						1,600										4,800	4,800		
	TAROCCO																			44,800			
	VALENCIA LATES																			44,800			
	VALENCIAS	5,840	140,963	23,751		66,546	57,447	3,200	497,903	7,040	453,336	256,126			378,927	177,339		4,400	51,696	2,124,513			
	Weekly Total	24,000	480,000	53,911	149,799	290,800	6,400	1,080,766	93,598	1,230,952	405,836			816,450	451,869	203,760	9,520	136,000	5,433,662				

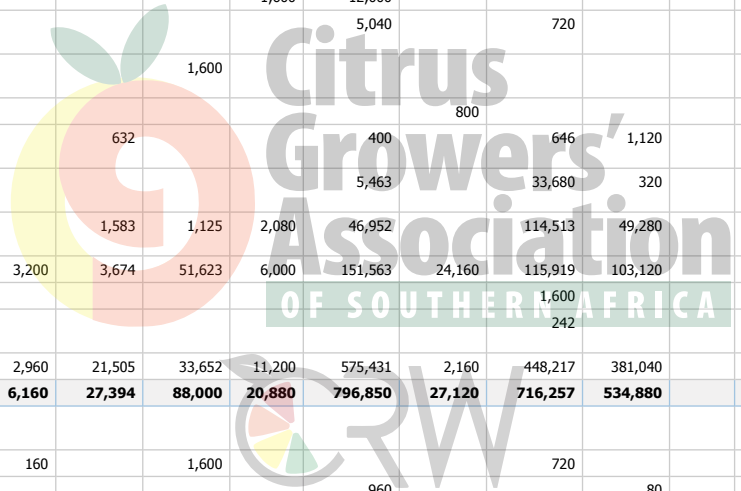


Oranges Exported to All Markets: Current Season per Week, Variety and Destination

Eqv Ctns By Year, Week, Variety Group and Variety				Asia	Central Africa	Central Europe	Eastern Africa	Eastern Europe	Far East	Indian Ocean Island	Middle East	North America (Canada)	Northern Europe	Russia	South America	Southern Africa	Southern Europe	United Kingdom	United States	Western Africa	Western Europe	Region Total		
2012	36	Late Navel	AUTUMN GOLD										160										160	
			LATE NAVEL																					
													1,600				720	1,120				3,440		
		Navels	AUTUMN GOLD								1,840		4,880					1,200	560				8,480	
			CAMBRIA	2,000						5,360	43,168		18,560	80				1,040					70,208	
			CAMBRIA GOLD	4,800						22,400	35,280		2,240					3,200	1,600			8,000	77,520	
			CARA CARA	1,600																				1,600
			LANE LATE NAVELS									3,120						1,600				1,600	6,320	
			NAVEL SEEDLESS	400							1,840	14,080	3,200	11,600				11,760	1,600		1,200		45,680	
			NAVELATES	720					80			18,400		5,840	880			14,320	1,680		1,600	3,200	46,720	
			NAVELINA															2,960					2,960	
		ROBYN NAVEL									160											160		
		Pigmented Orange	GUSOCORA SEEDLESS				80			3,200			3,122				3,280						9,682	
			Valencia	1,600									124,800				6,400	640					133,440	
			DELTA SEEDLESS	54,640	58,963		5,680	4,320	29,893	15,120	2,480	4,960	216,360	21,760			17,120	25,109					456,405	
			MCCLEAN VALENCIAS		1,440																		1,440	
			MIDKNIGHTS		109,426		14,400	1,680	27,200	81,010	2,240	52,400	17,680	231,086	31,520		100,505	123,758	1,600	3,176	23,520		821,201	
			TAROCCO																		1,600		1,600	
			TURKEY										240										240	
		VALENCIAS	56,320	85,680		15,840	320	84,320	26,080	7,040	53,280	17,600	506,235	71,440		224,055	231,429		3,040	20,640		1,403,319		
		Weekly Total	112,560	265,029		36,000	6,320	141,493	153,170	13,600	226,688	38,480	1,126,723	125,680		387,120	388,536	1,600	9,016	58,560		3,090,574		
37	Late Navel	AUTUMN GOLD											129						480			609		
		LATE NAVEL																						
													3,200				1,600					4,800		
		Navels	AUTUMN GOLD							719			2,880					1,040					5,440	
			CAMBRIA	3,200						5,760	3,840		1,386				3,440					17,626		
			CAMBRIA GOLD	16,000						3,200	22,400		9,600				4,800	2,000			1,600		59,600	
			LANE LATE NAVELS								8,080												8,080	
			NAVEL SEEDLESS							8,000	4,240	320	2,149				3,200	2,400		960			21,269	
			NAVELATES	1,600								14,400		1,172				1,084	6,960				25,216	
		Pigmented Orange	GUSOCORA SEEDLESS					720	1,600		1,692		3,760	9,520									17,292	
	Valencia					1,600				2,000		74,880				1,600	24,720					104,800		
		DELTA SEEDLESS	68,740		1,360		12,480	4,240		111,316	5,200	239,398	75,120		47,789	42,100			1,600		609,343			
		MIDKNIGHTS	3,200	118,044		16,571	2,160	10,640	50,720	8,000	276,047	12,560	357,349	47,520		81,365	154,905	250,560	7,850	22,160		1,419,651		
		VALENCIAS		103,937		17,269	1,600	60,560	36,880	1,600	798,229	4,320	576,068	349,600		92,366	188,742		3,699	31,600		2,266,470		
		Weekly Total	3,200	311,520		36,800	3,760	84,400	114,320	9,600	1,246,724	22,400	1,266,692	481,760		235,600	416,430	257,520	12,509	56,960		4,560,195		
38	Navels	CAMBRIA		2,960					160	480	1,600		1,840					377				7,417		
		CAMBRIA GOLD							1,600		1,600		1,600					480				5,280		
		LANE LATE NAVELS		1,600							4,426		2,510										8,536	

Oranges Exported to All Markets: Current Season per Week, Variety and Destination

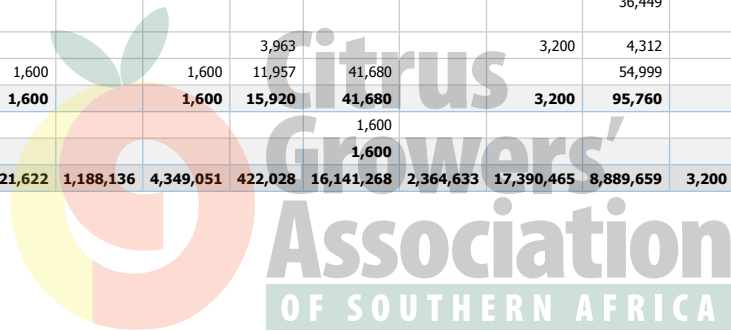
Eqv Ctns By Year, Week, Variety Group and Variety		Asia	Central Africa	Central Europe	Eastern Africa	Eastern Europe	Far East	Indian Ocean Island	Middle East	North America (Canada)	Northern Europe	Russia	South America	Southern Africa	Southern Europe	United Kingdom	United States	Western Africa	Western Europe	Region Total	
2012	38	Navels	NAVEL SEEDLESS						7,920	160	9,600				3,440	1,600		240		22,960	
			NAVELATES							320		3,291	80			1,840	1,303				6,834
	Pigmented Orange	GUSOCORA SEEDLESS	7,200					2,027		1,600		5,600	525								16,951
		Valencia	BENNY VALENCIA	1,120						160			720								2,000
	Valencia	DELTA SEEDLESS	720	44,966			2,769	23,840	8,130	1,762	65,363	9,600	16,640	67,075		3,360	4,480		322	11,040	260,067
		MIDKNIGHTS	4,400	113,588	160	16,000	2,031	26,400	75,067	12,720	351,520	26,960	579,459	72,160		126,398	143,135	6,960	1,176	80	1,558,212
		MORO'S											400				1,509				1,909
		VALENCIAS	1,280	109,686		9,600	3,440	84,240	53,608	15,438	990,477		392,352	660,400		128,562	111,396		5,678	120,000	2,686,157
	Weekly Total		6,400	281,120	160	25,600	8,240	134,480	140,591	30,400	1,424,985	36,720	1,013,292	800,960		263,600	264,280	6,960	7,416	131,120	4,576,325
	39	Late Navel	CAMBRIA NAVELATE										720								720
Navels			CAMBRIA						1,600	12,000						1,600				15,200	
Navels		LANE LATE NAVELS								5,040		720								5,760	
		NAVEL SEEDLESS							1,600											1,600	
Navels		NAVELATES									800					80				880	
		Pigmented Orange	GUSOCORA SEEDLESS	2,101				632		400		646	1,120							4,899	
Valencia		BENNY VALENCIA								5,463		33,680	320							39,463	
		DELTA SEEDLESS	21,712				1,583	1,125	2,080	46,952		114,513	49,280			32,874		1,600		271,719	
Valencia		MIDKNIGHTS	101,180		9,600	3,200	3,674	51,623	6,000	151,563	24,160	115,919	103,120			63,467	25,600	12,720		671,827	
		TOMANGOES											1,600							1,600	
Valencia	VALENCIA LATES											242							242		
	VALENCIAS	143,247		11,440	2,960	21,505	33,652	11,200	575,431	2,160	448,217	381,040			85,980		11,360		1,728,191		
Weekly Total		268,240		21,040	6,160	27,394	88,000	20,880	796,850	27,120	716,257	534,880			184,000	25,600	25,680		2,742,101		
40	Late Navel	CAMBRIA NAVELATE	640																	640	
		Navels	CAMBRIA	1,600		160		1,600				720								4,080	
	Pigmented Orange	GUSOCORA SEEDLESS	640							960			80							1,680	
		Valencia	BENNY VALENCIA							827		960	320							2,107	
	Valencia	DELTA SEEDLESS	13,122	1,173	8,160	1,600		1,293		43,395	2,157	16,000	70,815			9,680				167,395	
		MIDKNIGHTS	54,953	1,067	1,760		2,880	30,961	6,786	209,812	60,786	124,733	141,105			90,446	1,600	3,198		730,087	
	Valencia	VALENCIAS	108,881	1,040	18,080	6,240	5,120	67,826	9,857	999,905	1,057	137,509	484,401			78,354		8,281		1,926,549	
Weekly Total		179,835	3,280	28,000	8,000	8,000	101,680	16,643	1,254,899	64,000	279,921	696,720			178,480	1,600	11,479		2,832,538		
41	Navels	CAMBRIA						960												960	
	Pigmented Orange	GUSOCORA SEEDLESS	160																	160	
		Valencia	BENNY VALENCIA										480							480	
	Valencia	DELTA SEEDLESS	6,960					400		9,200		3,360	92,880			3,200				116,000	
		MIDKNIGHTS	49,065			5,360		21,340	3,289	132,205	17,007	8,480	184,560			17,486		2,044		440,835	
Valencia	VALENCIAS	97,495			2,640		32,660	25,653	573,022	1,873	45,840	608,080			8,114		3,440		1,398,818		
Weekly Total		153,680			8,000		54,400	29,902	714,428	18,880	57,680	886,000			28,800		5,484		1,957,254		
42	Valencia	DELTA	80			4,080		314		1,680		1,280	29,280		1,600					38,314	



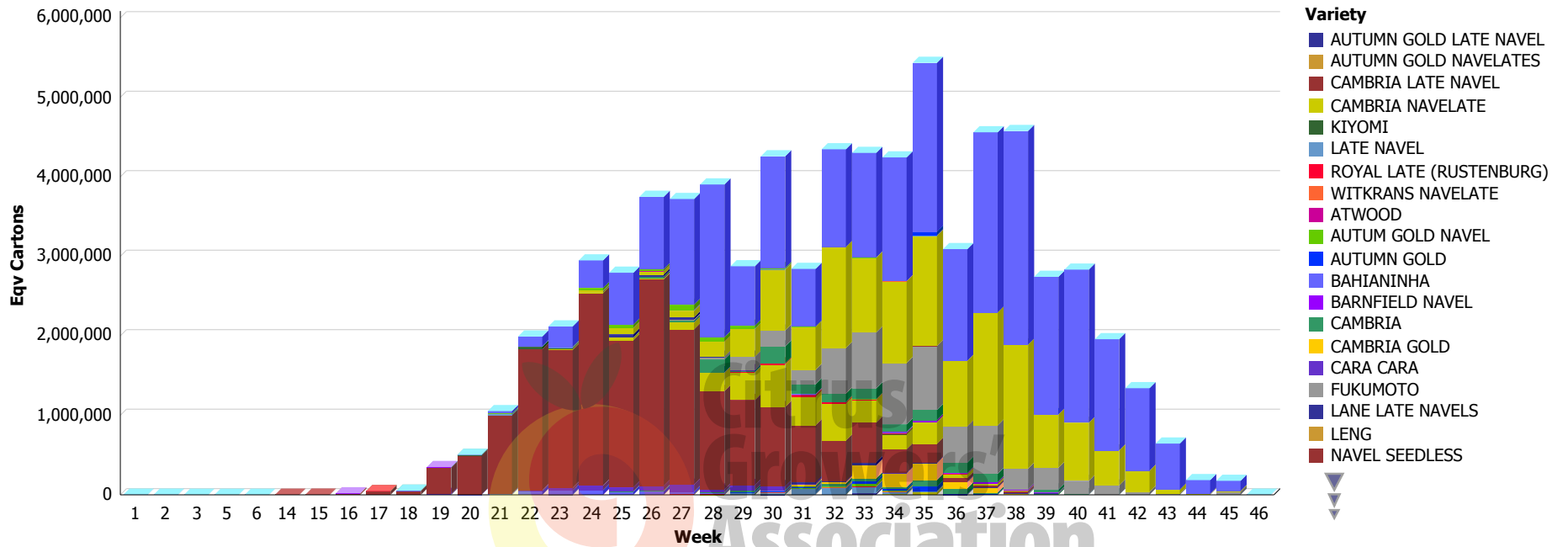
Oranges Exported to All Markets: Current Season per Week, Variety and Destination

Eqv Ctns By Year, Week, Variety Group and Variety			Asia	Central Africa	Central Europe	Eastern Africa	Eastern Europe	Far East	Indian Ocean Island	Middle East	North America (Canada)	Northern Europe	Russia	South America	Southern Africa	Southern Europe	United Kingdom	United States	Western Africa	Western Europe	Region Total		
2012	42	Valencia	SEEDLESS																				
		MIDKNIGHTS		22,320					6,714	5,280	48,279	9,280	2,160	168,863						2,307		265,203	
		VALENCIAS		63,120		12,000			13,852	6,800	358,917		14,160	563,777				1,600		3,360		1,037,586	
		Weekly Total		85,520		16,080		20,880	12,080	408,876	9,280	17,600	761,920				3,200		5,667		1,341,103		
	43	Valencia	DELTA SEEDLESS				5,200			1,353	1,600			4,240						880		13,273	
		MIDKNIGHTS		23,573		2,500			1,920	1,001	2,723	560	3,992	11,840						4,080		52,189	
		VALENCIAS		110,907		10,460			8,400	34,998	195,917	1,040	17,128	179,920				6,400		13,840		579,010	
		Weekly Total		134,480		18,160		10,320	37,352	200,240	1,600	21,120	196,000				6,400		18,800		644,472		
	44	Valencia	DELTA SEEDLESS											8,302								8,302	
		MIDKNIGHTS		1,200							2,320			640								4,160	
		VALENCIAS		45,840		3,200	3,200	1,600	4,720	38,640			4,800	66,338						3,920		172,258	
		Weekly Total		47,040		3,200	3,200	1,600	4,720	40,960			4,800	75,280						3,920		184,720	
	45	Valencia	DELTA SEEDLESS											36,449								36,449	
		MIDKNIGHTS							3,963				3,200	4,312								11,475	
		VALENCIAS		1,600		1,600	1,600	1,600	11,957	41,680				54,999		1,680	3,200			9,760		128,076	
		Weekly Total		1,600		1,600	1,600	1,600	15,920	41,680			3,200	95,760		1,680	3,200			9,760		176,000	
	46	Valencia	VALENCIAS								1,600											1,600	
		Weekly Total									1,600											1,600	
	Total			200,400	5,816,035	6,286	543,546	121,622	1,188,136	4,349,051	422,028	16,141,268	2,364,633	17,390,465	8,889,659	3,200	1,600	6,615,872	5,072,448	2,796,303	268,084	1,474,471	73,665,109

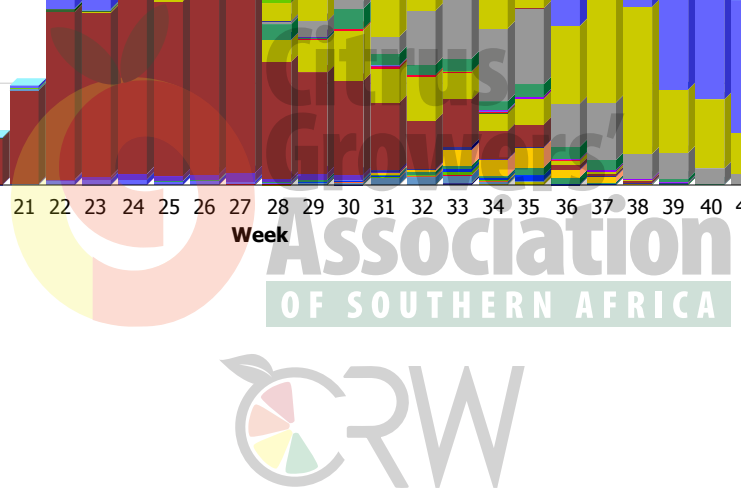
16 Nov 2012 8:46:43 AM



Oranges Exported to All Markets: Current Season per Week and Variety



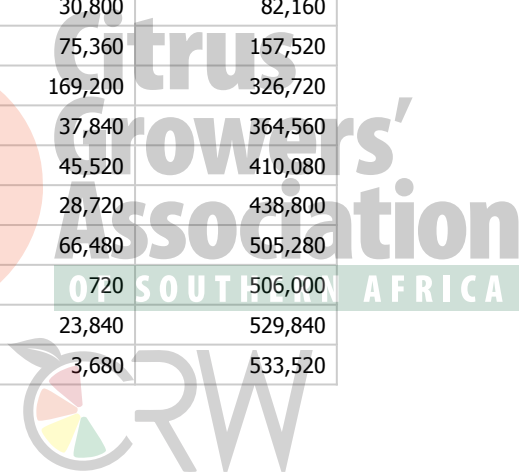
16 Nov 2012 8:46:43 AM



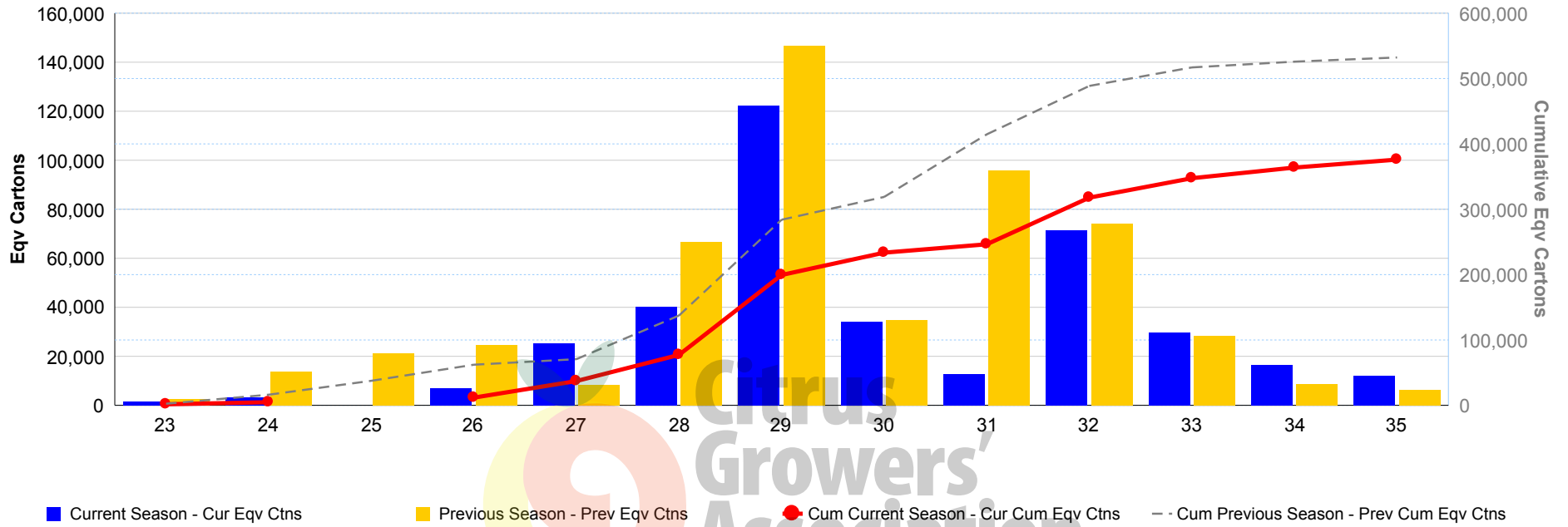
Oranges Exported to Japan: Current Season vs Previous Season

Week	Current Season		Previous Season		2 Seasons Ago	
	Cur Eqv Ctns	Cur Cum Eqv Ctns	Prev Eqv Ctns	Prev Cum Eqv Ctns	Prev Eqv Ctns	Prev Cum Eqv Ctns
19					10,000	10,000
22					1,600	11,600
23	1,600	1,600	2,480	2,480	8,160	19,760
24	3,200	4,800	13,760	16,240	9,840	29,600
25			21,280	37,520	2,000	31,600
26	6,960	11,760	24,640	62,160	19,760	51,360
27	25,360	37,120	8,480	70,640		
28	40,080	77,200	66,720	137,360	30,800	82,160
29	122,240	199,440	146,640	284,000	75,360	157,520
30	34,160	233,600	34,880	318,880	169,200	326,720
31	12,800	246,400	95,760	414,640	37,840	364,560
32	71,403	317,803	74,080	488,720	45,520	410,080
33	29,680	347,483	28,320	517,040	28,720	438,800
34	16,320	363,803	8,800	525,840	66,480	505,280
35	12,160	375,963	6,400	532,240	0 720	506,000
36					23,840	529,840
37					3,680	533,520

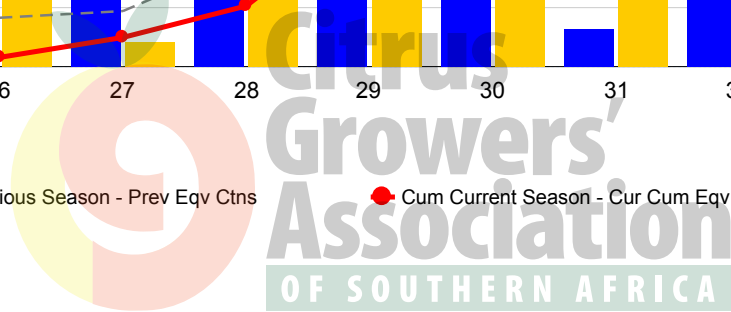
16 Nov 2012 8:46:43 AM



Oranges Exported to Japan: Current Season vs Previous Season

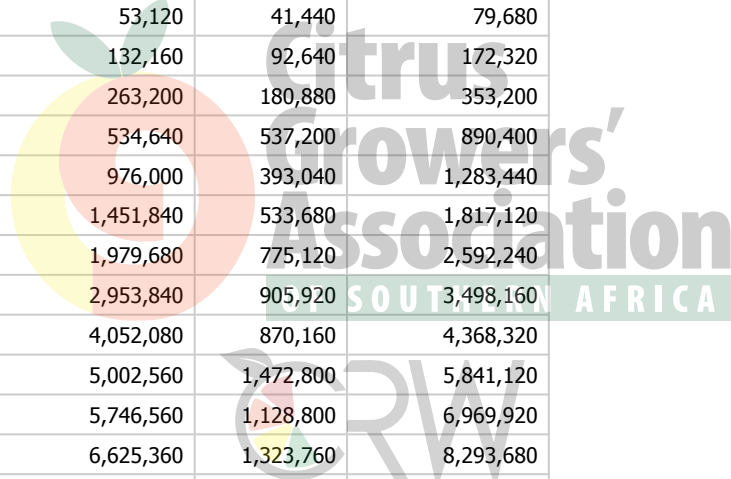


16 Nov 2012 8:46:43 AM



Oranges Exported to Northern Europe: Current Season vs Previous Season

Week	Current Season		Previous Season		2 Seasons Ago	
	Cur Eqv Ctns	Cur Cum Eqv Ctns	Prev Eqv Ctns	Prev Cum Eqv Ctns	Prev Eqv Ctns	Prev Cum Eqv Ctns
2			1,600	1,600		
4			11,200	12,800		
10			1,600	14,400		
14					1,600	1,600
15					5,760	7,360
16	8,960	8,960	6,400	20,800	14,400	21,760
17	14,960	23,920	13,200	34,000	16,480	38,240
18	10,720	34,640	19,120	53,120	41,440	79,680
19	62,109	96,749	79,040	132,160	92,640	172,320
20	52,776	149,525	131,040	263,200	180,880	353,200
21	146,326	295,851	271,440	534,640	537,200	890,400
22	358,671	654,522	441,360	976,000	393,040	1,283,440
23	419,083	1,073,605	475,840	1,451,840	533,680	1,817,120
24	356,465	1,430,070	527,840	1,979,680	775,120	2,592,240
25	774,571	2,204,641	974,160	2,953,840	905,920	3,498,160
26	1,008,260	3,212,902	1,098,240	4,052,080	870,160	4,368,320
27	1,084,542	4,297,444	950,480	5,002,560	1,472,800	5,841,120
28	1,616,241	5,913,684	744,000	5,746,560	1,128,800	6,969,920
29	581,860	6,495,544	878,800	6,625,360	1,323,760	8,293,680
30	1,209,670	7,705,214	490,880	7,116,240	1,159,760	9,453,440
31	760,337	8,465,550	717,200	7,833,440	1,628,880	11,082,320
32	836,198	9,301,748	680,800	8,514,240	912,320	11,994,640
33	1,209,557	10,511,305	673,360	9,187,600	1,442,400	13,437,040
34	1,140,924	11,652,228	861,200	10,048,800	1,115,760	14,552,800
35	1,230,952	12,883,180	825,520	10,874,320	1,169,600	15,722,400
36	1,126,723	14,009,903	1,361,680	12,236,000	835,040	16,557,440
37	1,266,692	15,276,594	1,247,920	13,483,920	835,680	17,393,120
38	1,013,292	16,289,886	1,192,160	14,676,080	822,480	18,215,600
39	716,257	17,006,144	789,600	15,465,680	40,800	18,256,400
40	279,921	17,286,065	207,680	15,673,360	110,240	18,366,640
41	57,680	17,343,745	126,240	15,799,600	64,880	18,431,520



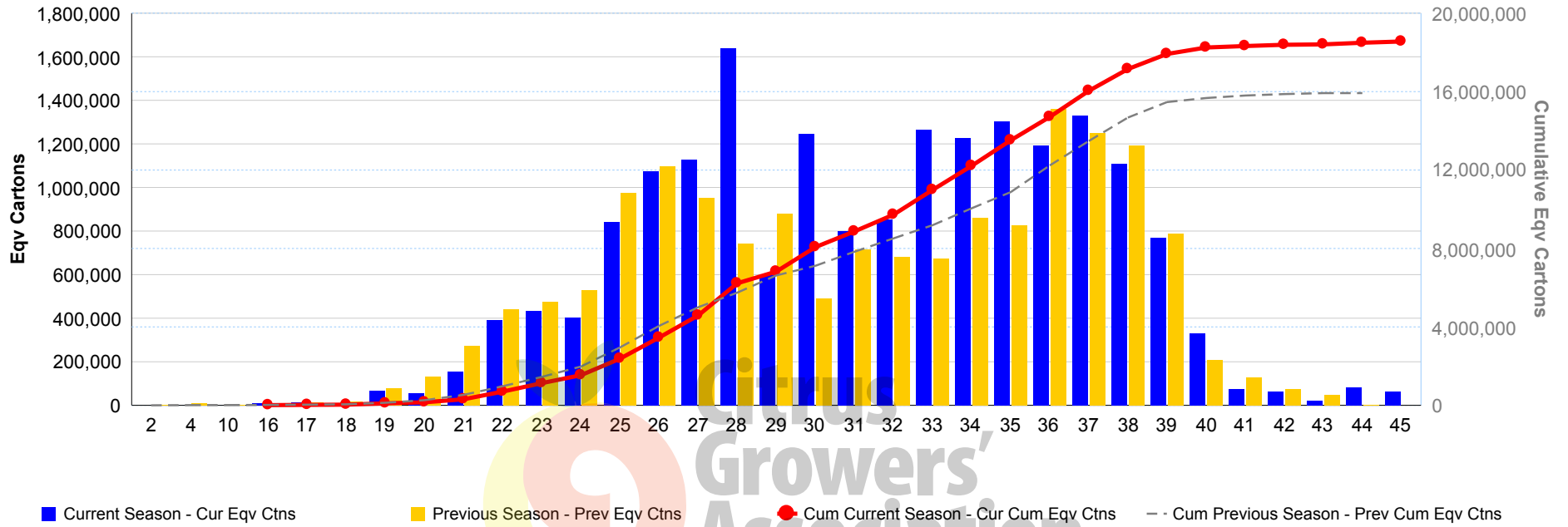
Oranges Exported to Northern Europe: Current Season vs Previous Season

Week	Current Season		Previous Season		2 Seasons Ago	
	Cur Eqv Ctns	Cur Cum Eqv Ctns	Prev Eqv Ctns	Prev Cum Eqv Ctns	Prev Eqv Ctns	Prev Cum Eqv Ctns
42	17,600	17,361,345	75,360	15,874,960	3,200	18,434,720
43	21,120	17,382,465	48,320	15,923,280	40,880	18,475,600
44	4,800	17,387,265	1,600	15,924,880		
45	3,200	17,390,465				
46					1,600	18,477,200


16 Nov 2012 8:46:43 AM



Oranges Exported to Northern Europe: Current Season vs Previous Season

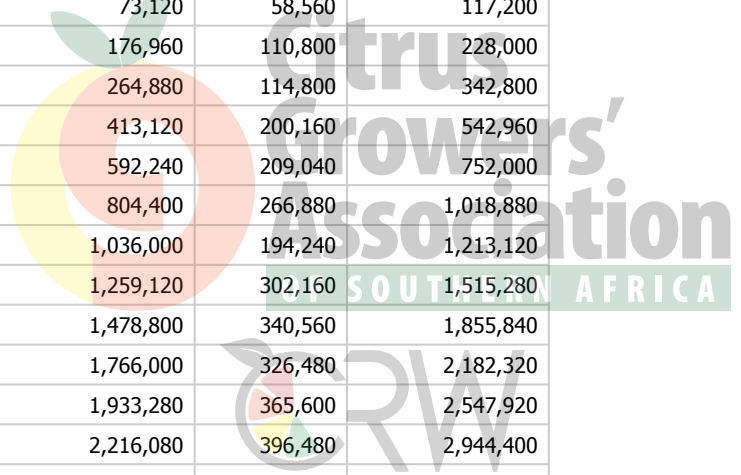


16 Nov 2012 8:46:43 AM



Oranges Exported to the UK: Current Season vs Previous Season

Week	Current Season		Previous Season		2 Seasons Ago	
	Cur Eqv Ctns	Cur Cum Eqv Ctns	Prev Eqv Ctns	Prev Cum Eqv Ctns	Prev Eqv Ctns	Prev Cum Eqv Ctns
11					1,600	1,600
12					3,200	4,800
14			9,600	9,600		
16					3,200	8,000
17	1,600	1,600	1,600	11,200	1,600	9,600
18			6,080	17,280	4,800	14,400
19	8,320	9,920	25,360	42,640	44,240	58,640
20	14,800	24,720	30,480	73,120	58,560	117,200
21	41,842	66,562	103,840	176,960	110,800	228,000
22	110,590	177,152	87,920	264,880	114,800	342,800
23	121,734	298,885	148,240	413,120	200,160	542,960
24	140,912	439,797	179,120	592,240	209,040	752,000
25	204,028	643,825	212,160	804,400	266,880	1,018,880
26	195,625	839,451	231,600	1,036,000	194,240	1,213,120
27	278,436	1,117,887	223,120	1,259,120	302,160	1,515,280
28	304,787	1,422,674	219,680	1,478,800	340,560	1,855,840
29	128,539	1,551,212	287,200	1,766,000	326,480	2,182,320
30	280,332	1,831,545	167,280	1,933,280	365,600	2,547,920
31	292,954	2,124,499	282,800	2,216,080	396,480	2,944,400
32	216,232	2,340,730	278,560	2,494,640	253,920	3,198,320
33	308,136	2,648,867	258,400	2,753,040	409,840	3,608,160
34	450,228	3,099,095	319,040	3,072,080	444,880	4,053,040
35	447,069	3,546,164	332,640	3,404,720	394,400	4,447,440
36	357,816	3,903,980	392,880	3,797,600	276,080	4,723,520
37	403,630	4,307,610	418,160	4,215,760	443,280	5,166,800
38	262,680	4,570,291	361,200	4,576,960	288,000	5,454,800
39	179,200	4,749,491	288,880	4,865,840	62,400	5,517,200
40	178,480	4,927,971	149,280	5,015,120	28,800	5,546,000
41	24,000	4,951,971	64,000	5,079,120	32,000	5,578,000
42	3,200	4,955,171	44,800	5,123,920		
43	6,400	4,961,571	6,400	5,130,320	4,800	5,582,800



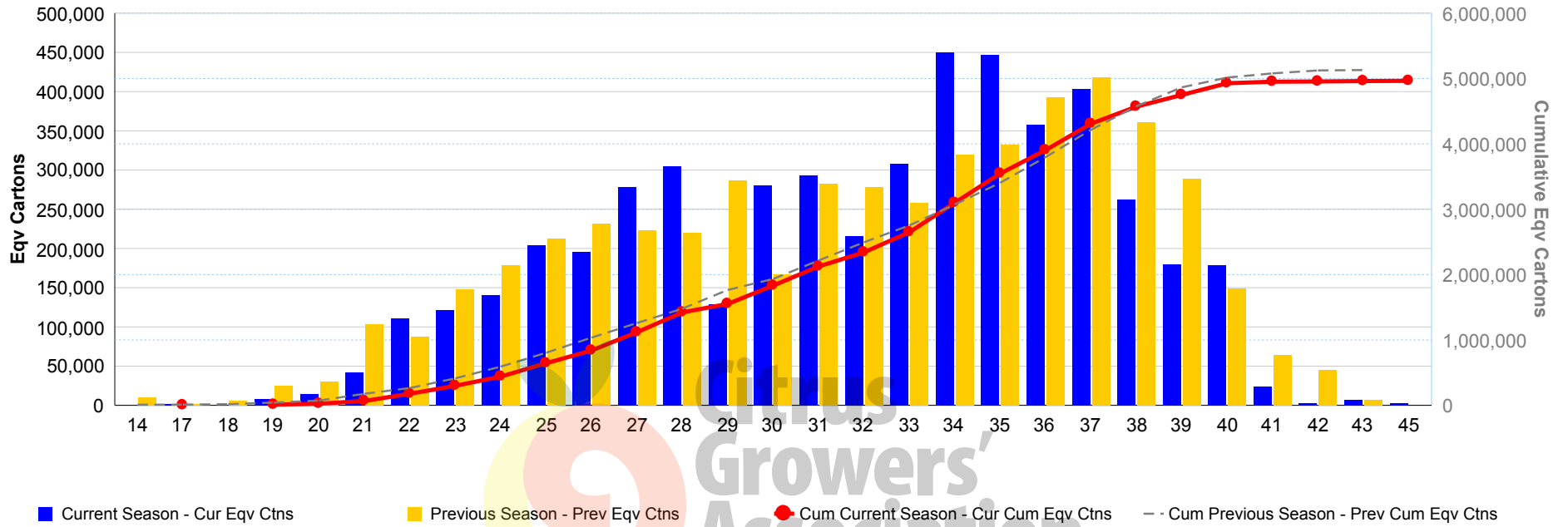
Oranges Exported to the UK: Current Season vs Previous Season

Week	Current Season		Previous Season		2 Seasons Ago	
	Cur Eqv Ctns	Cur Cum Eqv Ctns	Prev Eqv Ctns	Prev Cum Eqv Ctns	Prev Eqv Ctns	Prev Cum Eqv Ctns
45	3,200	4,964,771				

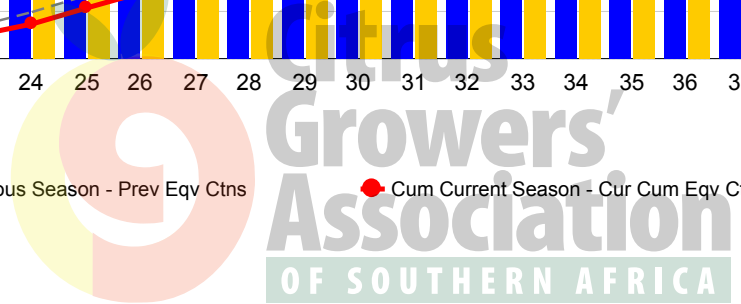
16 Nov 2012 8:46:43 AM



Oranges Exported to the UK: Current Season vs Previous Season

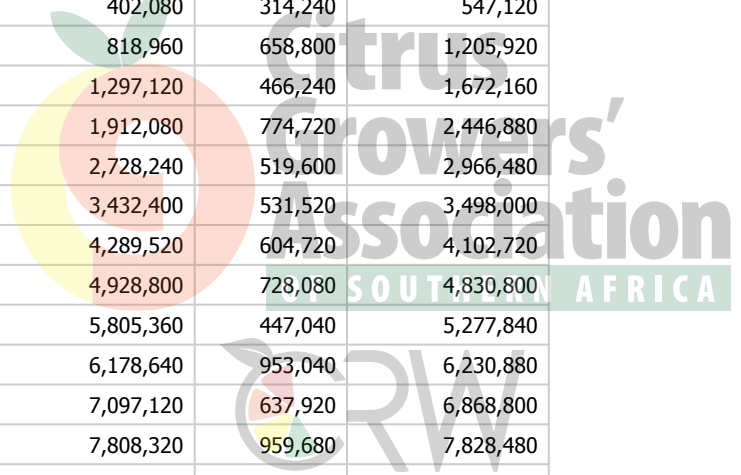


16 Nov 2012 8:46:43 AM



Oranges Exported to the Middle East: Current Season vs Previous Season

Week	Current Season		Previous Season		2 Seasons Ago	
	Cur Eqv Ctns	Cur Cum Eqv Ctns	Prev Eqv Ctns	Prev Cum Eqv Ctns	Prev Eqv Ctns	Prev Cum Eqv Ctns
12			1,600	1,600		
13			1,600	3,200		
15			3,200	6,400		
16	4,800	4,800	6,640	13,040	9,200	9,200
17	23,600	28,400	16,480	29,520	27,360	36,560
18	19,120	47,520	50,880	80,400	96,240	132,800
19	119,643	167,163	122,320	202,720	100,080	232,880
20	157,440	324,603	199,360	402,080	314,240	547,120
21	348,748	673,352	416,880	818,960	658,800	1,205,920
22	674,277	1,347,629	478,160	1,297,120	466,240	1,672,160
23	798,279	2,145,908	614,960	1,912,080	774,720	2,446,880
24	738,975	2,884,883	816,160	2,728,240	519,600	2,966,480
25	745,951	3,630,834	704,160	3,432,400	531,520	3,498,000
26	776,207	4,407,041	857,120	4,289,520	604,720	4,102,720
27	528,026	4,935,067	639,280	4,928,800	728,080	4,830,800
28	468,327	5,403,395	876,560	5,805,360	447,040	5,277,840
29	427,093	5,830,487	373,280	6,178,640	953,040	6,230,880
30	285,600	6,116,087	918,480	7,097,120	637,920	6,868,800
31	380,482	6,496,570	711,200	7,808,320	959,680	7,828,480
32	629,077	7,125,646	516,480	8,324,800	751,280	8,579,760
33	642,567	7,768,213	713,200	9,038,000	1,110,320	9,690,080
34	649,960	8,418,173	460,080	9,498,080	1,074,240	10,764,320
35	1,006,766	9,424,939	826,640	10,324,720	1,035,040	11,799,360
36	168,048	9,592,987	548,400	10,873,120	1,583,200	13,382,560
37	1,172,991	10,765,978	404,080	11,277,200	1,226,240	14,608,800
38	1,405,625	12,171,603	735,600	12,012,800	1,174,720	15,783,520
39	775,810	12,947,413	743,440	12,756,240	986,720	16,770,240
40	1,254,899	14,202,312	797,120	13,553,360	471,200	17,241,440
41	708,028	14,910,339	689,440	14,242,800	788,640	18,030,080
42	408,876	15,319,215	364,560	14,607,360	87,760	18,117,840
43	180,080	15,499,295	189,280	14,796,640	34,880	18,152,720



Oranges Exported to the Middle East: Current Season vs Previous Season

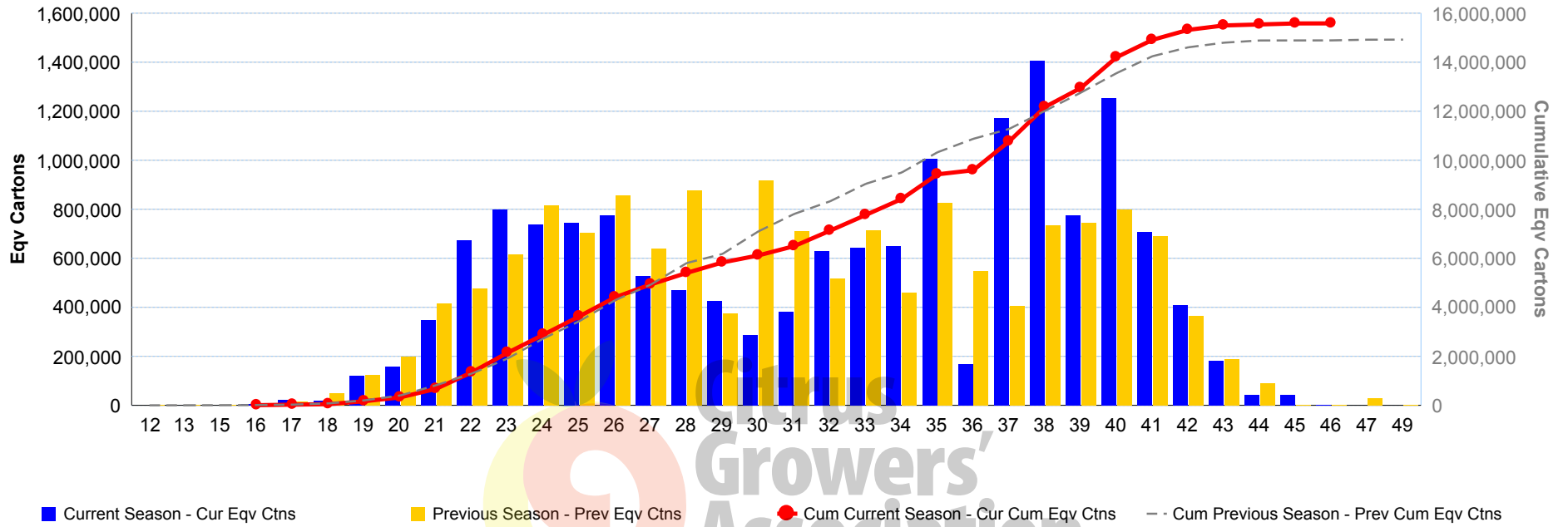
Week	Current Season		Previous Season		2 Seasons Ago	
	Cur Eqv Ctns	Cur Cum Eqv Ctns	Prev Eqv Ctns	Prev Cum Eqv Ctns	Prev Eqv Ctns	Prev Cum Eqv Ctns
44	40,960	15,540,255	89,760	14,886,400	17,040	18,169,760
45	41,680	15,581,935	1,600	14,888,000		
46	1,600	15,583,535	1,600	14,889,600		
47			28,800	14,918,400		
49			3,360	14,921,760		

2 Seasons Ago

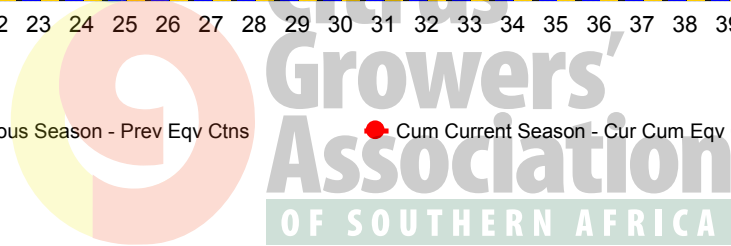
16 Nov 2012 8:46:43 AM



Oranges Exported to the Middle East: Current Season vs Previous Season

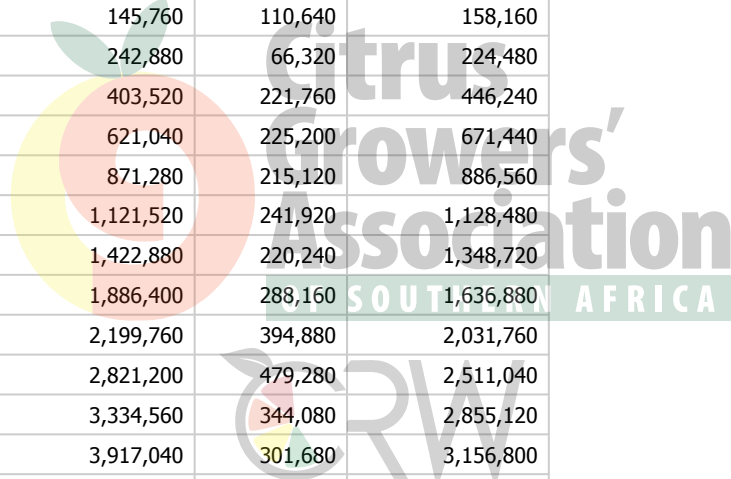


16 Nov 2012 8:46:43 AM



Oranges Exported to the Far East (excl. Japan): Current Season vs Previous Season

Week	Current Season		Previous Season		2 Seasons Ago	
	Cur Eqv Ctns	Cur Cum Eqv Ctns	Prev Eqv Ctns	Prev Cum Eqv Ctns	Prev Eqv Ctns	Prev Cum Eqv Ctns
1	1,600	1,600				
2	1,600	3,200	1,600	1,600		
15			9,600	11,200		
18			8,000	19,200	3,200	3,200
19	21,760	24,960	21,520	40,720		
20	32,560	57,520	19,440	60,160	4,800	8,000
21	69,110	126,630	19,920	80,080	39,520	47,520
22	73,360	199,990	65,680	145,760	110,640	158,160
23	171,972	371,961	97,120	242,880	66,320	224,480
24	251,998	623,959	160,640	403,520	221,760	446,240
25	284,731	908,690	217,520	621,040	225,200	671,440
26	287,765	1,196,456	250,240	871,280	215,120	886,560
27	366,795	1,563,250	250,240	1,121,520	241,920	1,128,480
28	445,226	2,008,476	301,360	1,422,880	220,240	1,348,720
29	326,594	2,335,070	463,520	1,886,400	288,160	1,636,880
30	460,563	2,795,633	313,360	2,199,760	394,880	2,031,760
31	321,456	3,117,089	621,440	2,821,200	479,280	2,511,040
32	502,079	3,619,168	513,360	3,334,560	344,080	2,855,120
33	408,943	4,028,110	582,480	3,917,040	301,680	3,156,800
34	471,076	4,499,186	405,760	4,322,800	405,280	3,562,080
35	441,036	4,940,222	426,720	4,749,520	412,320	3,974,400
36	287,250	5,227,473	204,480	4,954,000	208,720	4,183,120
37	264,880	5,492,353	216,720	5,170,720	192,320	4,375,440
38	222,911	5,715,264	212,560	5,383,280	120,800	4,496,240
39	230,640	5,945,904	308,800	5,692,080	85,600	4,581,840
40	190,800	6,136,704	141,920	5,834,000	51,440	4,633,280
41	133,040	6,269,744	96,880	5,930,880	23,440	4,656,720
42	51,520	6,321,264	83,440	6,014,320	8,000	4,664,720
43	72,720	6,393,984	59,200	6,073,520	1,600	4,666,320
44	17,920	6,411,904	4,800	6,078,320	1,600	4,667,920
45	1,600	6,413,504	9,600	6,087,920		



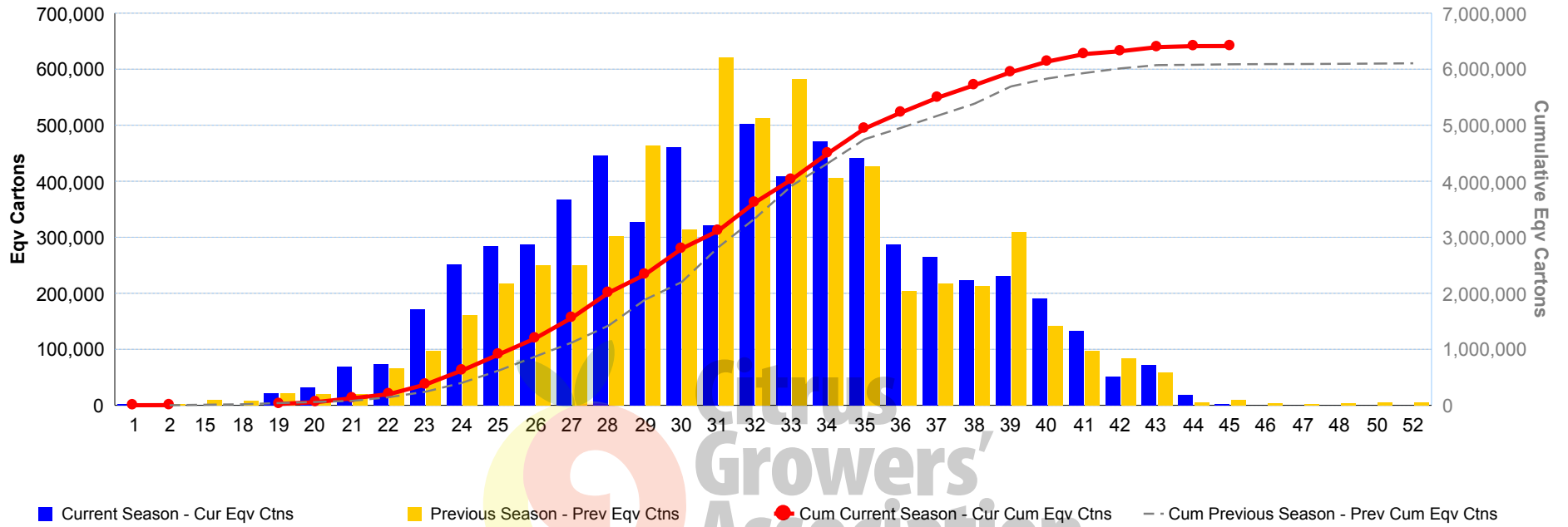
Oranges Exported to the Far East (excl. Japan): Current Season vs Previous Season

Week	Current Season		Previous Season		2 Seasons Ago	
	Cur Eqv Ctns	Cur Cum Eqv Ctns	Prev Eqv Ctns	Prev Cum Eqv Ctns	Prev Eqv Ctns	Prev Cum Eqv Ctns
46			3,200	6,091,120	4,800	4,672,720
47			1,600	6,092,720	3,200	4,675,920
48			3,200	6,095,920	1,600	4,677,520
49					1,600	4,679,120
50			4,800	6,100,720		
51					3,200	4,682,320
52			4,800	6,105,520		

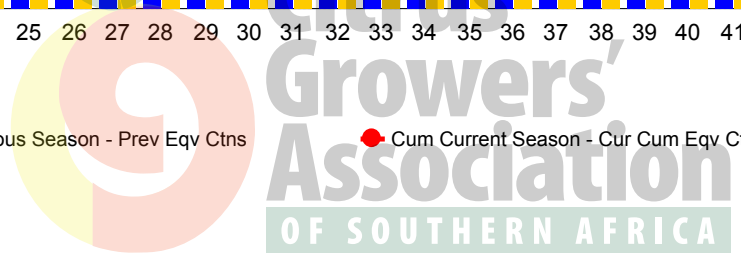
16 Nov 2012 8:46:43 AM



Oranges Exported to the Far East (Excl. Japan) : Current Season vs Previous Season



16 Nov 2012 8:46:43 AM

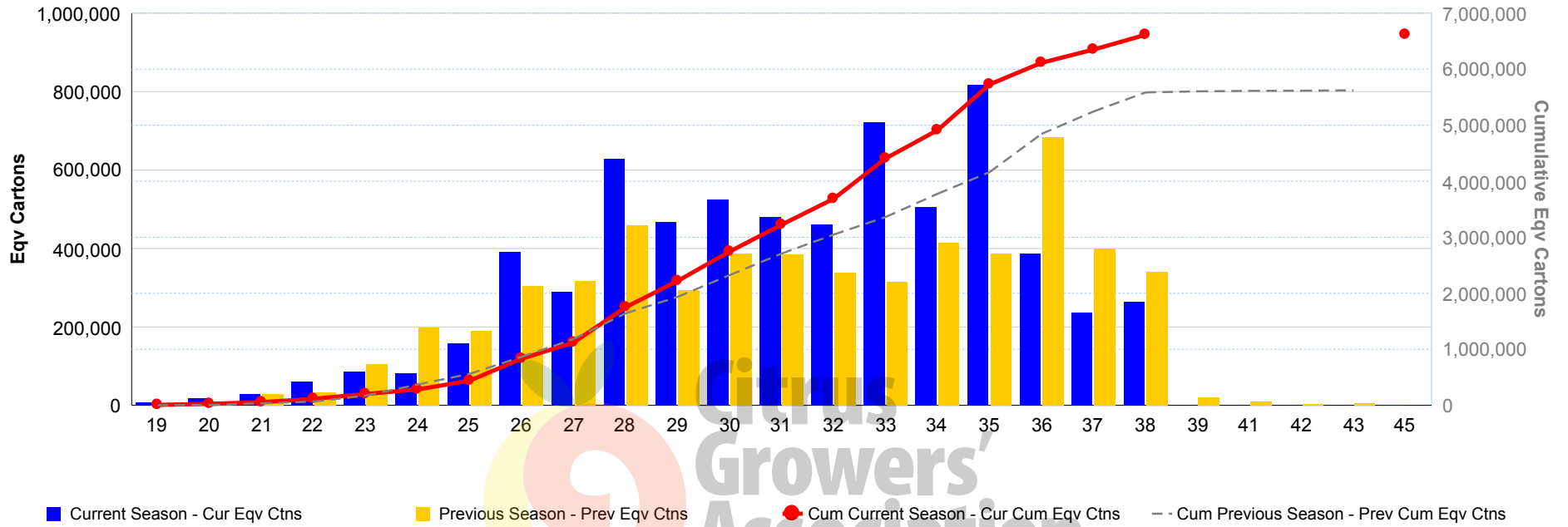


Oranges Exported to Southern Europe: Current Season vs Previous Season

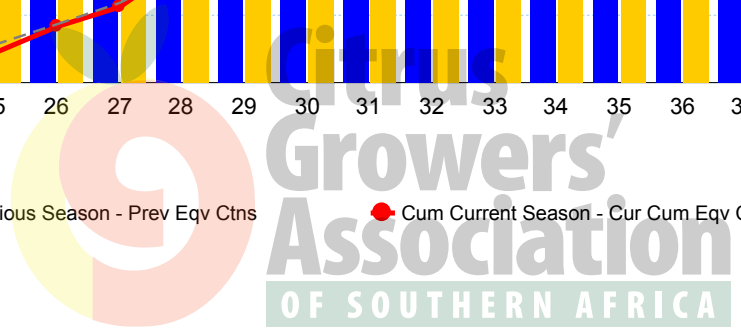
Week	Current Season		Previous Season		2 Seasons Ago	
	Cur Eqv Ctns	Cur Cum Eqv Ctns	Prev Eqv Ctns	Prev Cum Eqv Ctns	Prev Eqv Ctns	Prev Cum Eqv Ctns
17					3,200	3,200
18					1,600	4,800
19	8,000	8,000	3,200	3,200	3,200	8,000
20	18,800	26,800	3,200	6,400	31,840	39,840
21	29,200	56,000	28,960	35,360	49,520	89,360
22	60,000	116,000	32,560	67,920	107,920	197,280
23	86,131	202,131	104,480	172,400	210,480	407,760
24	80,960	283,091	198,960	371,360	180,000	587,760
25	157,108	440,200	190,000	561,360	206,640	794,400
26	391,310	831,509	305,200	866,560	274,720	1,069,120
27	290,032	1,121,541	316,080	1,182,640	485,200	1,554,320
28	629,066	1,750,607	459,760	1,642,400	407,840	1,962,160
29	468,412	2,219,019	293,760	1,936,160	630,960	2,593,120
30	525,310	2,744,329	387,760	2,323,920	609,680	3,202,800
31	480,320	3,224,649	384,480	2,708,400	551,040	3,753,840
32	460,519	3,685,168	338,480	3,046,880	419,440	4,173,280
33	721,565	4,406,733	314,480	3,361,360	596,320	4,769,600
34	504,689	4,911,422	414,160	3,775,520	451,280	5,220,880
35	816,450	5,727,872	387,200	4,162,720	564,160	5,785,040
36	387,120	6,114,992	682,640	4,845,360	482,480	6,267,520
37	235,600	6,350,592	399,840	5,245,200	394,640	6,662,160
38	263,600	6,614,192	340,000	5,585,200	183,840	6,846,000
39			19,280	5,604,480	6,400	6,852,400
40					1,600	6,854,000
41			8,960	5,613,440	6,400	6,860,400
42			3,440	5,616,880		
43			6,400	5,623,280		
45	1,680	6,615,872				

16 Nov 2012 8:46:43 AM

Oranges Exported to Southern Europe: Current Season vs Previous Season



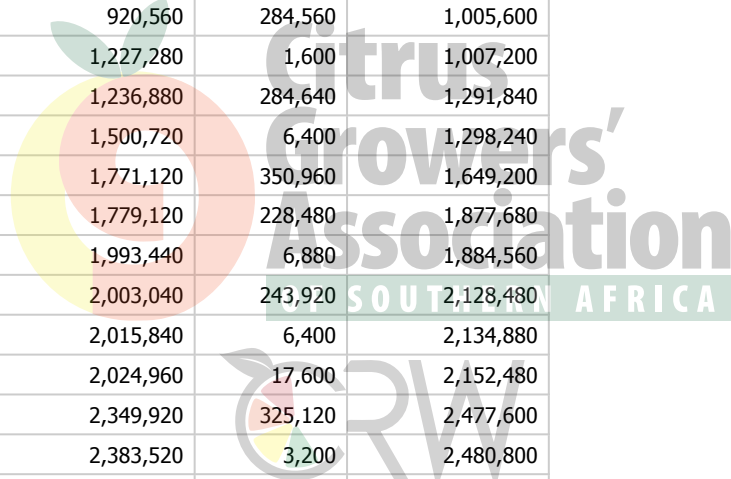
16 Nov 2012 8:46:43 AM



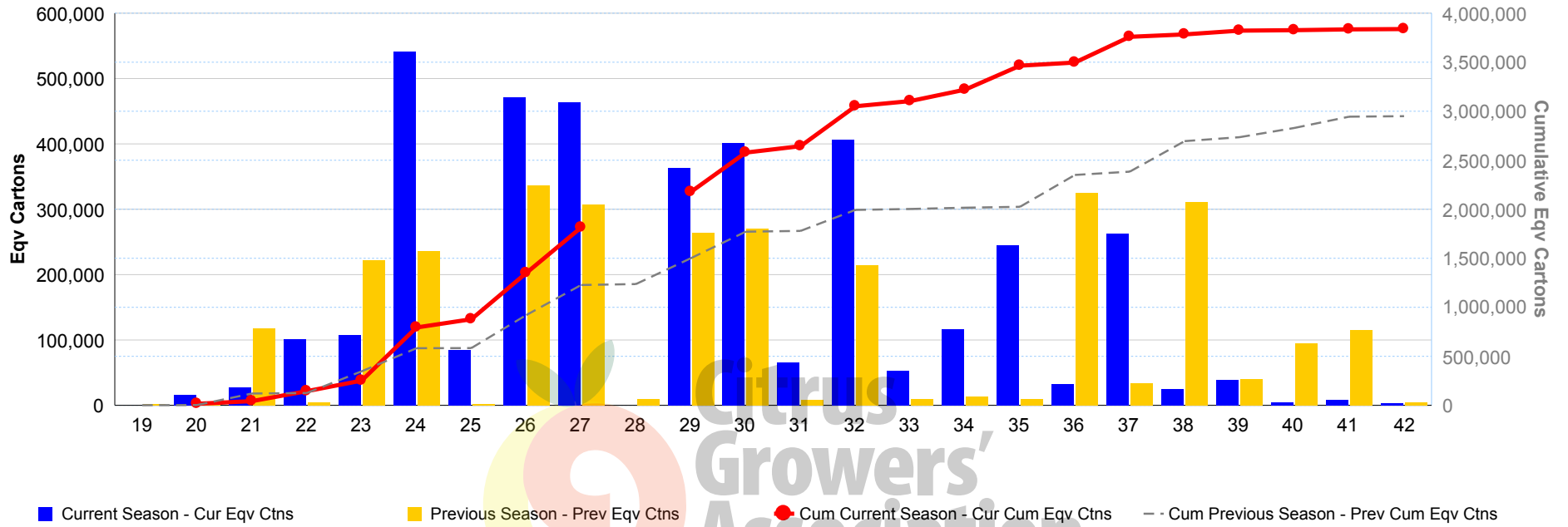
Oranges Exported to the USA: Current Season vs Previous Season

Week	Current Season		Previous Season		2 Seasons Ago	
	Cur Eqv Ctns	Cur Cum Eqv Ctns	Prev Eqv Ctns	Prev Cum Eqv Ctns	Prev Eqv Ctns	Prev Cum Eqv Ctns
19			1,600	1,600		
20	15,600	15,600	1,600	3,200		
21	27,200	42,800	117,360	120,560	52,960	52,960
22	101,479	144,279	5,040	125,600	110,320	163,280
23	107,874	252,153	221,440	347,040	264,240	427,520
24	541,733	793,886	235,600	582,640	2,320	429,840
25	84,505	878,391	1,600	584,240	291,200	721,040
26	471,120	1,349,511	336,320	920,560	284,560	1,005,600
27	464,160	1,813,671	306,720	1,227,280	1,600	1,007,200
28			9,600	1,236,880	284,640	1,291,840
29	363,143	2,176,814	263,840	1,500,720	6,400	1,298,240
30	401,193	2,578,007	270,400	1,771,120	350,960	1,649,200
31	65,840	2,643,847	8,000	1,779,120	228,480	1,877,680
32	406,800	3,050,647	214,320	1,993,440	6,880	1,884,560
33	52,880	3,103,527	9,600	2,003,040	243,920	2,128,480
34	116,762	3,220,289	12,800	2,015,840	6,400	2,134,880
35	244,400	3,464,689	9,120	2,024,960	17,600	2,152,480
36	32,000	3,496,689	324,960	2,349,920	325,120	2,477,600
37	262,320	3,759,009	33,600	2,383,520	3,200	2,480,800
38	24,560	3,783,569	311,520	2,695,040	203,760	2,684,560
39	38,400	3,821,969	40,000	2,735,040		
40	4,800	3,826,769	94,240	2,829,280	14,400	2,698,960
41	8,000	3,834,769	115,200	2,944,480	24,000	2,722,960
42	3,200	3,837,969	4,800	2,949,280		

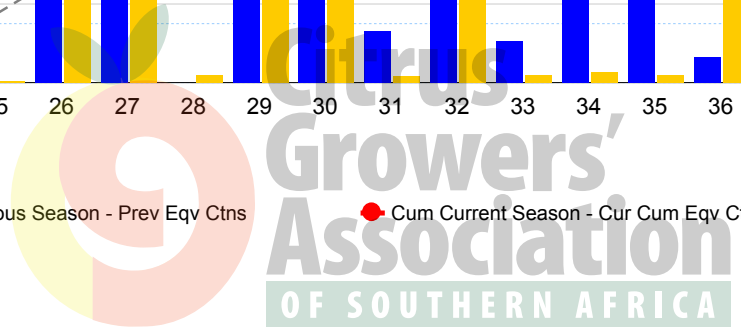
16 Nov 2012 8:46:43 AM



Oranges Exported to the USA: Current Season vs Previous Season



16 Nov 2012 8:46:43 AM

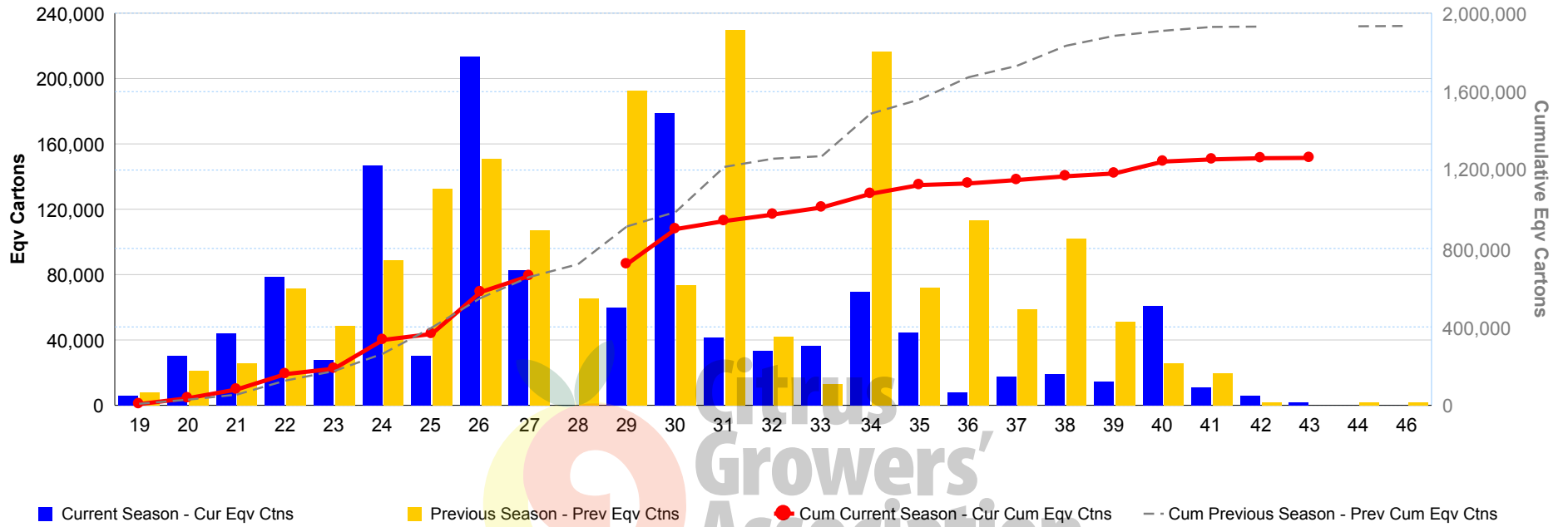


Oranges Exported to Canada: Current Season vs Previous Season

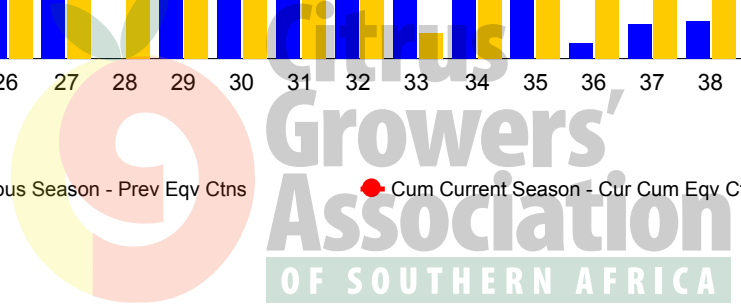
Week	Current Season		Previous Season		2 Seasons Ago	
	Cur Eqv Ctns	Cur Cum Eqv Ctns	Prev Eqv Ctns	Prev Cum Eqv Ctns	Prev Eqv Ctns	Prev Cum Eqv Ctns
19	6,104	6,104	7,920	7,920	6,400	6,400
20	30,320	36,424	20,880	28,800	1,600	8,000
21	44,215	80,638	25,680	54,480	34,720	42,720
22	78,528	159,166	71,600	126,080	41,200	83,920
23	27,764	186,930	48,800	174,880	108,080	192,000
24	146,547	333,477	88,880	263,760	63,600	255,600
25	30,459	363,936	132,480	396,240	174,560	430,160
26	213,301	577,237	151,040	547,280	112,400	542,560
27	82,492	659,729	107,120	654,400	69,680	612,240
28			65,360	719,760	111,520	723,760
29	59,856	719,585	192,560	912,320	181,440	905,200
30	178,955	898,540	73,760	986,080	119,680	1,024,880
31	41,280	939,820	229,920	1,216,000	84,480	1,109,360
32	33,149	972,968	42,000	1,258,000	101,040	1,210,400
33	36,160	1,009,128	12,800	1,270,800	24,800	1,235,200
34	69,600	1,078,728	216,640	1,487,440	140,400	1,375,600
35	44,718	1,123,447	72,080	1,559,520	54,960	1,430,560
36	8,080	1,131,527	113,440	1,672,960	116,080	1,546,640
37	17,600	1,149,127	58,560	1,731,520	120,800	1,667,440
38	19,120	1,168,247	102,000	1,833,520	43,840	1,711,280
39	14,320	1,182,567	51,200	1,884,720	1,600	1,712,880
40	60,800	1,243,367	25,600	1,910,320	26,080	1,738,960
41	10,880	1,254,247	19,680	1,930,000		
42	6,080	1,260,327	1,600	1,931,600	1,600	1,740,560
43	1,600	1,261,927				
44			1,600	1,933,200		
46			1,600	1,934,800		

16 Nov 2012 8:46:43 AM

Oranges Exported to Canada: Current Season vs Previous Season

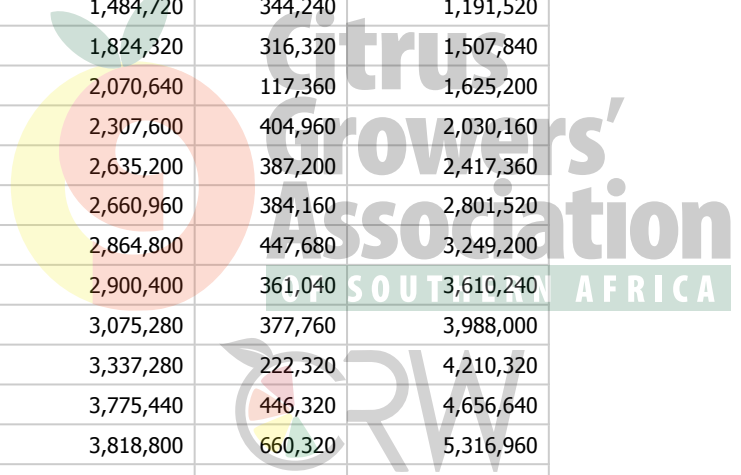


16 Nov 2012 8:46:43 AM



Oranges Exported to Russia: Current Season vs Previous Season

Week	Current Season		Previous Season		2 Seasons Ago	
	Cur Eqv Ctns	Cur Cum Eqv Ctns	Prev Eqv Ctns	Prev Cum Eqv Ctns	Prev Eqv Ctns	Prev Cum Eqv Ctns
16			23,280	23,280	10,240	10,240
17	3,200	3,200	34,880	58,160	1,920	12,160
18	8,400	11,600	4,640	62,800	48,560	60,720
19	97,440	109,040	121,760	184,560	172,640	233,360
20	151,520	260,560	292,240	476,800	137,760	371,120
21	304,795	565,355	202,720	679,520	221,040	592,160
22	397,028	962,383	437,760	1,117,280	255,120	847,280
23	207,680	1,170,063	367,440	1,484,720	344,240	1,191,520
24	494,160	1,664,223	339,600	1,824,320	316,320	1,507,840
25	316,880	1,981,103	246,320	2,070,640	117,360	1,625,200
26	165,439	2,146,542	236,960	2,307,600	404,960	2,030,160
27	155,760	2,302,302	327,600	2,635,200	387,200	2,417,360
28	116,593	2,418,896	25,760	2,660,960	384,160	2,801,520
29	48,472	2,467,367	203,840	2,864,800	447,680	3,249,200
30	239,840	2,707,207	35,600	2,900,400	361,040	3,610,240
31	24,240	2,731,447	174,880	3,075,280	377,760	3,988,000
32	417,656	3,149,103	262,000	3,337,280	222,320	4,210,320
33	403,840	3,552,943	438,160	3,775,440	446,320	4,656,640
34	275,920	3,828,863	43,360	3,818,800	660,320	5,316,960
35	405,836	4,234,699	394,160	4,212,960	605,840	5,922,800
36	125,680	4,360,379	323,680	4,536,640	453,600	6,376,400
37	481,760	4,842,139	294,960	4,831,600	550,160	6,926,560
38	800,960	5,643,099	677,200	5,508,800	866,800	7,793,360
39	534,880	6,177,979	257,440	5,766,240	733,040	8,526,400
40	696,720	6,874,699	1,028,080	6,794,320	522,480	9,048,880
41	886,000	7,760,699	854,800	7,649,120	290,960	9,339,840
42	761,920	8,522,619	488,960	8,138,080	443,040	9,782,880
43	196,000	8,718,619	364,400	8,502,480	295,840	10,078,720
44	75,280	8,793,899	5,040	8,507,520	81,200	10,159,920
45	95,760	8,889,659				
53					30,880	10,190,800

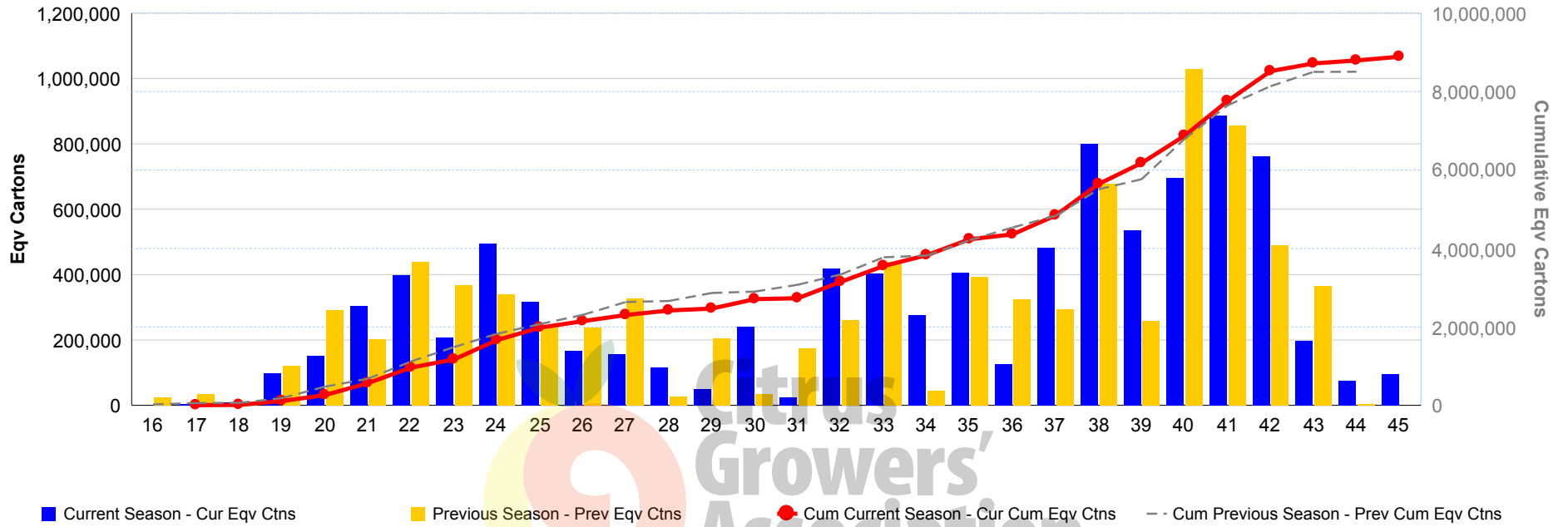


Oranges Exported to Russia: Current Season vs Previous Season

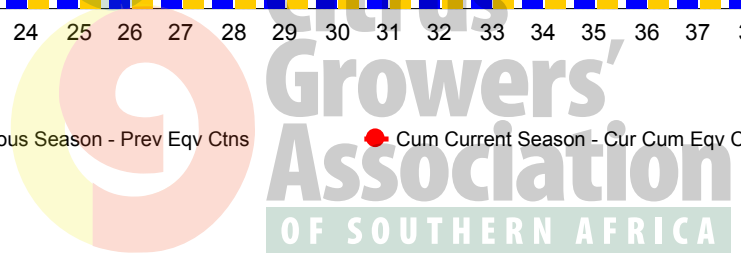
16 Nov 2012 8:46:43 AM



Oranges Exported to Russia: Current Season vs Previous Season



16 Nov 2012 8:46:43 AM

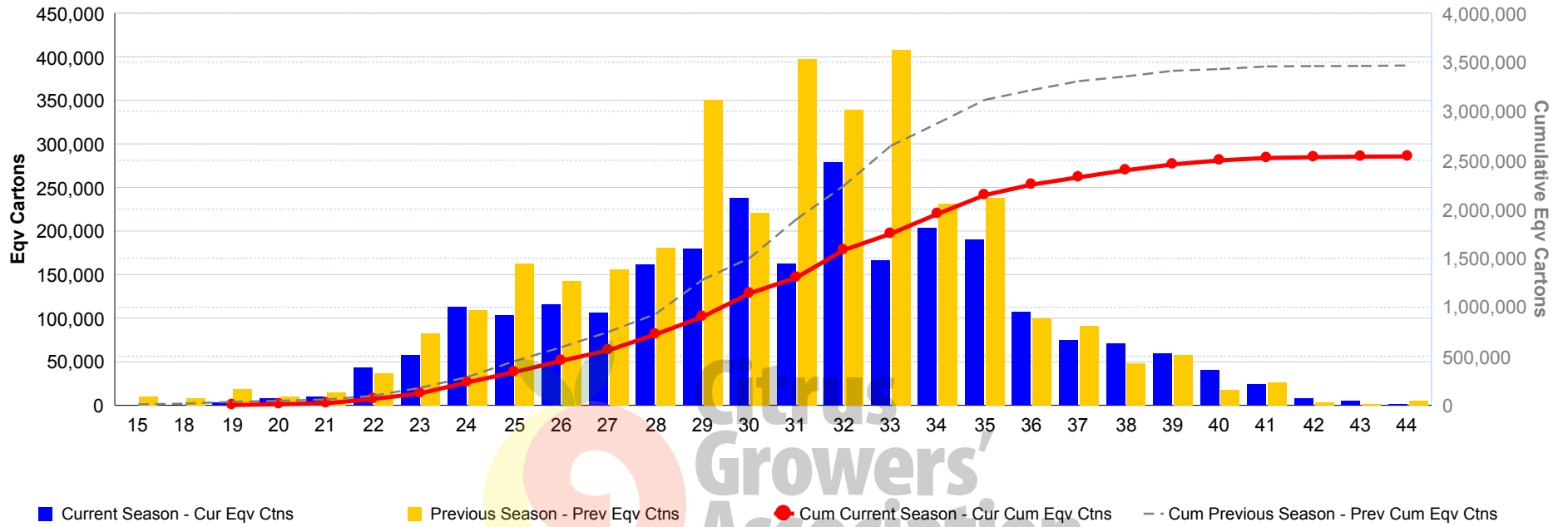


Oranges Exported to Hong Kong: Current Season vs Previous Season

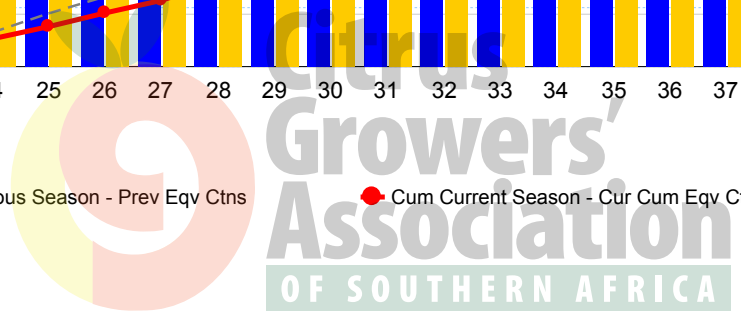
Week	Current Season		Previous Season		2 Seasons Ago	
	Cur Eqv Ctns	Cur Cum Eqv Ctns	Prev Eqv Ctns	Prev Cum Eqv Ctns	Prev Eqv Ctns	Prev Cum Eqv Ctns
15			9,600	9,600		
18			8,000	17,600	3,200	3,200
19	3,200	3,200	18,320	35,920		
20	8,560	11,760	9,840	45,760	4,800	8,000
21	9,600	21,360	14,560	60,320	14,400	22,400
22	43,200	64,560	37,040	97,360	82,480	104,880
23	57,458	122,018	82,160	179,520	43,920	148,800
24	112,943	234,961	109,120	288,640	195,280	344,080
25	103,771	338,732	162,480	451,120	187,360	531,440
26	116,240	454,972	142,160	593,280	169,200	700,640
27	106,800	561,772	156,320	749,600	199,840	900,480
28	161,554	723,327	181,200	930,800	147,920	1,048,400
29	179,930	903,256	350,720	1,281,520	201,120	1,249,520
30	238,480	1,141,736	220,880	1,502,400	261,520	1,511,040
31	162,800	1,304,536	397,120	1,899,520	295,040	1,806,080
32	279,039	1,583,575	339,200	2,238,720	211,120	2,017,200
33	166,320	1,749,895	407,600	2,646,320	198,560	2,215,760
34	203,638	1,953,533	231,360	2,877,680	251,680	2,467,440
35	190,720	2,144,253	238,240	3,115,920	195,680	2,663,120
36	107,120	2,251,373	100,000	3,215,920	118,720	2,781,840
37	74,800	2,326,173	90,880	3,306,800	106,480	2,888,320
38	71,471	2,397,645	48,080	3,354,880	75,200	2,963,520
39	59,920	2,457,565	57,680	3,412,560	28,880	2,992,400
40	41,040	2,498,605	17,760	3,430,320	16,800	3,009,200
41	24,480	2,523,085	26,560	3,456,880	1,600	3,010,800
42	8,080	2,531,165	3,200	3,460,080		
43	5,520	2,536,685	1,600	3,461,680		
44	1,680	2,538,365	4,800	3,466,480		

16 Nov 2012 8:46:43 AM

Oranges Exported to Hong Kong: Current Season vs Previous Season



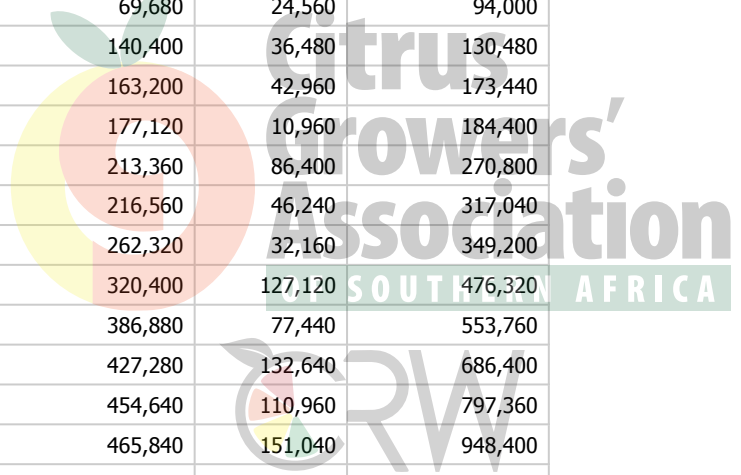
16 Nov 2012 8:46:43 AM



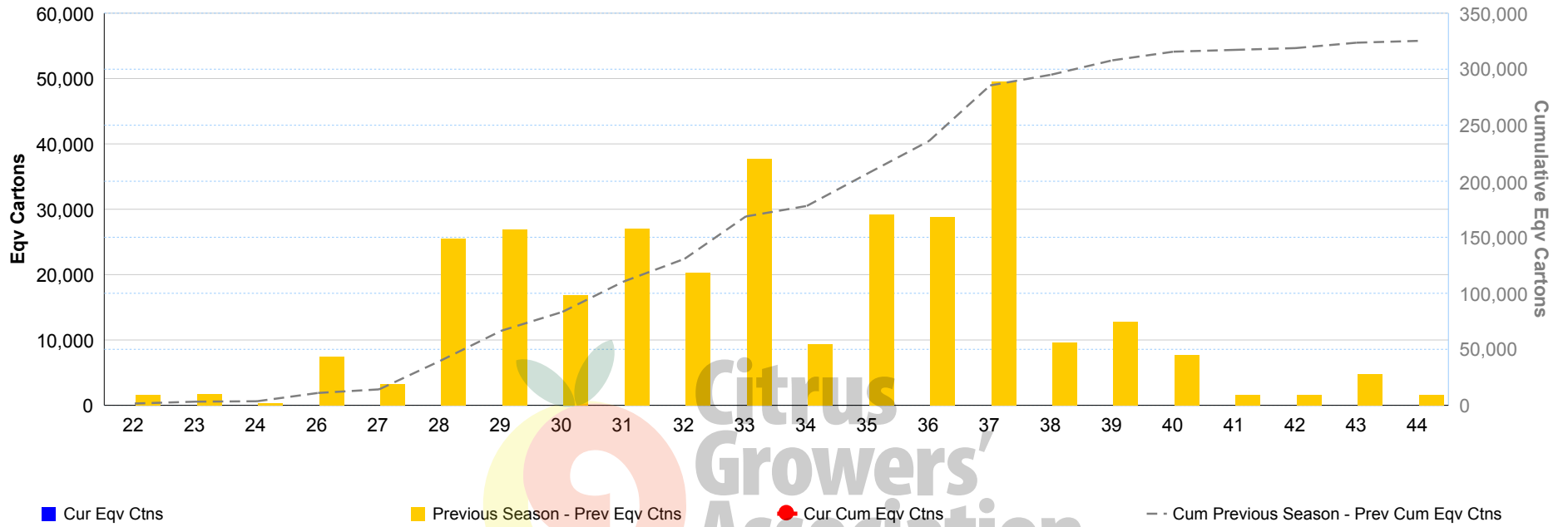
Oranges Exported to Iran: Current Season vs Previous Season

Week	Current Season		Previous Season		2 Seasons Ago	
	Cur Eqv Ctns	Cur Cum Eqv Ctns	Prev Eqv Ctns	Prev Cum Eqv Ctns	Prev Eqv Ctns	Prev Cum Eqv Ctns
18					1,600	1,600
21					3,200	4,800
22	720	720				
23			1,680	1,680	3,200	8,000
24					9,600	17,600
25	1,600	2,320	12,800	14,480	43,840	61,440
26	1,440	3,760	26,800	41,280	8,000	69,440
27	5,520	9,280	28,400	69,680	24,560	94,000
28			70,720	140,400	36,480	130,480
29			22,800	163,200	42,960	173,440
30			13,920	177,120	10,960	184,400
31			36,240	213,360	86,400	270,800
32			3,200	216,560	46,240	317,040
33	4,800	14,080	45,760	262,320	32,160	349,200
34	4,800	18,880	58,080	320,400	127,120	476,320
35			66,480	386,880	77,440	553,760
36			40,400	427,280	132,640	686,400
37			27,360	454,640	110,960	797,360
38			11,200	465,840	151,040	948,400
39			3,200	469,040	77,520	1,025,920
40			8,240	477,280	29,520	1,055,440
41					13,840	1,069,280
42			5,520	482,800	6,720	1,076,000
43			1,840	484,640	3,360	1,079,360

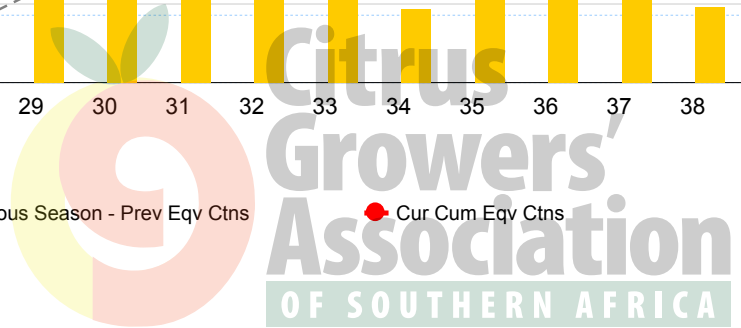
16 Nov 2012 8:46:43 AM



Oranges Exported to Iran: Current Season vs Previous Season



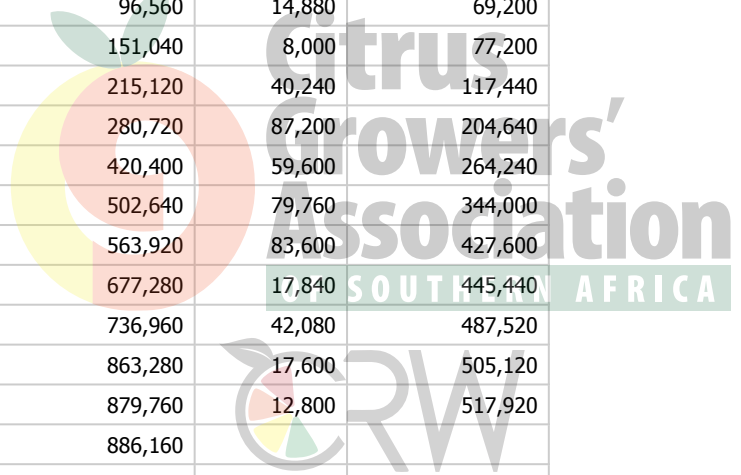
16 Nov 2012 8:46:43 AM



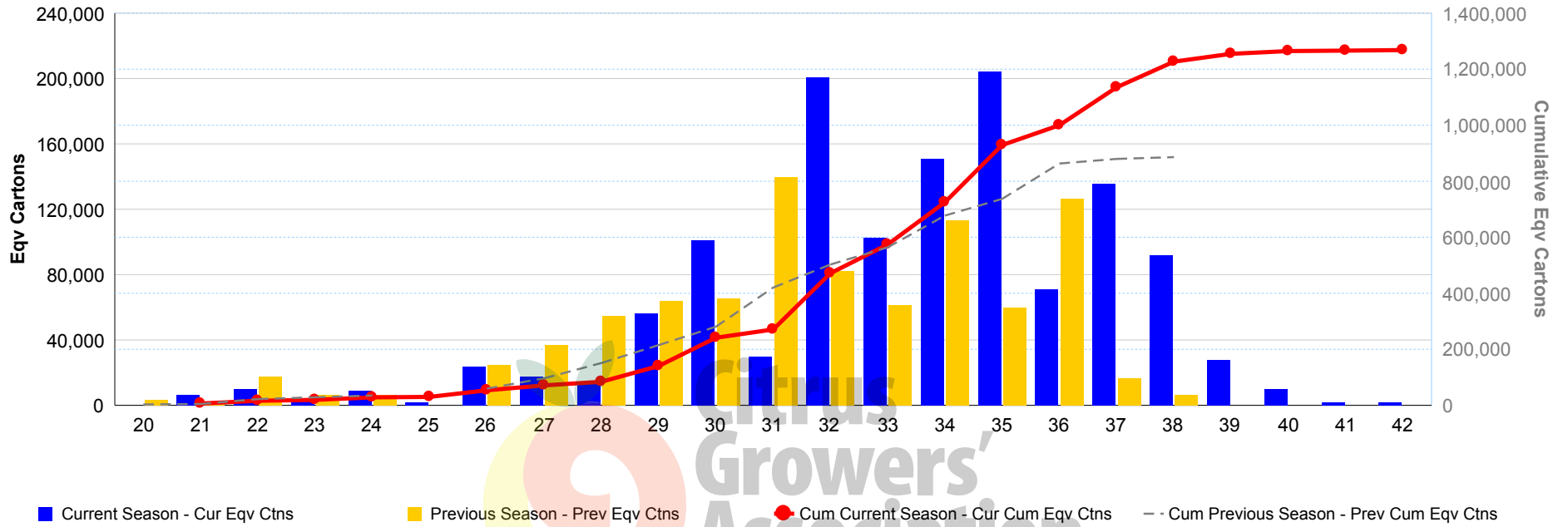
Oranges Exported to China: Current Season vs Previous Season

Week	Current Season		Previous Season		2 Seasons Ago	
	Cur Eqv Ctns	Cur Cum Eqv Ctns	Prev Eqv Ctns	Prev Cum Eqv Ctns	Prev Eqv Ctns	Prev Cum Eqv Ctns
20			3,200	3,200		
21	6,400	6,400	1,600	4,800		
22	9,840	16,240	17,600	22,400	5,520	5,520
23	3,200	19,440	6,400	28,800	7,200	12,720
24	9,040	28,480	6,400	35,200		
25	1,600	30,080			19,200	31,920
26	23,599	53,679	24,560	59,760	22,400	54,320
27	17,600	71,279	36,800	96,560	14,880	69,200
28	12,800	84,079	54,480	151,040	8,000	77,200
29	56,240	140,319	64,080	215,120	40,240	117,440
30	100,960	241,279	65,600	280,720	87,200	204,640
31	29,600	270,879	139,680	420,400	59,600	264,240
32	200,640	471,519	82,240	502,640	79,760	344,000
33	102,640	574,159	61,280	563,920	83,600	427,600
34	150,640	724,799	113,360	677,280	17,840	445,440
35	204,320	929,119	59,680	736,960	42,080	487,520
36	70,880	999,999	126,320	863,280	17,600	505,120
37	135,360	1,135,359	16,480	879,760	12,800	517,920
38	91,680	1,227,039	6,400	886,160		
39	27,920	1,254,959				
40	9,840	1,264,799				
41	1,600	1,266,399				
42	1,840	1,268,239			3,200	521,120

16 Nov 2012 8:46:43 AM



Oranges Exported to China: Current Season vs Previous Season



16 Nov 2012 8:46:43 AM

