



Citrus Marketing Forum



16 Nov 2012

Contacts:

John Edmonds Tel: (031) 765-2514; E-mail: johne@cga.co.za
Gloria Smail Tel: (031) 765-2514; E-mail: gloria@cga.co.za

For Reference:

Product	Standard Carton Mass	# of Cartons per Pallet
Grapefruit	15 kg	70
Lemons	15 kg	80
Oranges - Navels	15 kg	70
Oranges - Valencias	15 kg	80
Soft Citrus	15 kg	70

Destination Region Layout

Reporting Region	Country
Africa	ALGERIA
	ANGOLA
	BENIN
	BOTSWANA
	BURUNDI
	CAMEROON
	CAPE VERDE
	CONGO (REPUBLIC OF)
	COTE D'IVOIRE
	DEMOCRATIC REP OF CONGO
	DJIBOUTI
	EGYPT
	EQUATORIAL GUINEA
	ETHIOPIA
	GABON
	GHANA
	KENYA
	LESOTHO
	LIBYAN ARAB JAMAHIRIYA
	MALAWI
	MAURITANIA
	MOROCCO
	MOZAMBIQUE
	NAMIBIA
	NIGERIA
	SAO TOME AND PRINCIPE
	SENEGAL
	SIERRA LEONE
	SOMALIA
	SOUTH AFRICA
	ST HELENA
SUDAN	

Reporting Region	Country
Middle East	AZERBAIJAN
	BAHRAIN
	IRAN (ISLAMIC REPUBLIC OF)
	ISRAEL
	JORDAN
	KUWAIT
	LEBANON
	OMAN
	PAKISTAN
	QATAR
	SAUDI ARABIA
	SYRIAN ARAB REPUBLIC
	TURKEY
	UNITED ARAB EMIRATES
	YEMEN
	New Zealand
North America (Canada)	
	MEXICO
Northern Africa	EGYPT
	LIBYAN ARAB JAMAHIRIYA
	MOROCCO
	TUNISIA
Northern Europe	BELGIUM
	DENMARK
	FINLAND
	GERMANY
	NETHERLANDS
	NORWAY
Russia	RUSSIAN FEDERATION
South America	BRAZIL
	CHILE
	CUBA
	PARAGUAY



Destination Region Layout

Reporting Region	Country
Africa	SWAZILAND
	TOGO
	TUNISIA
	UGANDA
	UNITED REPUBLIC OF TANZANIA
	ZAMBIA
	ZIMBABWE
Asia	BANGLADESH
	CHINA
	HONG KONG
	INDIA
	INDONESIA
	JAPAN
	KOREA
	MALAYSIA
	PHILIPPINES
	REPUBLIC OF KOREA (SOUTH)
	SINGAPORE
	SRI LANKA
	TAIWAN
	THAILAND
	TONGA
	VIET NAM
	VIETNAM
Atlantic Ocean Isle	CAPE VERDE
	FIJI
	ST HELENA
Australia	AUSTRALIA
Central Africa	ALGERIA
	BOTSWANA
	BURUNDI
	CAMEROON
	DEMOCRATIC REP OF CONGO

Reporting Region	Country
South America	PERU
	URUGUAY
	VENEZUELA
Southern Africa	LESOTHO
	MOZAMBIQUE
	SOUTH AFRICA
	SWAZILAND
	ZAMBIA
	ZIMBABWE
Southern Europe	CYPRUS
	GREECE
	ITALY
	MALTA
	PORTUGAL
United Kingdom	SPAIN
	IRELAND
United States	UNITED KINGDOM
	PUERTO RICO
Western Africa	UNITED STATES
	ANGOLA
	BENIN
	CONGO (REPUBLIC OF)
	COTE D'IVOIRE
	GABON
	GHANA
	MAURITANIA
	NAMIBIA
	NIGERIA
SENEGAL	
SIERRA LEONE	
TOGO	
Western Europe	FRANCE



Destination Region Layout

Reporting Region	Country
Central Africa	EQUATORIAL GUINEA
	MALAWI
	SAO TOME AND PRINCIPE
Central America	ARGENTINA
Central Europe	AUSTRIA
	CROATIA (local name Hrvatska)
	CZECH REPUBLIC
	ESTONIA
	GEORGIA
	LUXEMBOURG
	POLAND
	SLOVENIA
	SWEDEN
	SWITZERLAND
	Central-America
Eastern Africa	DJIBOUTI
	ETHIOPIA
	KENYA
	SOMALIA
	SUDAN
	UGANDA
	UNITED REPUBLIC OF TANZANIA
Eastern Europe	BULGARIA
	LATVIA
	LITHUANIA
	ROMANIA
	UKRAINE
European Union	AUSTRIA
	BELGIUM
	BULGARIA
	CROATIA (local name Hrvatska)
	CYPRUS
	CZECH REPUBLIC



Destination Region Layout

Reporting Region	Country
European Union	DENMARK
	ESTONIA
	FINLAND
	FRANCE
	GEORGIA
	GERMANY
	GREECE
	ITALY
	LATVIA
	LITHUANIA
	LUXEMBOURG
	MALTA
	NETHERLANDS
	NORWAY
	POLAND
	PORTUGAL
	ROMANIA
	SLOVENIA
	SPAIN
	SWEDEN
SWITZERLAND	
UKRAINE	
Far East	HONG KONG
	JAPAN
	SINGAPORE
	TAIWAN
Indian Ocean Island	COMOROS
	MADAGASCAR
	MALDIVES
	MAURITIUS
	MAYOTTE
	REUNION
	SEYCHELLES



Destination Region Layout

Reporting Region	Country
Indian Ocean islands	COMOROS
	MADAGASCAR
	MALDIVES
	MAURITIUS
	MAYOTTE
	REUNION
	SEYCHELLES
Middle East	AZERBAIJAN
	BAHRAIN
	IRAN (ISLAMIC REPUBLIC OF)
	ISRAEL
	JORDAN
	KUWAIT
	LEBANON
	OMAN
	PAKISTAN
	QATAR
	SAUDI ARABIA
	SYRIAN ARAB REPUBLIC
	TURKEY
	UNITED ARAB EMIRATES
	YEMEN
New Zealand	NEW ZEALAND
North America (Canada)	CANADA
	MEXICO
North-America	CANADA
	MEXICO
	UNITED STATES
Northern Africa	EGYPT
	LIBYAN ARAB JAMAHIRIYA
	MOROCCO
	TUNISIA
Northern Europe	BELGIUM



Destination Region Layout

Reporting Region	Country
Northern Europe	DENMARK
	FINLAND
	GERMANY
	NETHERLANDS
	NORWAY
Oceania	AUSTRALIA
	FIJI
	NEW ZEALAND
	TONGA
Russia	RUSSIAN FEDERATION
Russian Federation	RUSSIAN FEDERATION
South America	BRAZIL
	CHILE
	CUBA
	PARAGUAY
	PERU
	URUGUAY
	VENEZUELA
South-America	BRAZIL
	CHILE
	PARAGUAY
	PERU
	URUGUAY
	VENEZUELA
Southern Africa	LESOTHO
	MOZAMBIQUE
	SOUTH AFRICA
	SWAZILAND
	ZAMBIA
	ZIMBABWE
Southern Europe	CYPRUS
	GREECE
	ITALY



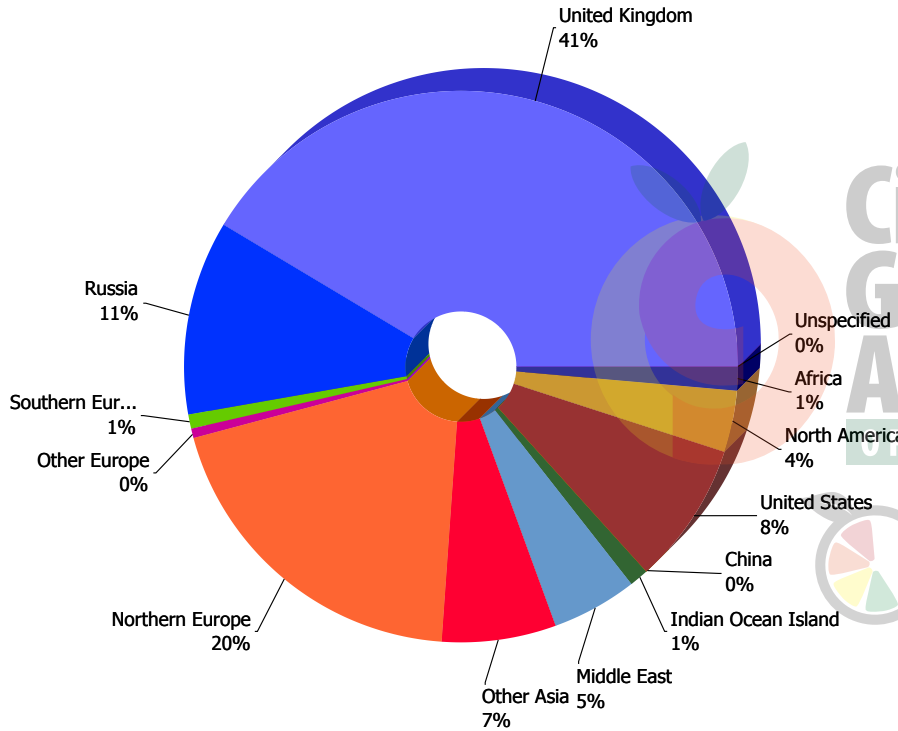
Destination Region Layout

Reporting Region	Country
Southern Europe	MALTA
	PORTUGAL
	SPAIN
United Kingdom	IRELAND
	UNITED KINGDOM
United States	PUERTO RICO
	UNITED STATES
Western Africa	ANGOLA
	BENIN
	CONGO (REPUBLIC OF)
	COTE D'IVOIRE
	GABON
	GHANA
	MAURITANIA
	NAMIBIA
	NIGERIA
	SENEGAL
	SIERRA LEONE
	TOGO
Western Europe	FRANCE

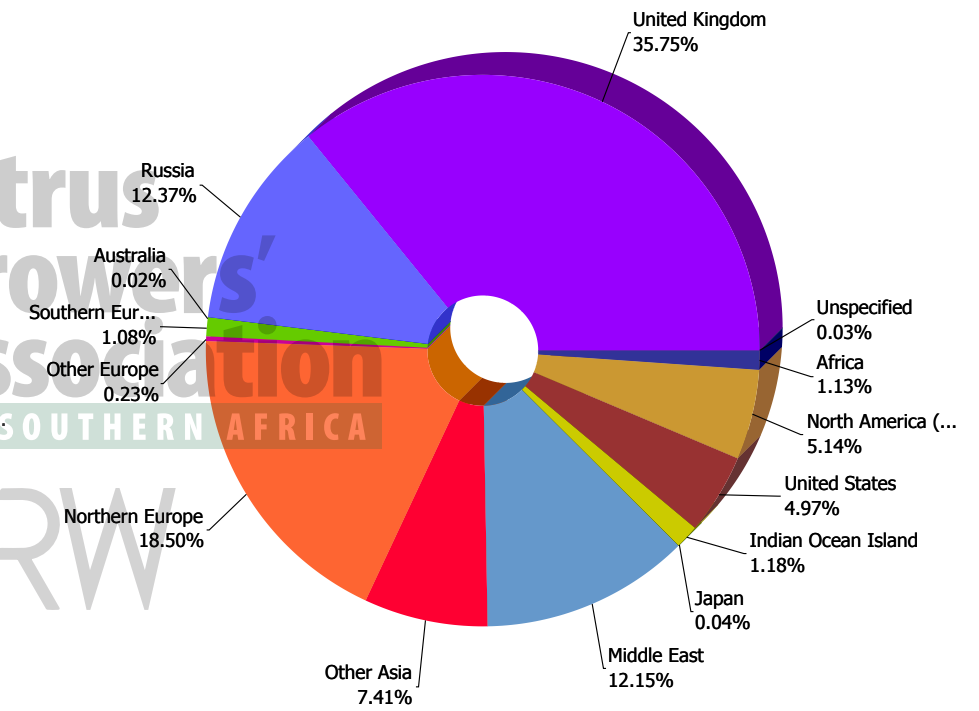


Soft Citrus Exported: Current Season vs Previous Season

Current Season (YTD)

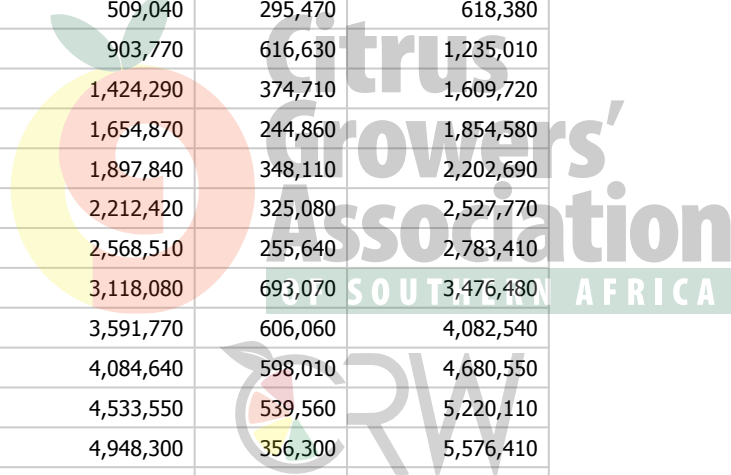


Previous Season (YTD)



Soft Citrus Exported to All Markets: Current Season vs Previous Season

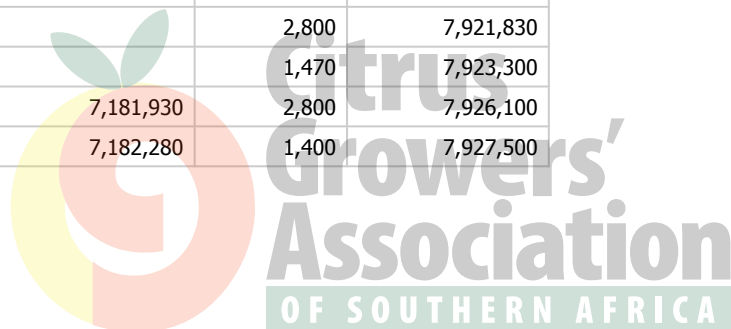
Week	Current Season		Previous Season		2 Seasons Ago	
	Cur Eqv Ctns	Cur Cum Eqv Ctns	Prev Eqv Ctns	Prev Cum Eqv Ctns	Prev Eqv Ctns	Prev Cum Eqv Ctns
1			4,270	4,270		
8			1,400	5,670	1,470	1,470
9					1,400	2,870
10	4,200	4,200	26,600	32,270		
11	21,070	25,270	51,800	84,070	30,940	33,810
12	96,740	122,010	87,290	171,360	76,090	109,900
13	142,800	264,810	200,480	371,840	213,010	322,910
14	267,470	532,280	137,200	509,040	295,470	618,380
15	179,900	712,180	394,730	903,770	616,630	1,235,010
16	342,790	1,054,970	520,520	1,424,290	374,710	1,609,720
17	224,700	1,279,670	230,580	1,654,870	244,860	1,854,580
18	216,860	1,496,530	242,970	1,897,840	348,110	2,202,690
19	374,434	1,870,964	314,580	2,212,420	325,080	2,527,770
20	469,540	2,340,504	356,090	2,568,510	255,640	2,783,410
21	404,255	2,744,758	549,570	3,118,080	693,070	3,476,480
22	610,295	3,355,053	473,690	3,591,770	606,060	4,082,540
23	434,151	3,789,204	492,870	4,084,640	598,010	4,680,550
24	610,314	4,399,517	448,910	4,533,550	539,560	5,220,110
25	461,654	4,861,171	414,750	4,948,300	356,300	5,576,410
26	335,362	5,196,533	345,800	5,294,100	319,340	5,895,750
27	260,135	5,456,668	209,650	5,503,750	240,380	6,136,130
28	110,224	5,566,892	187,110	5,690,860	278,880	6,415,010
29	173,235	5,740,127	185,220	5,876,080	180,880	6,595,890
30	227,137	5,967,264	255,640	6,131,720	214,340	6,810,230
31	230,146	6,197,411	270,410	6,402,130	213,150	7,023,380
32	211,864	6,409,274	140,140	6,542,270	111,580	7,134,960
33	238,250	6,647,524	210,770	6,753,040	234,850	7,369,810
34	230,360	6,877,884	113,680	6,866,720	220,360	7,590,170
35	364,735	7,242,619	138,180	7,004,900	104,020	7,694,190
36	159,920	7,402,539	81,410	7,086,310	124,810	7,819,000
37	127,521	7,530,060	31,780	7,118,090	68,390	7,887,390



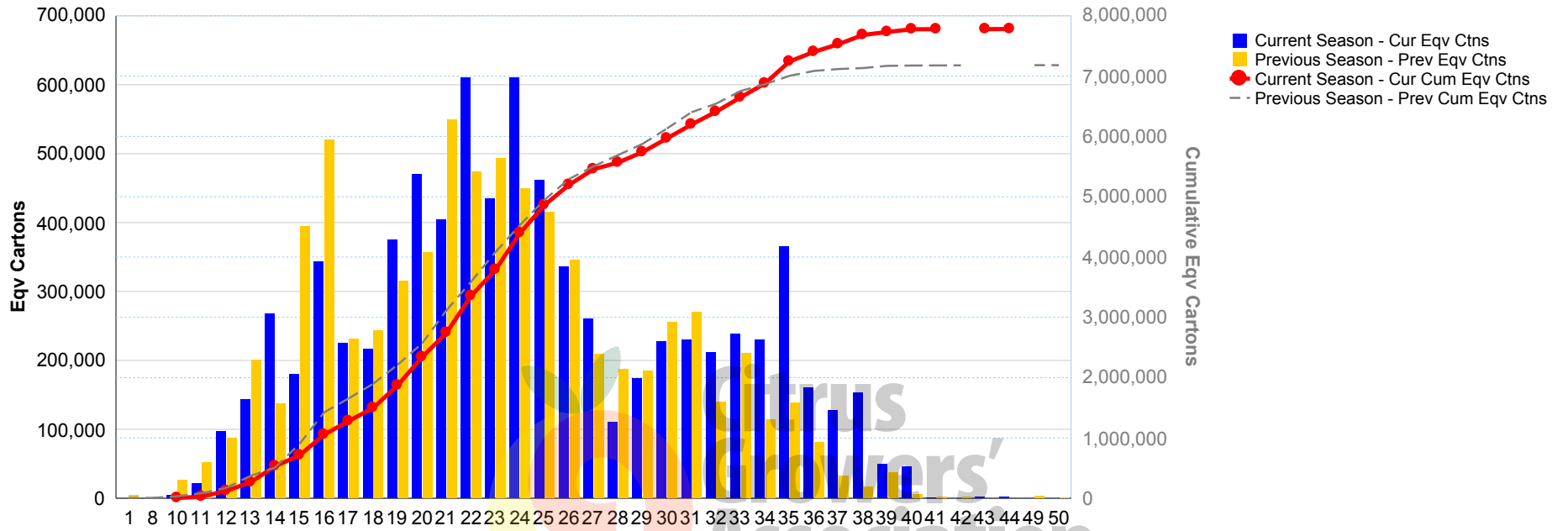
Soft Citrus Exported to All Markets: Current Season vs Previous Season

Week	Current Season		Previous Season		2 Seasons Ago	
	Cur Eqv Ctns	Cur Cum Eqv Ctns	Prev Eqv Ctns	Prev Cum Eqv Ctns	Prev Eqv Ctns	Prev Cum Eqv Ctns
38	152,797	7,682,857	16,170	7,134,260	22,750	7,910,140
39	49,280	7,732,137	36,750	7,171,010	2,450	7,912,590
40	45,393	7,777,530	5,110	7,176,120		
41	529	7,778,058	1,400	7,177,520	3,360	7,915,950
42			1,610	7,179,130	3,080	7,919,030
43	1,960	7,780,018				
44	1,309	7,781,328				
46					2,800	7,921,830
47					1,470	7,923,300
49			2,800	7,181,930	2,800	7,926,100
50			350	7,182,280	1,400	7,927,500

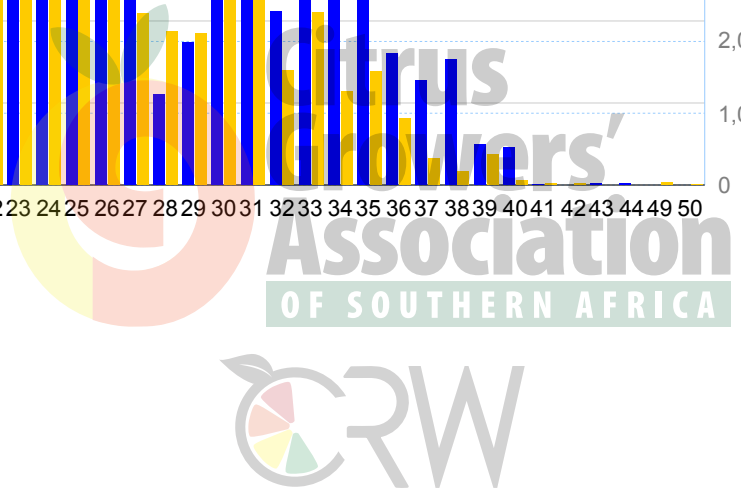
16 Nov 2012 8:45:39 AM



Soft Citrus Exported to All Markets: Current Season vs Previous Season

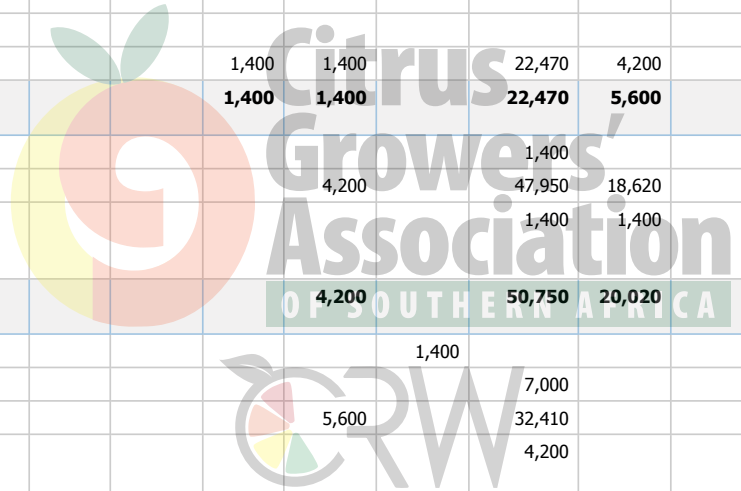


16 Nov 2012 8:45:39 AM



Soft Citrus Exported to All Markets: Current Season per Week, Variety and Destination

Eqv Ctns By Year Week and Variety Group			Asia	Central Africa	Central Europe	Eastern Africa	Eastern Europe	Far East	Indian Ocean Island	Middle East	North America (Canada)	Northern Europe	Russia	South America	Southern Europe	United Kingdom	United States	Western Africa	Western Europe	Region Total	
2012	10	Satsumas														4,200				4,200	
		Weekly Total															4,200				4,200
	11	Satsumas					1,400					2,870				16,800					21,070
		Weekly Total					1,400					2,870				16,800					21,070
	12	Mandarins														9,800					9,800
		Satsumas									1,400		18,200	2,800		64,540					86,940
		Weekly Total									1,400		18,200	2,800		74,340					96,740
	13	Experimental Exotic Citrus												1,400							1,400
		Mandarins														8,470					8,470
		Satsumas	1,400							1,400	1,400	22,470	4,200			102,060					132,930
		Weekly Total	1,400							1,400	1,400	22,470	5,600			110,530					142,800
	14	Clementine											1,400								1,400
		Satsumas									4,200		47,950	18,620		171,500					242,270
		Variety Group Not Set										1,400	1,400			21,000					23,800
		Weekly Total									4,200		50,750	20,020		192,500					267,470
	15	Clementine										1,400				490					1,890
		Mandarins											7,000			7,000					14,000
		Satsumas									5,600		32,410			114,100		700			152,810
		Variety Group Not Set											4,200			7,000					11,200
		Weekly Total									5,600	1,400	43,610			128,590		700			179,900
16	Clementine									280		2,800			18,060			1,400		22,540	
	Mandarins							2,800							1,400					4,200	
	Satsumas			1,400		2,940		2,100	6,720	2,030	78,260	5,600		212,730		1,400				313,180	
	Variety Group Not Set													1,470		1,400				2,870	
	Weekly Total			1,400		2,940	2,800	2,100	7,000	2,030	81,060	5,600		233,660		4,200				342,790	
17	Clementine									1,400		700			6,090					8,190	
	Experimental Exotic Citrus														1,400					1,400	
	Mandarins							1,400		2,800					1,050					5,250	
	Satsumas							2,030	2,450		35,770	49,490			120,120					209,860	



Soft Citrus Exported to All Markets: Current Season per Week, Variety and Destination

Eqv Ctns By Year Week and Variety Group			Asia	Central Africa	Central Europe	Eastern Africa	Eastern Europe	Far East	Indian Ocean Island	Middle East	North America (Canada)	Northern Europe	Russia	South America	Southern Europe	United Kingdom	United States	Western Africa	Western Europe	Region Total	
2012	17	Weekly Total						1,400	2,030	6,650		36,470	49,490			128,660				224,700	
	18	Clementine						1,470		4,200	12,600	2,380	1,610			27,370		1,400		51,030	
		Mandarins										1,820				70				1,890	
		Satsumas							2,100		1,400	15,470	68,180			63,910		1,680		152,740	
		Variety Group Not Set											11,200								11,200
		Weekly Total						1,470	2,100	4,200	14,000	19,670	80,990			91,350		3,080		216,860	
	19	Clementine	2,730					2,100		15,039	1,400	25,340				118,295		1,540		166,445	
		Mandarins	5,670					8,960		2,744						6,650					24,024
		Satsumas						1,400	2,100	5,740		27,930	2,800			136,295					176,265
		Variety Group Not Set											7,700								7,700
		Weekly Total	8,400					12,460	2,100	23,524	1,400	53,270	10,500			261,240		1,540		374,434	
	20	Clementine			770		1,400	1,400	700	10,099	26,250	77,511	28,420		1,750	151,866	10,010	1,820		311,997	
		Mandarins	7,070					21,000	1,400	4,663			140			9,170					43,443
		Satsumas	1,400		1,400			2,800		630		17,430	18,480		1,400	45,430		210			89,180
		Variety Group Not Set									1,260		23,660								24,920
		Weekly Total	8,470		2,170		1,400	25,200	2,100	15,393	27,510	94,941	70,700		3,150	206,466	10,010	2,030		469,540	
	21	Clementine	7,280	256	630			6,908	2,100	15,051	29,960	41,551	41,300			115,805	25,060	6,230		292,132	
		Mandarins	10,710				1,400	5,390	4,270	8,862		4,648	770			18,011	1,400	1,400		56,861	
		Satsumas								6,230			280	4,480		23,692					34,682
		Variety Group Not Set											20,580								20,580
		Weekly Total	17,990	256	630		1,400	12,298	6,370	30,143	29,960	46,479	67,130			157,508	26,460	7,630		404,255	
	22	Clementine	8,120		700			3,850	1,902	24,680	51,117	56,025	49,420			138,363	56,980	2,151		393,308	
		Mandarins	7,560					27,720	955	13,932	3,107	7,000	4,060		1,400	13,992	5,600			85,326	
	Satsumas								1,610			420			20,571					22,601	
	Variety Group Not Set															109,060				109,060	
	Weekly Total	15,680		700			31,570	2,856	40,222	54,224	63,025	53,900		1,400	172,926	171,640	2,151		610,295		
23	Clementine	1,400						5,250	9,380		46,904	4,200			164,172		1,440		232,746		
	Mandarins	21,000					36,400	3,360	28,938		1,807	1,400		1,400	23,240					117,545	

Soft Citrus Exported to All Markets: Current Season per Week, Variety and Destination

Eqv Ctns By Year Week and Variety Group			Asia	Central Africa	Central Europe	Eastern Africa	Eastern Europe	Far East	Indian Ocean Island	Middle East	North America (Canada)	Northern Europe	Russia	South America	Southern Europe	United Kingdom	United States	Western Africa	Western Europe	Region Total		
2012	28	Set																				
		Weekly Total		5,682			1,610	10,640	2,030	8,400		37,797	7,700		1,400	33,178		1,788		110,224		
2012	29	Clementine							244			1,400	350		4,200	12,530		700			19,424	
		Experimental Exotic Citrus					1,400	210	1,400	3,990		4,200				22,190						33,390
		Mandarins	1,400	5,670					10,509	1,608	10,445	21,350	21,858	8,750		1,592	13,179	5,818	5,460			107,640
		Satsumas																1,511				1,511
		Variety Group Not Set												11,270								11,270
		Weekly Total	1,400	5,670				1,400	10,719	3,251	14,435	21,350	27,458	20,370		5,792	47,899	7,330	6,160		173,235	
2012	30	Clementine							1,330		2,800	4,200				14,393	4,200	3,710			30,633	
		Experimental Exotic Citrus					1,400		5,314	70		8,540				3,430	770					19,524
		Experimental Soft Citrus									840											840
		Mandarins		7,140					2,660	2,800	9,800	28,496	62,838	4,550		3,115	45,570	5,600	3,570			176,139
		Weekly Total		7,140				1,400	2,660	9,444	10,710	31,296	75,578	4,550		3,115	63,393	10,570	7,280		227,137	
2012	31	Clementine									1,400	1,400				13,329		1,540			17,669	
		Experimental Exotic Citrus						1,176	630		139		2,590			8,400						12,935
		Mandarins		6,440				2,380	7,210	3,220	17,360	7,000	71,774	3,710		5,670	71,699		1,680	1,400		199,543
		Weekly Total		6,440				2,380	8,386	3,850	17,499	8,400	75,764	3,710		5,670	93,428		3,220	1,400	230,146	
2012	32	Clementine										1,597				6,205					7,802	
		Experimental Exotic Citrus		416		891			840	1,540		4,548	2,800			18,995	5,810	2,660				38,500
		Mandarins		3,010		140	980	3,290	3,920	7,713	12,600	63,385	210		3,080	39,934	22,540	3,360				164,161
		Satsumas				1,400																
		Weekly Total		3,426		2,431	980	3,290	4,760	9,253	12,600	69,530	3,010		3,080	65,134	28,350	6,020			211,864	
2012	33	Clementine		840							2,800	1,820				3,360					8,820	
		Experimental Exotic Citrus						1,400	1,470			2,800				12,250		1,750				19,670
		Mandarins		5,250				2,757	490	11,774	9,800	71,659	8,890		4,797	88,104		5,850	109			209,480
		Satsumas											280									
		Weekly Total		6,090					4,157	1,960	11,774	12,600	76,279	9,170		4,797	103,714		7,600	109	238,250	
2012	34	Clementine						140	1,400			12,670				2,940				1,400	18,550	
		Experimental Exotic Citrus							910	1,053									1,400			3,363

Soft Citrus Exported to All Markets: Current Season per Week, Variety and Destination

Eqv Ctns By Year Week and Variety Group			Asia	Central Africa	Central Europe	Eastern Africa	Eastern Europe	Far East	Indian Ocean Island	Middle East	North America (Canada)	Northern Europe	Russia	South America	Southern Europe	United Kingdom	United States	Western Africa	Western Europe	Region Total	
2012	34	Mandarins	4,200					1,647	140	2,706	34,754	56,431			10,292	89,458	6,580	280	1,960	208,446	
		Weekly Total	4,200					1,787	2,450	3,759	34,754	69,101			10,292	92,398	6,580	1,680	3,360	230,360	
	35	Clementine									1,470		21,911			3,920	12,930	4,200			44,431
		Experimental Exotic Citrus														3,430					3,430
		Mandarins	3,010						4,410		4,157	7,770	122,038	9,660		5,950	125,788	22,890	5,040	6,160	316,874
		Weekly Total	3,010						4,410		5,627	7,770	143,949	9,660		9,870	142,149	27,090	5,040	6,160	364,735
	36	Clementine											2,800			1,400	12,810				17,010
		Experimental Exotic Citrus				1,400													490		1,890
		Mandarins	1,400						1,916	2,030	10,796		31,826	13,020		1,470	59,010	1,400	3,661	1,400	127,930
		SoftCitrus								7,140			420	630		2,800			2,100		13,090
		Weekly Total	1,400			1,400			1,916	9,170	10,796		35,046	13,650		5,670	71,820	1,400	6,251	1,400	159,920
	37	Clementine	700								1,400		9,167				6,553		350		18,169
		Experimental Exotic Citrus				70											2,800				2,870
		Mandarins	6,370			70			3,920		4,316	4,200	26,890	14,840		1,400	27,736	7,210	2,459		99,412
		SoftCitrus								5,810									1,260		7,070
		Weekly Total	7,070			140			3,920		11,526	4,200	36,057	14,840		1,400	37,089	7,210	4,069		127,521
	38	Clementine				1,400				1,400		4,900	15,680				20,005	1,400			44,785
		Experimental Exotic Citrus												9,870					140		10,010
		Mandarins	840						2,660	1,540	3,387	7,700	20,737	31,640		280	24,297	2,310	1,911		97,302
		SoftCitrus								490			210								700
Weekly Total		840			1,400			2,660	3,430	3,387	12,600	36,627	41,510		280	44,302	3,710	2,051		152,797	
39	Clementine									1,540	490	2,800								4,830	
	Experimental Exotic Citrus								70			1,610								1,680	
	Mandarins	2,800			140			1,470	1,190	6,440	7,910	3,010	7,840		2,800	5,600	3,570			42,770	
	Weekly Total	2,800			140			1,470	1,260	7,980	8,400	7,420	7,840		2,800	5,600	3,570			49,280	
40	Mandarins	2,524			1,400					480	1,400	12,879	3,990		18,827			3,823		45,323	
	Satsumas												70							70	
	Weekly Total	2,524			1,400					480	1,400	12,879	4,060		18,827			3,823		45,393	
41	Mandarins																	529		529	
	Weekly Total																	529		529	

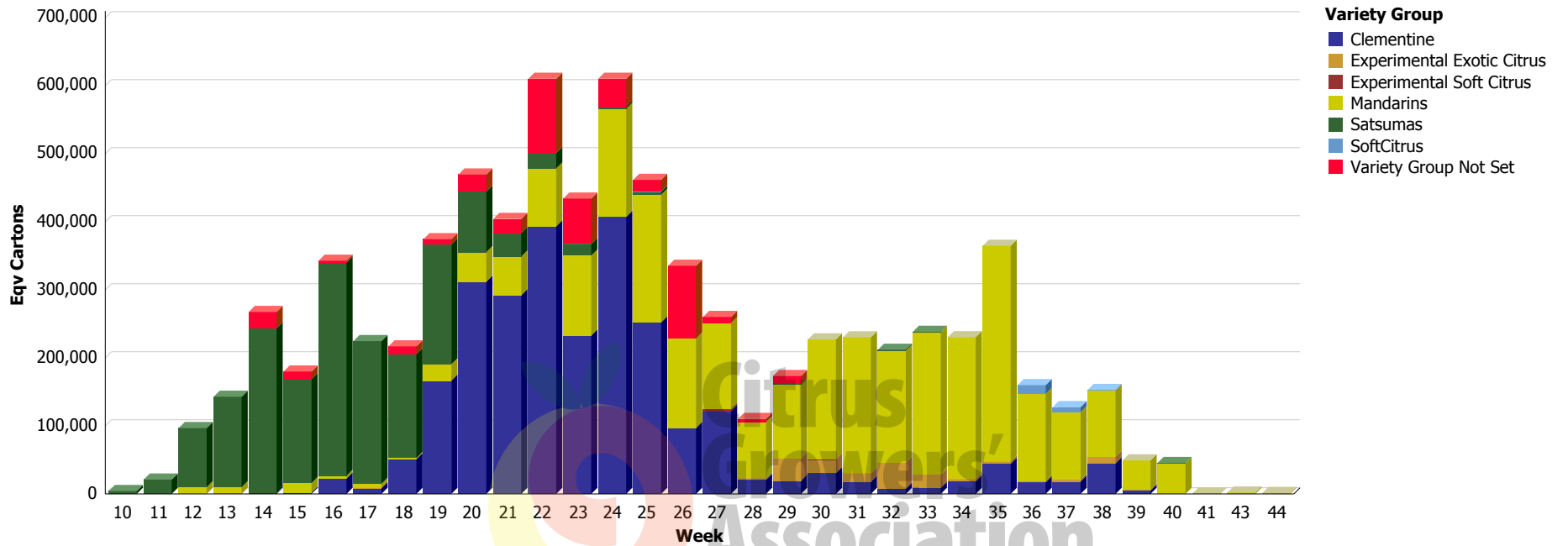
Soft Citrus Exported to All Markets: Current Season per Week, Variety and Destination

Eqv Ctns By Year Week and Variety Group			Asia	Central Africa	Central Europe	Eastern Africa	Eastern Europe	Far East	Indian Ocean Island	Middle East	North America (Canada)	Northern Europe	Russia	South America	Southern Europe	United Kingdom	United States	Western Africa	Western Europe	Region Total	
2012	43	Mandarins							1,400									560		1,960	
		Weekly Total							1,400										560		1,960
	44	Experimental Exotic Citrus																	992		992
		Mandarins																	317		317
		Weekly Total																1,309		1,309	
Total			1,400	190,836	256	4,900	12,511	22,890	324,583	85,215	400,672	364,824	1,501,201	889,840	1,470	75,273	3,235,501	559,840	96,286	13,829	7,781,328

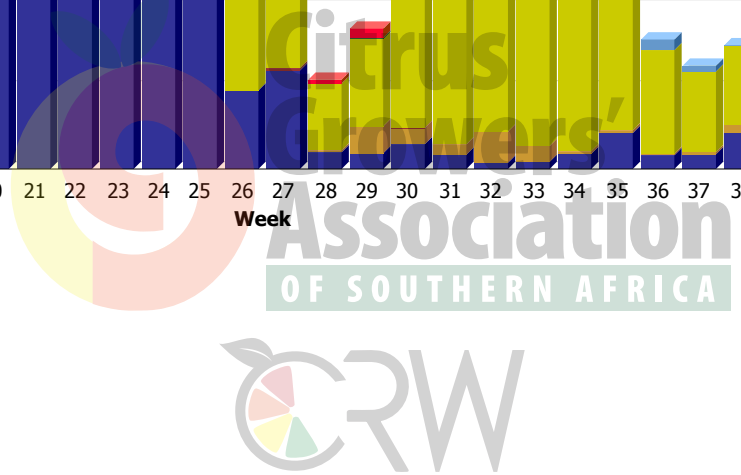
16 Nov 2012 8:45:39 AM



Soft Citrus Exported to All Markets: Current Season per Week and Variety

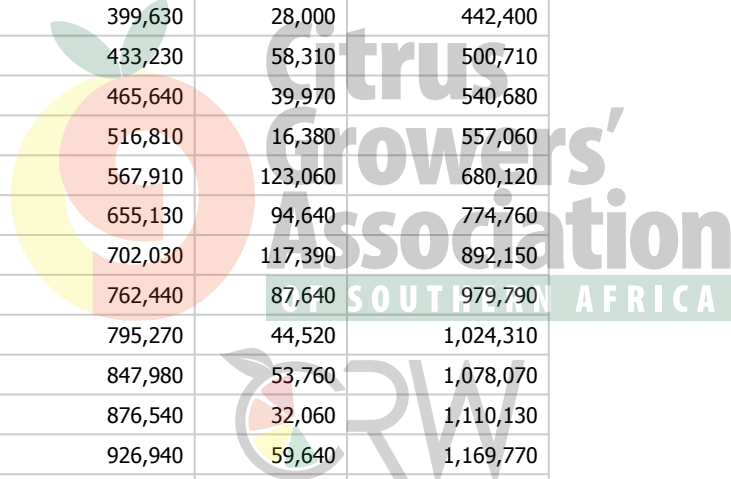


16 Nov 2012 8:45:39 AM



Soft Citrus Exported to Northern Europe: Current Season vs Previous Season

Week	Current Season		Previous Season		2 Seasons Ago	
	Cur Eqv Ctns	Cur Cum Eqv Ctns	Prev Eqv Ctns	Prev Cum Eqv Ctns	Prev Eqv Ctns	Prev Cum Eqv Ctns
10			2,800	2,800		
11	2,870	2,870	4,200	7,000	7,210	7,210
12	18,200	21,070	23,940	30,940	27,090	34,300
13	22,470	43,540	78,400	109,340	78,540	112,840
14	50,750	94,290	36,400	145,740	87,150	199,990
15	43,610	137,900	94,500	240,240	117,530	317,520
16	81,060	218,960	116,970	357,210	96,880	414,400
17	36,470	255,430	42,420	399,630	28,000	442,400
18	19,670	275,100	33,600	433,230	58,310	500,710
19	53,270	328,370	32,410	465,640	39,970	540,680
20	94,941	423,311	51,170	516,810	16,380	557,060
21	46,479	469,790	51,100	567,910	123,060	680,120
22	63,025	532,815	87,220	655,130	94,640	774,760
23	48,711	581,526	46,900	702,030	117,390	892,150
24	59,962	641,488	60,410	762,440	87,640	979,790
25	73,993	715,480	32,830	795,270	44,520	1,024,310
26	41,256	756,737	52,710	847,980	53,760	1,078,070
27	40,981	797,717	28,560	876,540	32,060	1,110,130
28	37,797	835,515	50,400	926,940	59,640	1,169,770
29	27,458	862,972	35,490	962,430	36,890	1,206,660
30	75,578	938,551	57,680	1,020,110	48,020	1,254,680
31	75,764	1,014,314	89,320	1,109,430	35,210	1,289,890
32	69,530	1,083,844	21,630	1,131,060	19,880	1,309,770
33	76,279	1,160,124	64,120	1,195,180	52,360	1,362,130
34	69,101	1,229,224	31,010	1,226,190	47,600	1,409,730
35	143,949	1,373,173	40,950	1,267,140	16,730	1,426,460
36	35,046	1,408,219	25,900	1,293,040	47,250	1,473,710
37	36,057	1,444,275	13,370	1,306,410	22,190	1,495,900
38	36,627	1,480,902	2,660	1,309,070	2,800	1,498,700
39	7,420	1,488,322	19,320	1,328,390		
40	12,879	1,501,201				

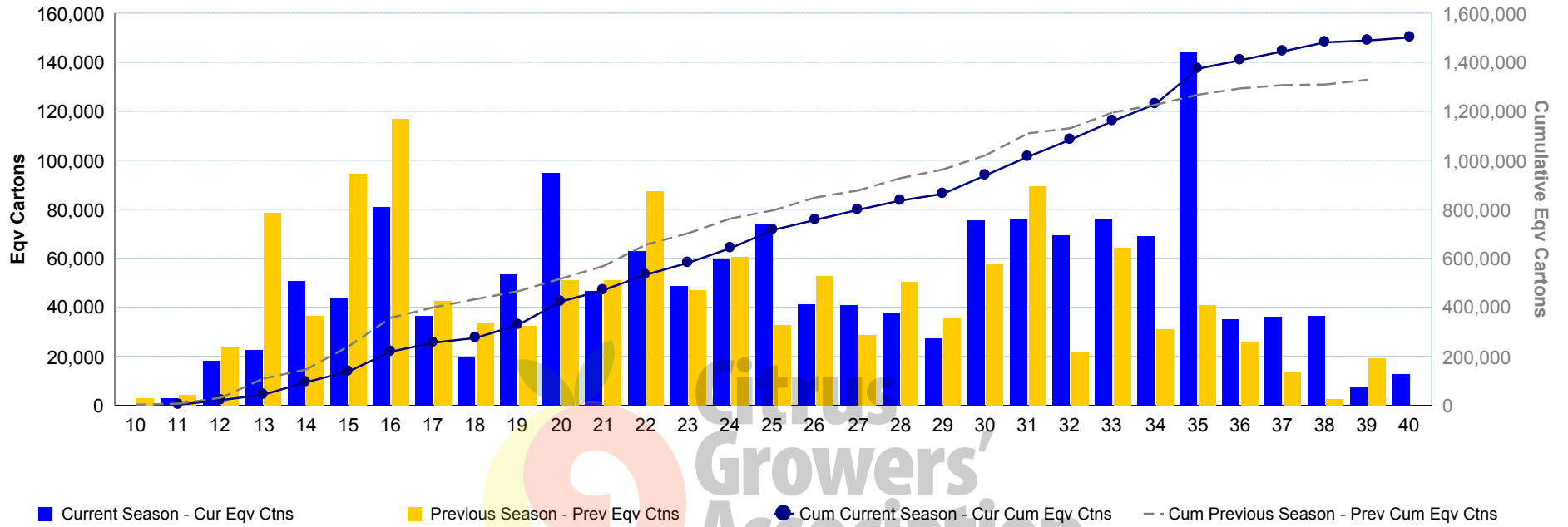


Soft Citrus Exported to Northern Europe: Current Season vs Previous Season

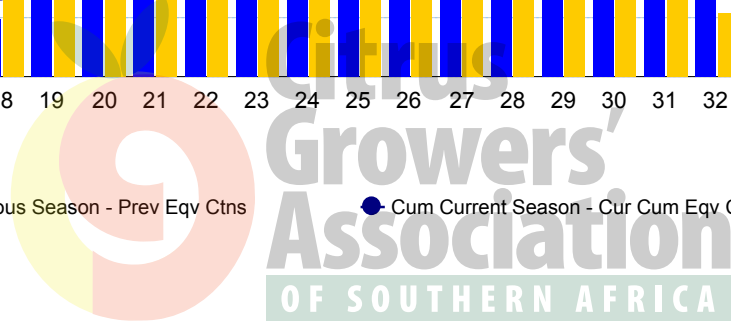
16 Nov 2012 8:45:39 AM



Soft Citrus Exported to Northern Europe: Current Season vs Previous Season

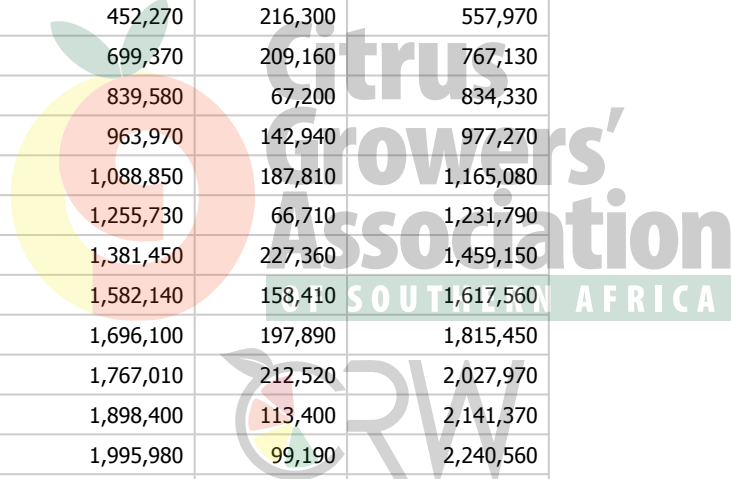


16 Nov 2012 8:45:39 AM



Soft Citrus Exported to the UK: Current Season vs Previous Season

Week	Current Season		Previous Season		2 Seasons Ago	
	Cur Eqv Ctns	Cur Cum Eqv Ctns	Prev Eqv Ctns	Prev Cum Eqv Ctns	Prev Eqv Ctns	Prev Cum Eqv Ctns
8			1,400	1,400		
9					1,400	1,400
10	4,200	4,200	23,800	25,200		
11	16,800	21,000	39,200	64,400	23,730	25,130
12	74,340	95,340	56,280	120,680	44,800	69,930
13	110,530	205,870	102,270	222,950	119,070	189,000
14	192,500	398,370	75,670	298,620	152,670	341,670
15	128,590	526,960	153,650	452,270	216,300	557,970
16	233,660	760,620	247,100	699,370	209,160	767,130
17	128,660	889,280	140,210	839,580	67,200	834,330
18	88,550	977,830	124,390	963,970	142,940	977,270
19	257,040	1,234,870	124,880	1,088,850	187,810	1,165,080
20	200,866	1,435,736	166,880	1,255,730	66,710	1,231,790
21	153,308	1,589,044	125,720	1,381,450	227,360	1,459,150
22	170,126	1,759,170	200,690	1,582,140	158,410	1,617,560
23	199,032	1,958,202	113,960	1,696,100	197,890	1,815,450
24	96,670	2,054,872	70,910	1,767,010	212,520	2,027,970
25	178,077	2,232,950	131,390	1,898,400	113,400	2,141,370
26	48,882	2,281,832	97,580	1,995,980	99,190	2,240,560
27	108,140	2,389,972	39,620	2,035,600	82,040	2,322,600
28	33,178	2,423,150	54,530	2,090,130	106,820	2,429,420
29	47,899	2,471,048	38,780	2,128,910	63,770	2,493,190
30	67,943	2,538,992	88,690	2,217,600	85,470	2,578,660
31	93,428	2,632,420	76,230	2,293,830	88,550	2,667,210
32	68,844	2,701,263	38,500	2,332,330	44,730	2,711,940
33	103,714	2,804,977	91,910	2,424,240	93,730	2,805,670
34	92,398	2,897,374	37,240	2,461,480	127,050	2,932,720
35	143,619	3,040,993	44,100	2,505,580	39,270	2,971,990
36	71,820	3,112,814	31,570	2,537,150	34,020	3,006,010
37	37,089	3,149,902	9,030	2,546,180	40,670	3,046,680
38	44,302	3,194,204	5,600	2,551,780	11,410	3,058,090



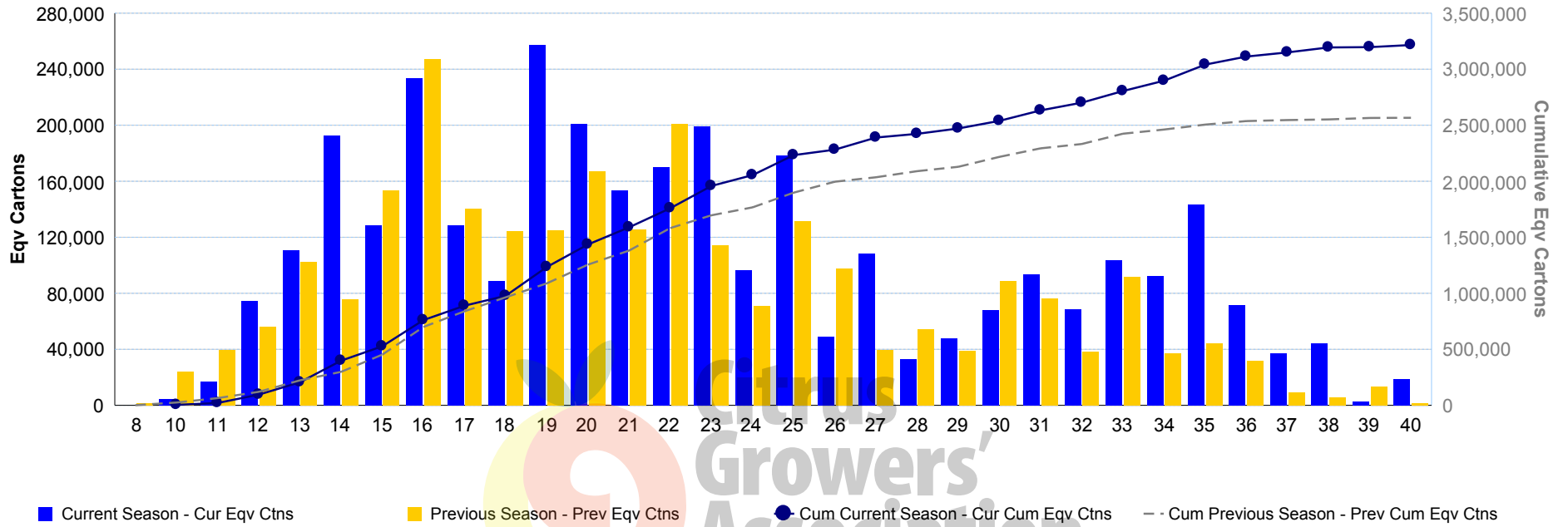
Soft Citrus Exported to the UK: Current Season vs Previous Season

Week	Current Season		Previous Season		2 Seasons Ago	
	Cur Eqv Ctns	Cur Cum Eqv Ctns	Prev Eqv Ctns	Prev Cum Eqv Ctns	Prev Eqv Ctns	Prev Cum Eqv Ctns
39	2,800	3,197,004	13,300	2,565,080		
40	18,827	3,215,831	1,400	2,566,480		


16 Nov 2012 8:45:39 AM



Soft Citrus Exported to the UK: Current Season vs Previous Season

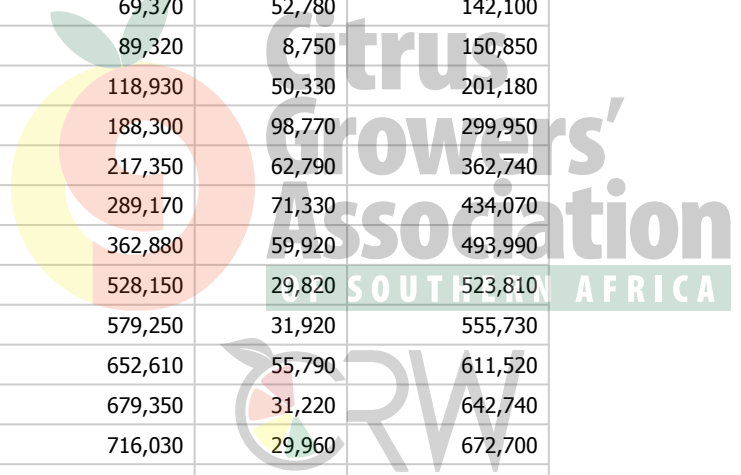


16 Nov 2012 8:45:39 AM



Soft Citrus Exported to the Middle East: Current Season vs Previous Season

Week	Current Season		Previous Season		2 Seasons Ago	
	Cur Eqv Ctns	Cur Cum Eqv Ctns	Prev Eqv Ctns	Prev Cum Eqv Ctns	Prev Eqv Ctns	Prev Cum Eqv Ctns
11			2,800	2,800		
12	1,400	1,400	1,470	4,270	2,800	2,800
13	1,400	2,800	5,670	9,940	8,400	11,200
14	4,200	7,000	12,530	22,470	12,600	23,800
15	5,600	12,600	9,800	32,270	13,930	37,730
16	7,000	19,600	18,690	50,960	31,360	69,090
17	6,650	26,250	11,410	62,370	20,230	89,320
18	4,200	30,450	7,000	69,370	52,780	142,100
19	23,524	53,974	19,950	89,320	8,750	150,850
20	15,393	69,366	29,610	118,930	50,330	201,180
21	30,143	99,510	69,370	188,300	98,770	299,950
22	40,222	139,732	29,050	217,350	62,790	362,740
23	38,318	178,050	71,820	289,170	71,330	434,070
24	33,110	211,160	73,710	362,880	59,920	493,990
25	43,229	254,389	165,270	528,150	29,820	523,810
26	17,570	271,959	51,100	579,250	31,920	555,730
27	11,685	283,644	73,360	652,610	55,790	611,520
28	8,400	292,044	26,740	679,350	31,220	642,740
29	14,435	306,479	36,680	716,030	29,960	672,700
30	10,710	317,189	35,910	751,940	14,840	687,540
31	17,499	334,688	22,540	774,480	11,200	698,740
32	9,253	343,942	19,880	794,360	5,600	704,340
33	11,774	355,716	36,470	830,830	8,890	713,230
34	3,759	359,475	16,730	847,560	11,900	725,130
35	4,857	364,332	6,370	853,930	4,200	729,330
36	10,796	375,129	10,360	864,290	3,570	732,900
37	11,526	386,655	4,410	868,700	560	733,460
38	3,317	389,972	2,100	870,800	420	733,880
39	7,980	397,952			1,400	735,280
40	480	398,432	1,610	872,410		
49			2,800	875,210		



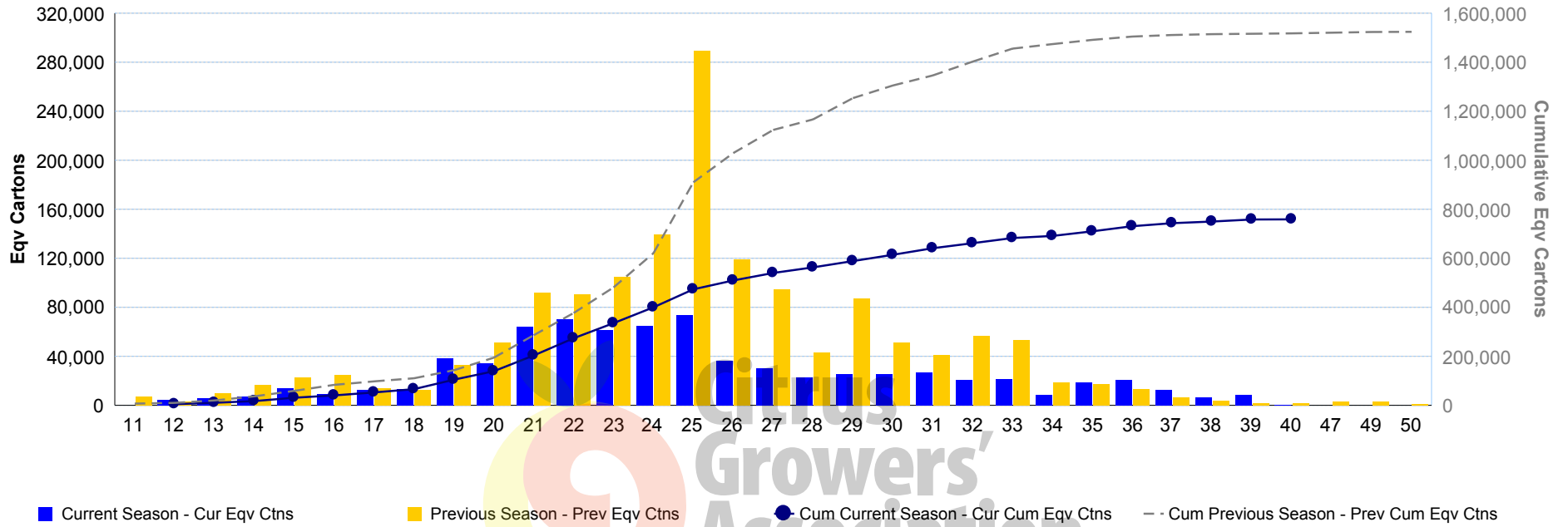
Soft Citrus Exported to the Middle East: Current Season vs Previous Season

Week	Current Season		Previous Season		2 Seasons Ago	
	Cur Eqv Ctns	Cur Cum Eqv Ctns	Prev Eqv Ctns	Prev Cum Eqv Ctns	Prev Eqv Ctns	Prev Cum Eqv Ctns
50			350	875,560		


16 Nov 2012 8:45:39 AM



Soft Citrus Exported to the Middle East: Current Season vs Previous Season



16 Nov 2012 8:45:39 AM



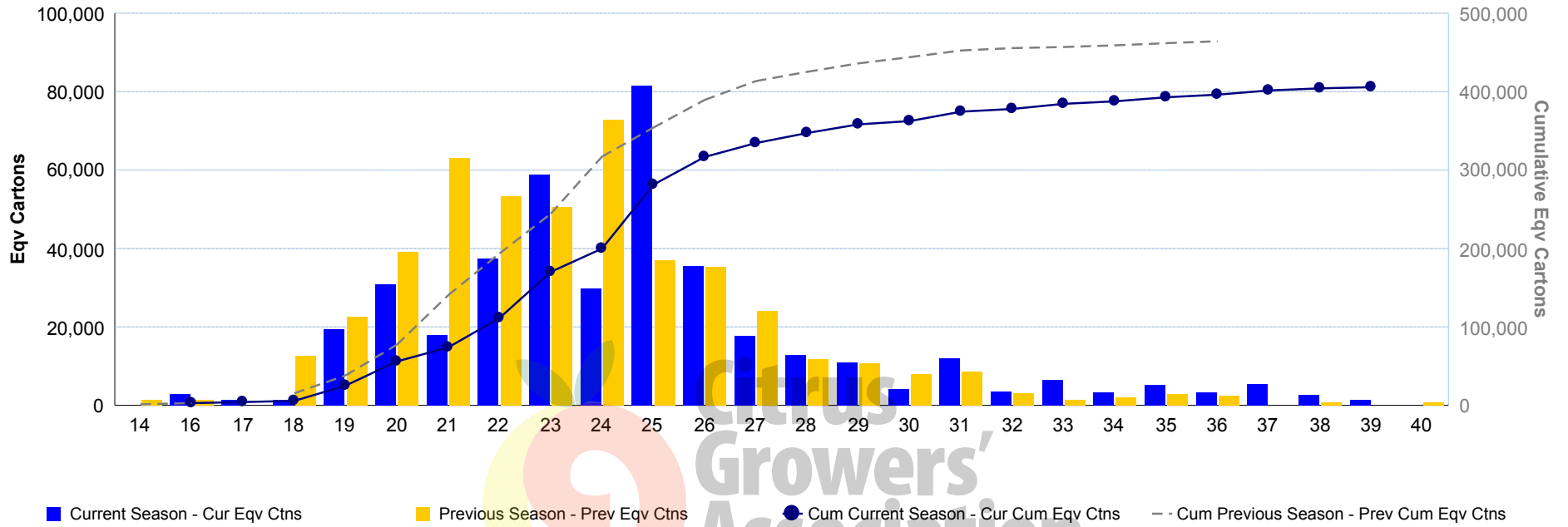
Soft Citrus Exported to the Far East: Current Season vs Previous Season

Week	Current Season		Previous Season		2 Seasons Ago	
	Cur Eqv Ctns	Cur Cum Eqv Ctns	Prev Eqv Ctns	Prev Cum Eqv Ctns	Prev Eqv Ctns	Prev Cum Eqv Ctns
13					1,400	1,400
14			1,400	1,400		
16	2,800	2,800	1,400	2,800	1,400	2,800
17	1,400	4,200			5,810	8,610
18	1,470	5,670	12,600	15,400	18,620	27,230
19	19,460	25,130	22,680	38,080	22,400	49,630
20	30,800	55,930	39,200	77,280	26,600	76,230
21	17,898	73,828	63,070	140,350	39,550	115,780
22	37,450	111,278	53,270	193,620	48,790	164,570
23	58,800	170,078	50,610	244,230	35,910	200,480
24	29,750	199,828	72,870	317,100	63,070	263,550
25	81,410	281,238	37,030	354,130	43,610	307,160
26	35,420	316,658	35,280	389,410	28,070	335,230
27	17,710	334,368	24,010	413,420	23,730	358,960
28	12,880	347,248	11,830	425,250	5,460	364,420
29	10,999	358,247	10,780	436,030	3,010	367,430
30	4,200	362,447	7,910	443,940	4,410	371,840
31	12,026	374,473	8,540	452,480	5,530	377,370
32	3,430	377,903	3,010	455,490		
33	6,537	384,440	1,400	456,890	1,750	379,120
34	3,187	387,627	2,100	458,990	2,170	381,290
35	5,180	392,807	2,800	461,790	70	381,360
36	3,316	396,123	2,450	464,240	700	382,060
37	5,320	401,443				
38	2,730	404,173	700	464,940		
39	1,470	405,643				
40			700	465,640		
46					2,800	384,860
47					1,470	386,330


2 Seasons Ago

16 Nov 2012 8:45:39 AM

Soft Citrus Exported to the Far East: Current Season vs Previous Season



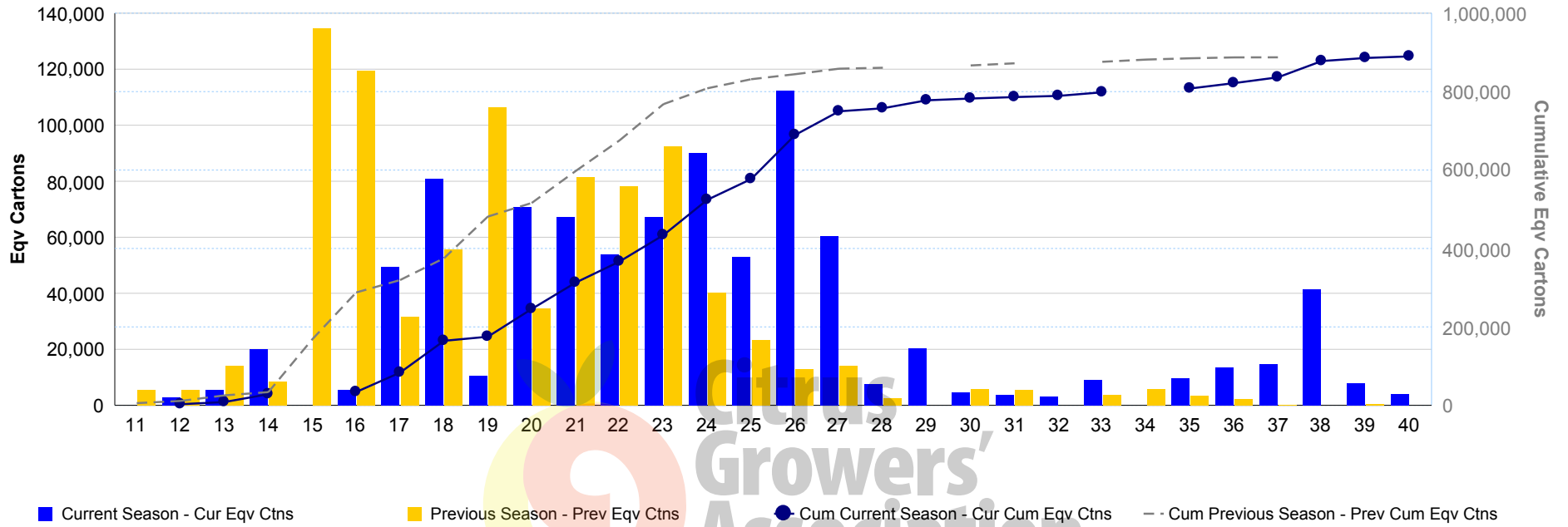
16 Nov 2012 8:45:39 AM




Soft Citrus Exported to Russia: Current Season vs Previous Season

Week	Current Season		Previous Season		2 Seasons Ago	
	Cur Eqv Ctns	Cur Cum Eqv Ctns	Prev Eqv Ctns	Prev Cum Eqv Ctns	Prev Eqv Ctns	Prev Cum Eqv Ctns
11			5,600	5,600		
12	2,800	2,800	5,600	11,200	1,400	1,400
13	5,600	8,400	14,140	25,340	5,600	7,000
14	18,620	27,020	8,400	33,740	37,450	44,450
15			134,680	168,420	131,530	175,980
16	4,200	31,220	119,350	287,770	18,830	194,810
17	49,490	80,710	31,710	319,480	105,910	300,720
18	80,990	161,700	55,580	375,060	38,150	338,870
19	10,500	172,200	106,260	481,320	60,410	399,280
20	70,700	242,900	34,720	516,040	78,540	477,820
21	67,130	310,030	81,410	597,450	10,500	488,320
22	53,900	363,930	78,190	675,640	48,930	537,250
23	67,340	431,270	92,400	768,040	23,100	560,350
24	88,550	519,820	40,320	808,360	37,450	597,800
25	52,990	572,810	23,240	831,600	54,320	652,120
26	108,220	681,030	12,810	844,410	32,480	684,600
27	58,940	739,970	14,070	858,480	21,980	706,580
28	7,000	746,970	2,380	860,860	22,470	729,050
29	20,370	767,340			11,410	740,460
30	4,550	771,890	5,880	866,740	13,090	753,550
31	3,710	775,600	5,460	872,200	10,710	764,260
32	3,010	778,610			10,360	774,620
33	9,170	787,780	3,850	876,050	7,910	782,530
34			5,670	881,720	12,250	794,780
35	9,660	797,440	3,290	885,010	21,490	816,270
36	13,650	811,090	2,240	887,250	17,850	834,120
37	14,840	825,930	210	887,460	4,270	838,390
38	41,510	867,440				
39	7,840	875,280	350	887,810		
40	4,060	879,340				

Soft Citrus Exported to Russia: Current Season vs Previous Season



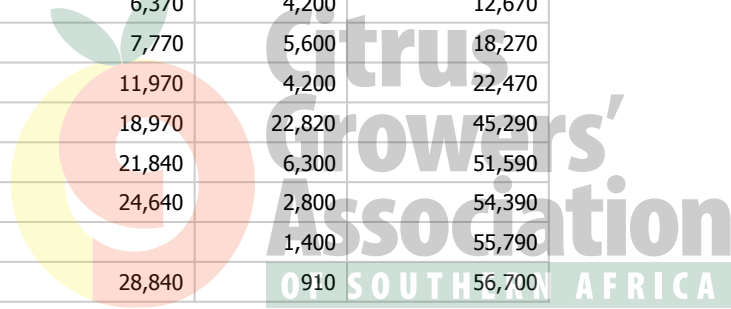
16 Nov 2012 8:45:39 AM



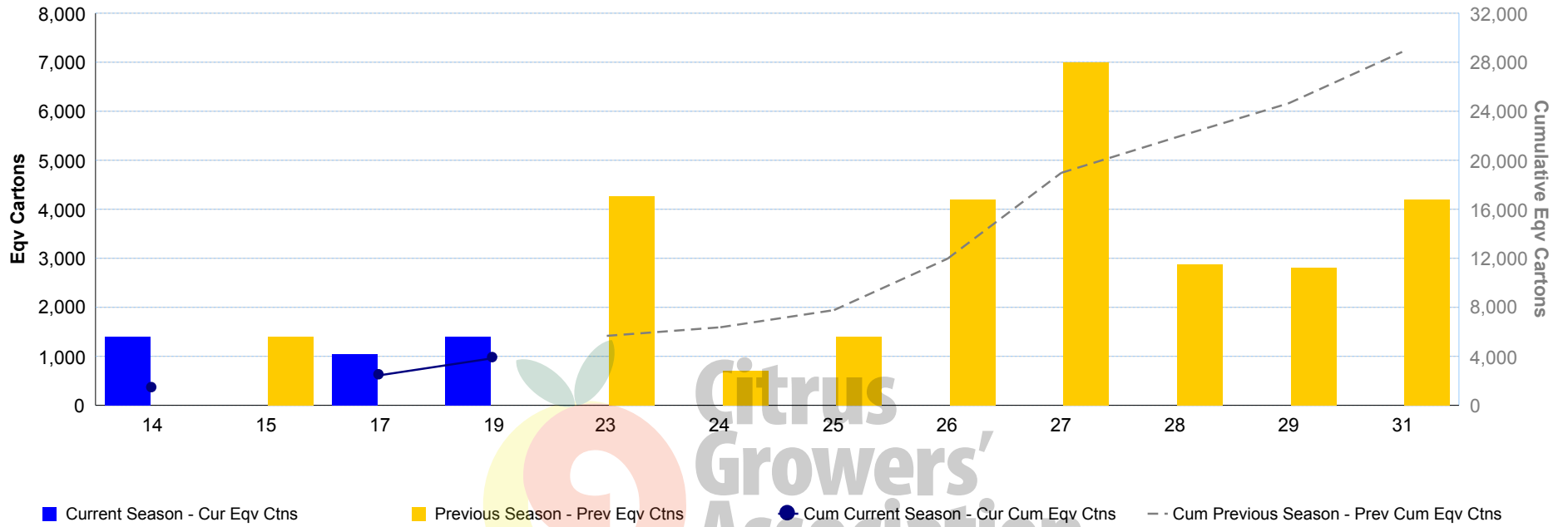
Soft Citrus Exported to Iran: Current Season vs Previous Season

Week	Current Season		Previous Season		2 Seasons Ago	
	Cur Eqv Ctns	Cur Cum Eqv Ctns	Prev Eqv Ctns	Prev Cum Eqv Ctns	Prev Eqv Ctns	Prev Cum Eqv Ctns
13					1,400	1,400
14	1,400	1,400				
15			1,400	1,400		
17	1,050	2,450				
18					2,870	4,270
19	1,400	3,850				
23			4,270	5,670	4,200	8,470
24			700	6,370	4,200	12,670
25			1,400	7,770	5,600	18,270
26			4,200	11,970	4,200	22,470
27			7,000	18,970	22,820	45,290
28			2,870	21,840	6,300	51,590
29			2,800	24,640	2,800	54,390
30					1,400	55,790
31			4,200	28,840	910	56,700

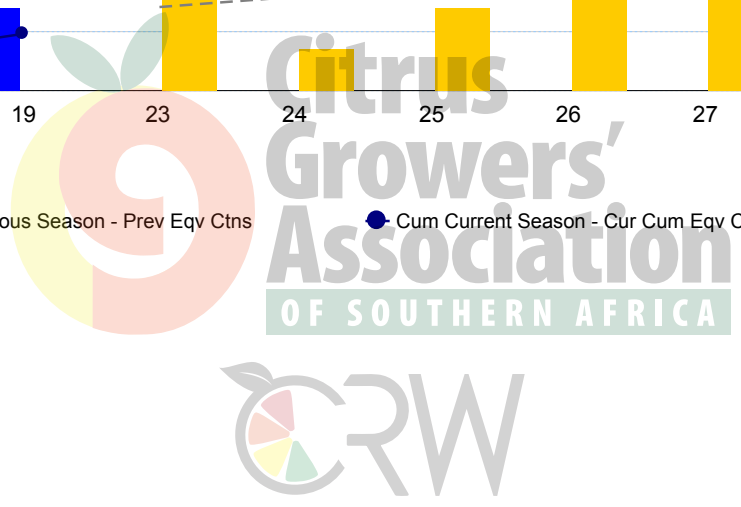
16 Nov 2012 8:45:39 AM



Soft Citrus Exported to Iran: Current Season vs Previous Season



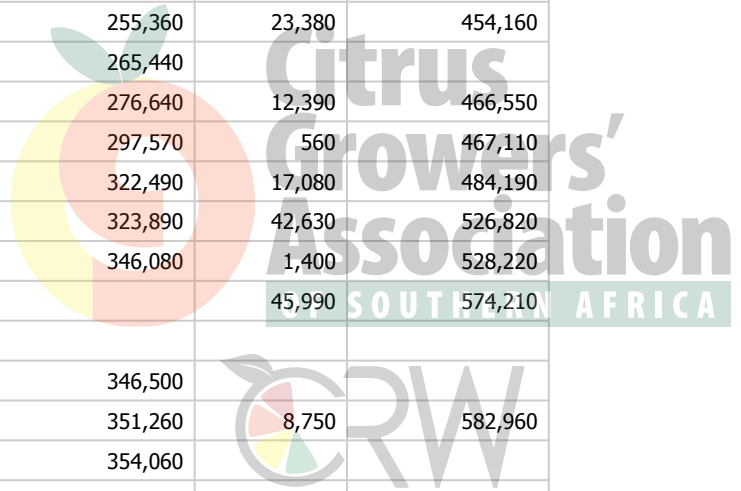
16 Nov 2012 8:45:39 AM



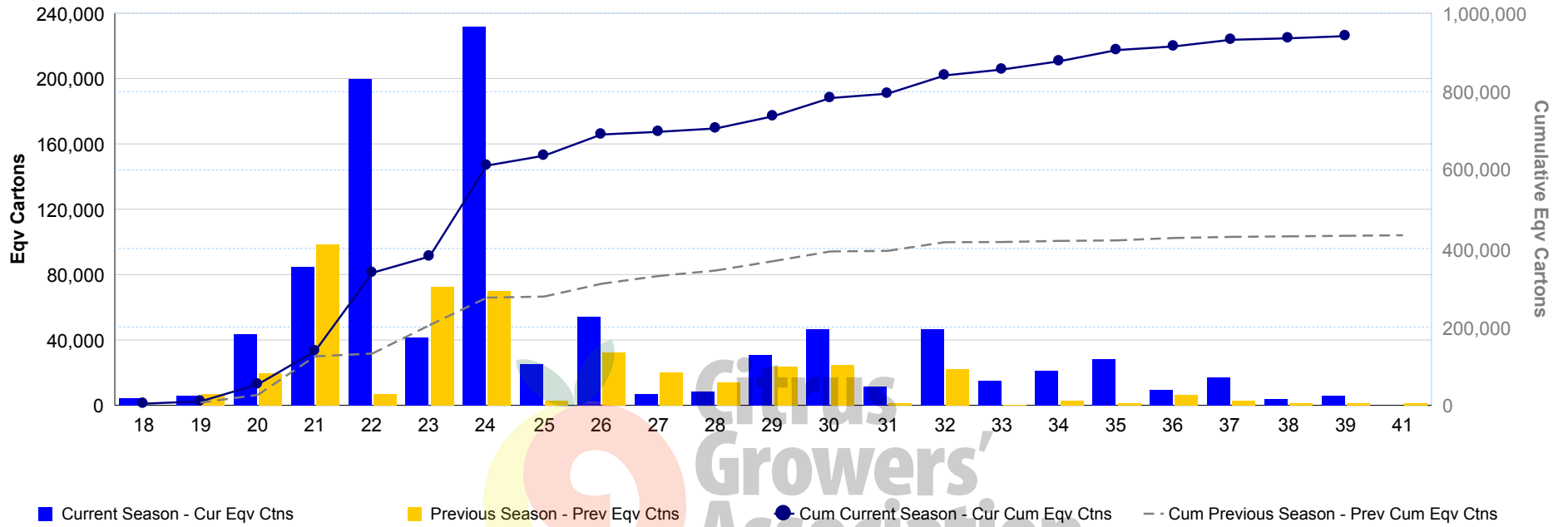
Soft Citrus Exported to the USA: Current Season vs Previous Season

Week	Current Season		Previous Season		2 Seasons Ago	
	Cur Eqv Ctns	Cur Cum Eqv Ctns	Prev Eqv Ctns	Prev Cum Eqv Ctns	Prev Eqv Ctns	Prev Cum Eqv Ctns
19			1,400	1,400		
20	12,810	12,810	5,600	7,000		
21	26,460	39,270	97,020	104,020	166,880	166,880
22	173,040	212,310			142,310	309,190
23			72,450	176,470	84,420	393,610
24	215,390	427,700	56,140	232,610	31,570	425,180
25	8,400	436,100			5,600	430,780
26	51,170	487,270	22,750	255,360	23,380	454,160
27	4,060	491,330	10,080	265,440		
28			11,200	276,640	12,390	466,550
29	20,140	511,470	20,930	297,570	560	467,110
30	26,396	537,866	24,920	322,490	17,080	484,190
31	1,400	539,266	1,400	323,890	42,630	526,820
32	38,150	577,416	22,190	346,080	1,400	528,220
33	7,000	584,416			45,990	574,210
34	11,374	595,789				
35	27,090	622,879	420	346,500		
36	1,400	624,279	4,760	351,260	8,750	582,960
37	11,410	635,689	2,800	354,060		
38	3,710	639,399	1,400	355,460	3,220	586,180
39	5,600	644,999				
41			1,400	356,860		

16 Nov 2012 8:45:39 AM



Soft Citrus Exported to the USA: Current Season vs Previous Season



16 Nov 2012 8:45:39 AM

