



Citrus Marketing Forum



16 Nov 2012

Contacts:

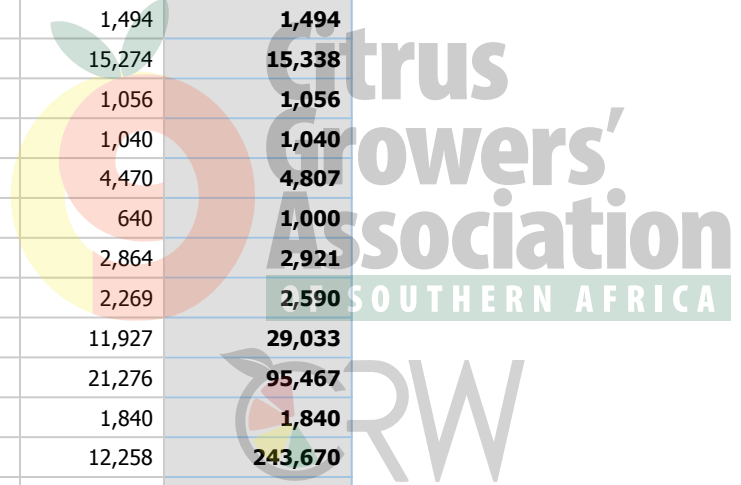
John Edmonds Tel: (031) 765-2514; E-mail: johne@cga.co.za
Gloria Smail Tel: (031) 765-2514; E-mail: gloria@cga.co.za

For Reference:

Product	Standard Carton Mass	# of Cartons per Pallet
Grapefruit	15 kg	70
Lemons	15 kg	70
Oranges	15 kg	70
Soft Citrus	15 kg	60

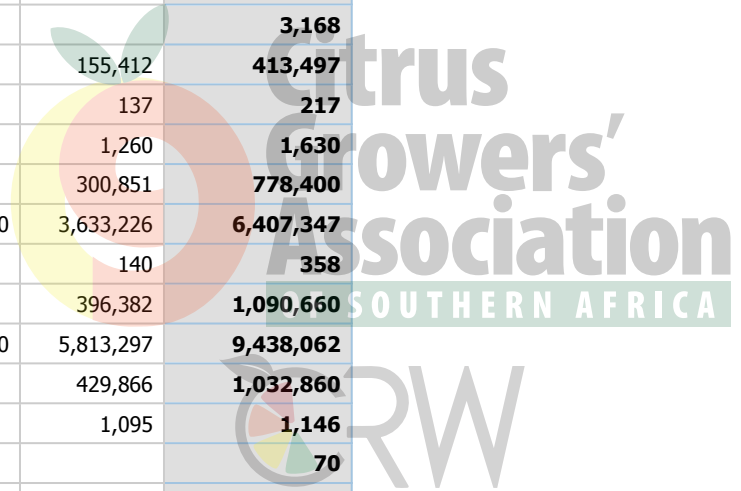
Oranges Passed for Export: Current Season per Size-Count

Size Count	Late Navel	Navels	Pigmented Orange	Valencia	Total per Count
1		195		994	1,189
2		1,295		6,356	7,651
3		2,303		805	3,108
4		1,501		4,779	6,280
5		880		24,542	25,422
6		740		49,856	50,596
7				79,141	79,141
8		3,301		118,370	121,671
9				1,494	1,494
10		64		15,274	15,338
12				1,056	1,056
13				1,040	1,040
14		337		4,470	4,807
15		360		640	1,000
16		57		2,864	2,921
18		321		2,269	2,590
20		17,106		11,927	29,033
22		74,191		21,276	95,467
23				1,840	1,840
24		231,412		12,258	243,670
25		32,824		25,337	58,161
26	144			651	795
27		138,892		4,234	143,126
28	1,096	51,944		63,023	116,062
29		69,823			69,823
30		31,053		17,051	48,104
31		69			69
32	128	29,527		36,578	66,232
33				233	233
34		390		390	780
35	128	15,067		10,078	25,272



Oranges Passed for Export: Current Season per Size-Count

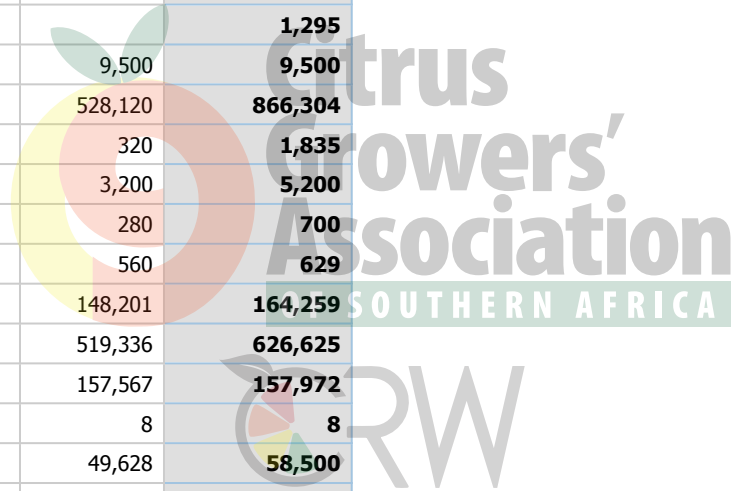
Size Count	Late Navel	Navels	Pigmented Orange	Valencia	Total per Count
36	2,758	54,543		15,443	72,744
38		80		700	780
40	6,128	477,739	80	208,664	692,611
42		295			295
44	18,043	68,087		21,937	108,066
45	5,793	48,236		13,184	67,213
46	130	704		890	1,724
48	32,576	1,358,258	880	1,522,599	2,914,313
49		3,168			3,168
50	13,202	244,883		155,412	413,497
52		80		137	217
54		370		1,260	1,630
55	24,176	453,373		300,851	778,400
56	89,067	2,682,123	2,930	3,633,226	6,407,347
58		218		140	358
60	45,271	649,008		396,382	1,090,660
64	135,927	3,480,837	8,000	5,813,297	9,438,062
65	64,471	538,523		429,866	1,032,860
66		51		1,095	1,146
68		70			70
70	720	2,601		4,090	7,411
71		1,600		700	2,300
72	281,208	6,484,940	7,790	12,596,604	19,370,542
75	210	2,321		423	2,954
77		400		350	750
78		240		5,110	5,350
80		6,858		26,840	33,698
81				1,522	1,522
84		9,071		140	9,211
88	127,309	4,002,397	7,280	11,106,962	15,243,948
90	6,835	111,075		227,615	345,524



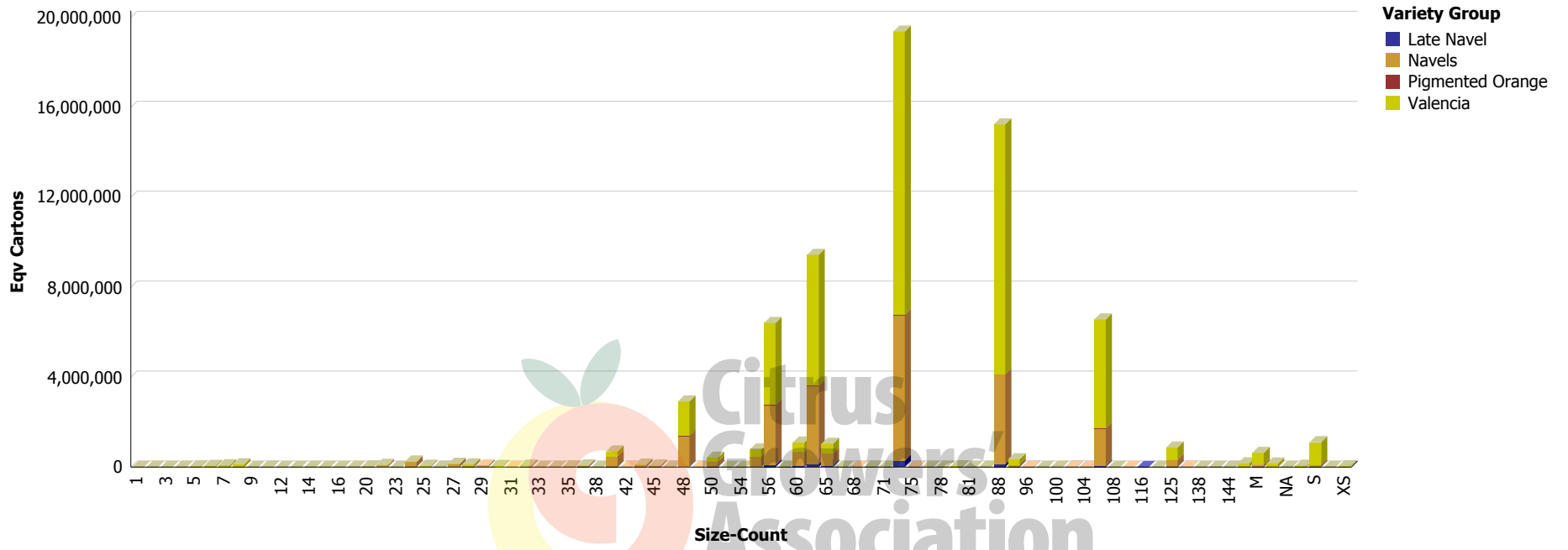
Oranges Passed for Export: Current Season per Size-Count

Size Count	Late Navel	Navels	Pigmented Orange	Valencia	Total per Count
96	2,538	3,760		390	6,688
98				70	70
100		2,738		717	3,455
102	4,323	320		160	4,803
104	80	149			229
105	39,823	1,677,942	7,040	4,840,525	6,565,329
108		240		2,000	2,240
113		2,671			2,671
116	1,295				1,295
120				9,500	9,500
125	8,307	329,877		528,120	866,304
135	1,435	80		320	1,835
138		2,000		3,200	5,200
140		420		280	700
144	69			560	629
L	3,352	12,707		148,201	164,259
M	5,846	101,443		519,336	626,625
MIX		405		157,567	157,972
NA				8	8
Other		8,872		49,628	58,500
S	3,611	99,595		1,002,865	1,106,071
XL		564		149	713
XS		349		38,681	39,030
Total	925,999	23,629,932	34,000	44,306,539	68,896,470

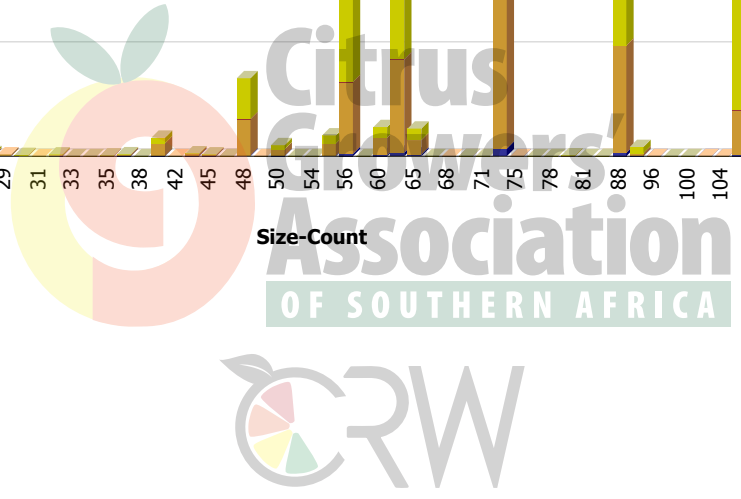
16 Nov 2012 8:54:37 AM



Oranges Passed for Export: Current Season per Size-Count

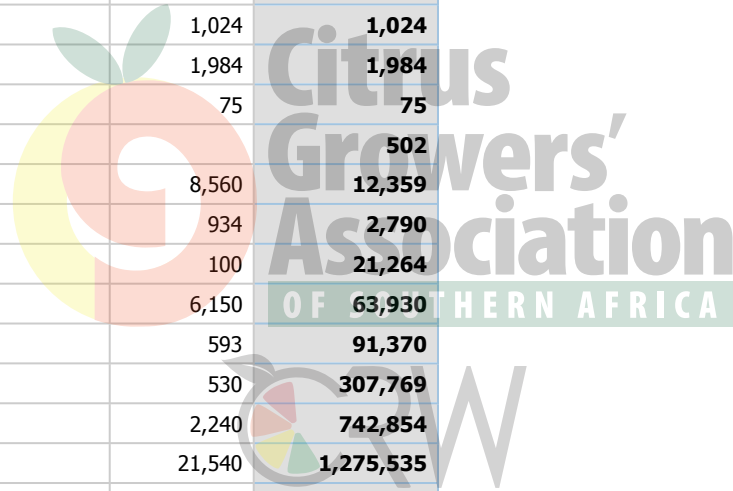


16 Nov 2012 8:54:37 AM



Oranges Passed for Export: Current Season per Variety

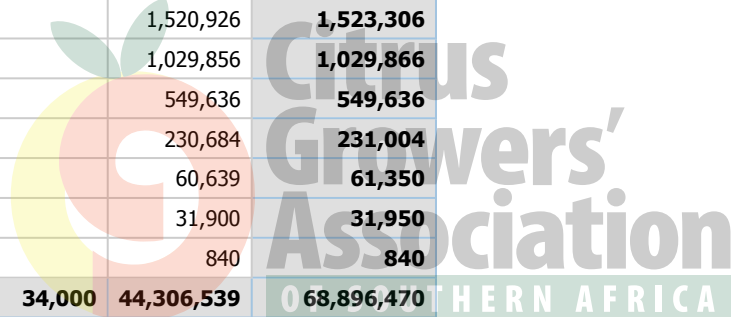
Eqv Ctns Per Week	Late Navel	Navels	Pigmented Orange	Valencia	Total per Week
1		120		1,228	1,348
2		4		1,981	1,985
3				3,029	3,029
4		90		4,489	4,579
5		5		12,320	12,325
6		20		1,640	1,660
7				1,031	1,031
8				908	908
9				1,024	1,024
10				1,984	1,984
11				75	75
12		502			502
13		3,799		8,560	12,359
14		1,856		934	2,790
15		21,164		100	21,264
16		57,780		6,150	63,930
17		90,777		593	91,370
18		307,239		530	307,769
19		740,614		2,240	742,854
20		1,253,995		21,540	1,275,535
21		1,822,188		73,715	1,895,903
22		2,441,314		230,108	2,671,422
23	1,131	2,412,838		614,543	3,028,512
24	2,340	2,527,104		1,216,547	3,745,991
25	7,205	2,277,903		1,648,519	3,933,627
26	18,370	1,813,081		1,580,285	3,411,736
27	28,377	1,540,570		1,748,561	3,317,507
28	82,580	1,483,634		2,015,925	3,582,139
29	131,098	1,099,570		2,282,760	3,513,428
30	178,579	1,145,206		2,439,393	3,763,177
31	119,124	958,901		2,450,754	3,528,779



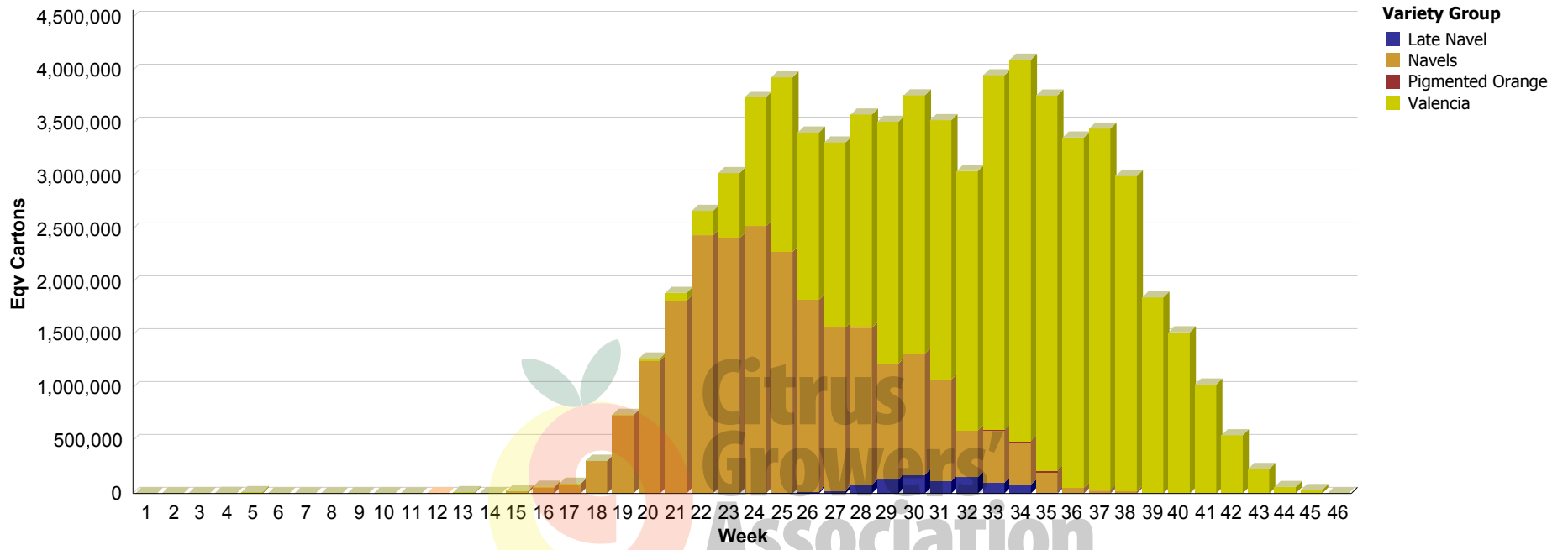
Oranges Passed for Export: Current Season per Variety

Eqv Ctns Per Week	Late Navel	Navels	Pigmented Orange	Valencia	Total per Week
32	155,027	442,203		2,450,453	3,047,684
33	104,074	489,203	7,720	3,351,618	3,952,615
34	82,386	402,799	9,520	3,606,086	4,100,791
35	9,965	192,468	9,640	3,549,379	3,761,452
36	2,574	52,427		3,309,420	3,364,421
37	1,810	24,831	7,120	3,414,969	3,448,730
38		21,698		2,978,029	2,999,727
39	720	1,200		1,850,638	1,852,558
40	640	1,740		1,520,926	1,523,306
41		10		1,029,856	1,029,866
42				549,636	549,636
43		320		230,684	231,004
44		711		60,639	61,350
45		50		31,900	31,950
46				840	840
Total	925,999	23,629,932	34,000	44,306,539	68,896,470


16 Nov 2012 8:54:37 AM



Oranges Passed for Export: Current Season per Variety



16 Nov 2012 8:54:37 AM



Oranges Passed for Export: Current Season vs Previous Seasons per Variety

Last Three Seasons Year to Date

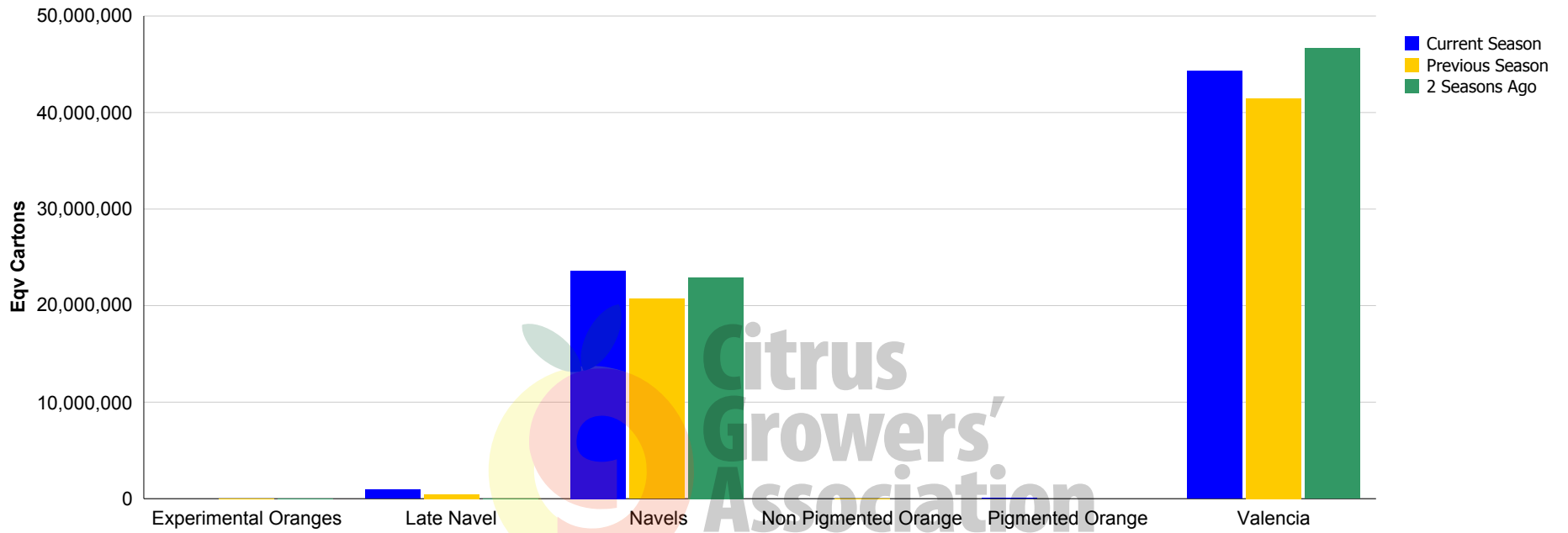
Eqv Ctns per Variety	Current Season	Previous Season	2 Seasons Ago
Experimental Oranges		960	9,580
Late Navel	925,999	466,163	15,585
Navels	23,629,932	20,690,865	22,928,104
Non Pigmented Orange		19,560	
Pigmented Orange	34,000		
Valencia	44,305,699	41,473,932	46,656,260
YTD Total	68,895,630	62,651,479	69,609,530

Figures are shown to the last full week. 16 Nov 2012 8:54:37 AM




Oranges Passed for Export: Current Season vs Previous Seasons per Variety

Last Three Seasons Year to Date -

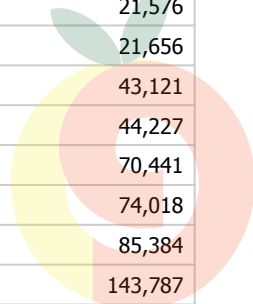


16 Nov 2012 8:54:37 AM



Oranges Passed for Export: Current Season vs Previous Season

Week	Current Season		Previous Season	
	Cur Eqv Ctns	Cur Cum Eqv Ctns	Prev Eqv Ctns	Prev Cum Eqv Ctns
1	1,348	1,348	1,318	1,318
2	1,985	3,333	2,509	3,827
3	3,029	6,361	5,456	9,283
4	4,579	10,940	5,433	14,716
5	12,325	23,265	1,297	16,013
6	1,660	24,925	2,950	18,963
7	1,031	25,956	413	19,376
8	908	26,864	2,200	21,576
9	1,024	27,888	80	21,656
10	1,984	29,872	21,465	43,121
11	75	29,947	1,106	44,227
12	502	30,449	26,214	70,441
13	12,359	42,809	3,577	74,018
14	2,790	45,599	11,366	85,384
15	21,264	66,863	58,403	143,787
16	63,930	130,793	84,773	228,559
17	91,370	222,163	110,825	339,385
18	307,769	529,932	422,985	762,370
19	742,854	1,272,786	856,254	1,618,624
20	1,275,535	2,548,321	1,192,773	2,811,396
21	1,895,903	4,444,224	1,895,065	4,706,462
22	2,671,422	7,115,646	2,441,183	7,147,645
23	3,028,512	10,144,157	2,477,038	9,624,683
24	3,745,991	13,890,148	3,116,406	12,741,088
25	3,933,627	17,823,775	3,580,527	16,321,616
26	3,411,736	21,235,511	3,284,638	19,606,254
27	3,317,507	24,553,018	2,824,070	22,430,324
28	3,582,139	28,135,157	2,968,560	25,398,884
29	3,513,428	31,648,585	3,263,481	28,662,365
30	3,763,177	35,411,763	2,675,660	31,338,025



Citrus
Growers'
Association

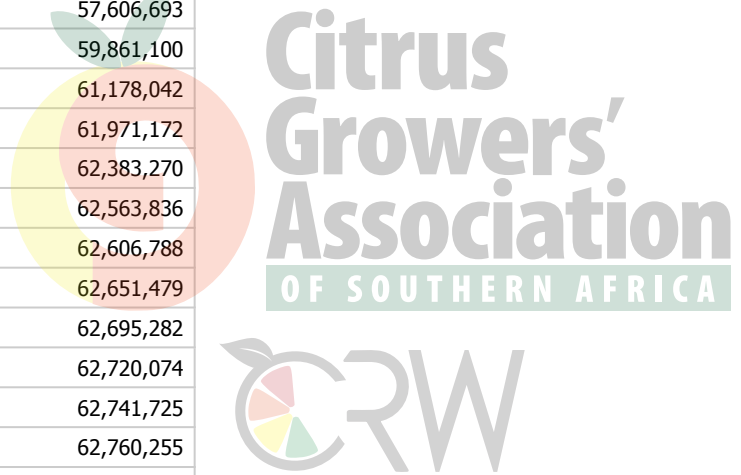
OF SOUTHERN AFRICA



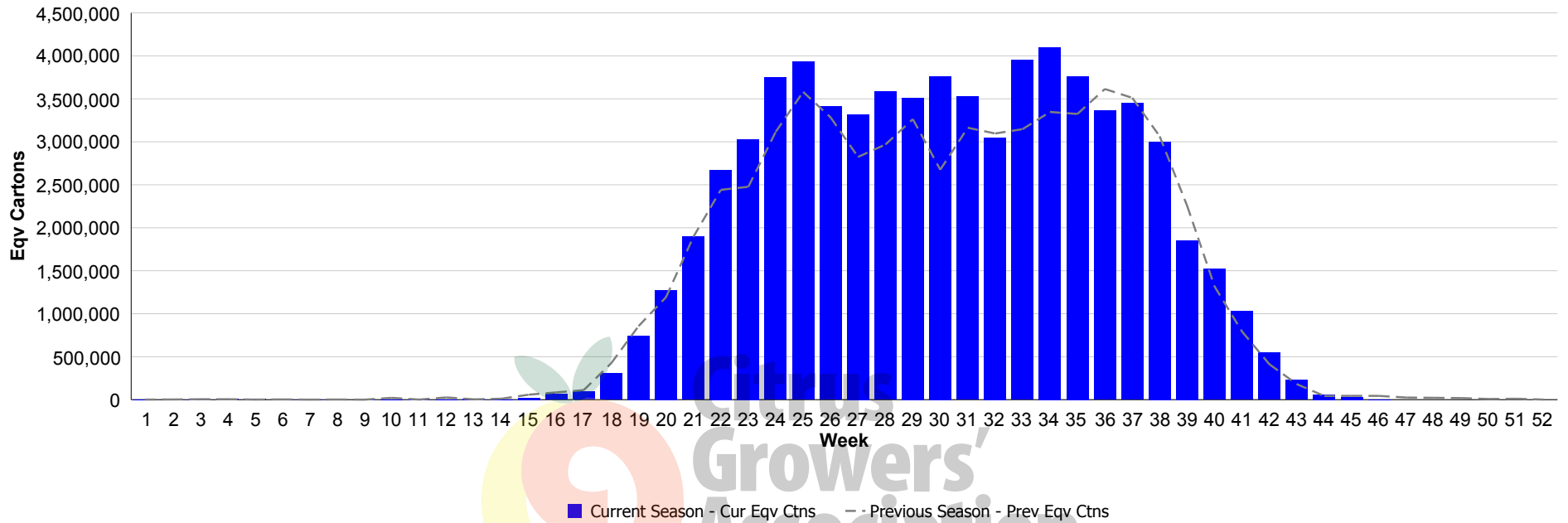
Oranges Passed for Export: Current Season vs Previous Season

Week	Current Season		Previous Season	
	Cur Eqv Ctns	Cur Cum Eqv Ctns	Prev Eqv Ctns	Prev Cum Eqv Ctns
31	3,528,779	38,940,542	3,163,837	34,501,862
32	3,047,684	41,988,226	3,096,888	37,598,750
33	3,952,615	45,940,841	3,147,434	40,746,183
34	4,100,791	50,041,631	3,347,254	44,093,437
35	3,761,452	53,803,083	3,324,041	47,417,479
36	3,364,421	57,167,504	3,614,464	51,031,943
37	3,448,730	60,616,234	3,511,351	54,543,294
38	2,999,727	63,615,961	3,063,399	57,606,693
39	1,852,558	65,468,519	2,254,407	59,861,100
40	1,523,306	66,991,825	1,316,942	61,178,042
41	1,029,866	68,021,691	793,130	61,971,172
42	549,636	68,571,326	412,098	62,383,270
43	231,004	68,802,330	180,566	62,563,836
44	61,350	68,863,681	42,952	62,606,788
45	31,950	68,895,630	44,691	62,651,479
46	840	68,896,470	43,803	62,695,282
47			24,792	62,720,074
48			21,651	62,741,725
49			18,530	62,760,255
50			7,817	62,768,072
51			11,078	62,779,150
52			1,005	62,780,155

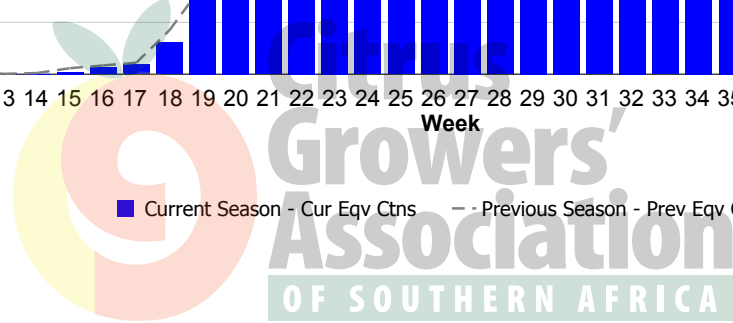
16 Nov 2012 8:54:37 AM



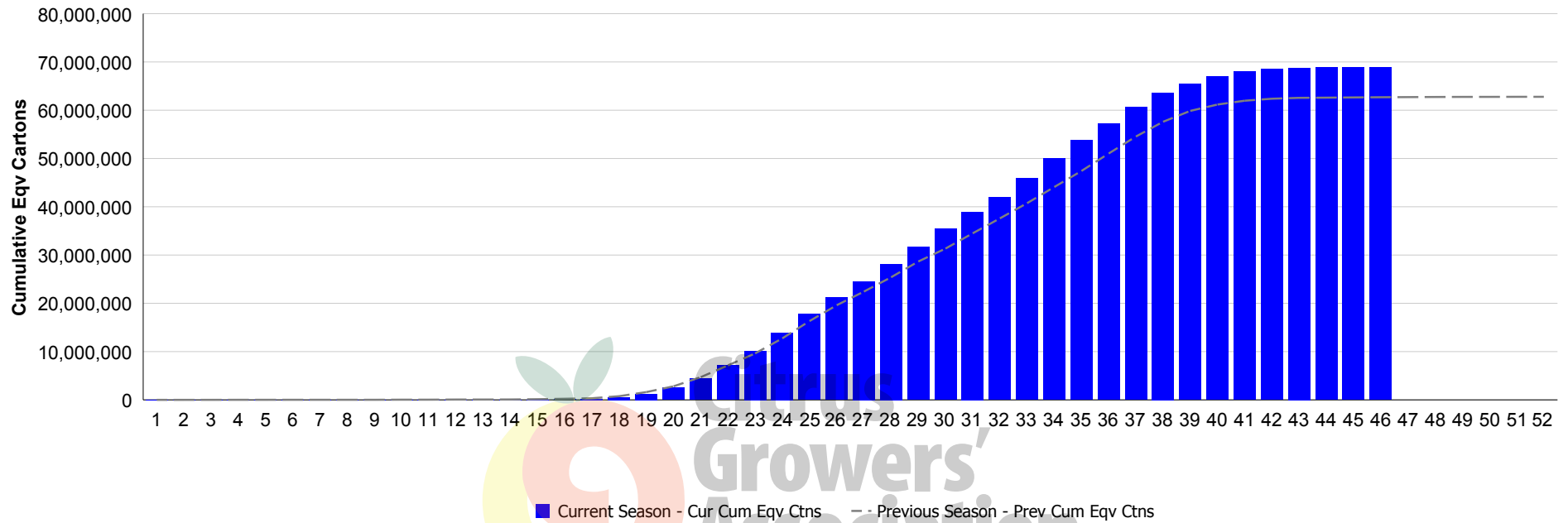
Oranges Passed for Export: Current Season vs Previous Season



16 Nov 2012 8:54:37 AM



Oranges Passed for Export: Current Season vs Previous Season - Cumulative Volume



16 Nov 2012 8:54:37 AM

