



Citrus Marketing Forum



27 Jun 2013

Contacts:

John Edmonds Tel: (031) 765-2514; E-mail: johne@cga.co.za
Gloria Smail Tel: (031) 765-2514; E-mail: gloria@cga.co.za

For Reference:

Product	Standard Carton Mass	# of Cartons per Pallet
Grapefruit	17 kg	56
Lemons	15 kg	80
Oranges - Navels	15 kg	70
Oranges - Valencias	15 kg	80
Soft Citrus	15 kg	70

Destination Region Layout

Reporting Region	Country
Africa	ALGERIA
	ANGOLA
	BENIN
	BOTSWANA
	BURUNDI
	CAMEROON
	CAPE VERDE
	CONGO (REPUBLIC OF)
	COTE D'IVOIRE
	DEMOCRATIC REP OF CONGO
	DJIBOUTI
	EGYPT
	EQUATORIAL GUINEA
	ETHIOPIA
	GABON
	GHANA
	KENYA
	LESOTHO
	LIBYAN ARAB JAMAHIRIYA
	MALAWI
	MAURITANIA
	MOROCCO
	MOZAMBIQUE
	NAMIBIA
	NIGERIA
	SAO TOME AND PRINCIPE
	SENEGAL
	SIERRA LEONE
	SOMALIA
	SOUTH AFRICA
ST HELENA	

Reporting Region	Country
Middle East	AZERBAIJAN
	BAHRAIN
	IRAN (ISLAMIC REPUBLIC OF)
	ISRAEL
	JORDAN
	KUWAIT
	LEBANON
	OMAN
	PAKISTAN
	QATAR
	SAUDI ARABIA
	SYRIAN ARAB REPUBLIC
	TURKEY
	UNITED ARAB EMIRATES
	UZBEKISTAN
	YEMEN
	New Zealand
North America (Canada)	CANADA
	MEXICO
Northern Africa	EGYPT
	LIBYAN ARAB JAMAHIRIYA
	MOROCCO
	TUNISIA
Northern Europe	BELGIUM
	DENMARK
	FINLAND
	GERMANY
	NETHERLANDS
	NORWAY
Russia	RUSSIAN FEDERATION
South America	BRAZIL



Destination Region Layout

Reporting Region	Country	
Africa	SUDAN	
	SWAZILAND	
	TOGO	
	TUNISIA	
	UGANDA	
	UNITED REPUBLIC OF TANZANIA	
	ZAMBIA	
	ZIMBABWE	
	Asia	BANGLADESH
BRUNEI DARUSSALAM		
CHINA		
HONG KONG		
INDIA		
INDONESIA		
JAPAN		
KOREA		
MALAYSIA		
PHILIPPINES		
REPUBLIC OF KOREA (SOUTH)		
SINGAPORE		
SRI LANKA		
TAIWAN		
THAILAND		
TONGA		
VIET NAM		
VIETNAM		
Atlantic Ocean Isle		CAPE VERDE
		FIJI
	ST HELENA	
Australia	AUSTRALIA	
Central Africa	ALGERIA	

Reporting Region	Country
South America	CHILE
	CUBA
	PARAGUAY
	PERU
	URUGUAY
	VENEZUELA
Southern Africa	LESOTHO
	MOZAMBIQUE
	SOUTH AFRICA
	SWAZILAND
	ZAMBIA
	ZIMBABWE
Southern Europe	CYPRUS
	GREECE
	ITALY
	MALTA
	PORTUGAL
United Kingdom	SPAIN
	IRELAND
United States	UNITED KINGDOM
	PUERTO RICO
Western Africa	UNITED STATES
	ANGOLA
	BENIN
	CONGO (REPUBLIC OF)
	COTE D'IVOIRE
	GABON
	GHANA
	MAURITANIA
	NAMIBIA
	NIGERIA



Destination Region Layout

Reporting Region	Country
Central Africa	BOTSWANA
	BURUNDI
	CAMEROON
	DEMOCRATIC REP OF CONGO
	EQUATORIAL GUINEA
	MALAWI
	SAO TOME AND PRINCIPE
Central America	ARGENTINA
Central Europe	AUSTRIA
	CROATIA (local name Hrvatska)
	CZECH REPUBLIC
	ESTONIA
	GEORGIA
	LUXEMBOURG
	POLAND
	SLOVENIA
	SWEDEN
	SWITZERLAND
	Central-America
Eastern Africa	DJIBOUTI
	ETHIOPIA
	KENYA
	SOMALIA
	SUDAN
	UGANDA
	UNITED REPUBLIC OF TANZANIA
Eastern Europe	BULGARIA
	LATVIA
	LITHUANIA
	ROMANIA
	UKRAINE

Reporting Region	Country
Western Africa	SENEGAL
	SIERRA LEONE
	TOGO
Western Europe	FRANCE



Destination Region Layout

Reporting Region	Country
European Union	AUSTRIA
	BELGIUM
	BULGARIA
	CROATIA (local name Hrvatska)
	CYPRUS
	CZECH REPUBLIC
	DENMARK
	ESTONIA
	FINLAND
	FRANCE
	GEORGIA
	GERMANY
	GREECE
	ITALY
	LATVIA
	LITHUANIA
	LUXEMBOURG
	MALTA
	NETHERLANDS
	NORWAY
	POLAND
	PORTUGAL
	ROMANIA
	SLOVENIA
	SPAIN
	SWEDEN
	SWITZERLAND
UKRAINE	
Far East	HONG KONG
	JAPAN
	SINGAPORE



Destination Region Layout

Reporting Region	Country
Far East	TAIWAN
Indian Ocean Island	COMOROS
	MADAGASCAR
	MALDIVES
	MAURITIUS
	MAYOTTE
	REUNION
	SEYCHELLES
Indian Ocean islands	COMOROS
	MADAGASCAR
	MALDIVES
	MAURITIUS
	MAYOTTE
	REUNION
	SEYCHELLES
Middle East	AZERBAIJAN
	BAHRAIN
	IRAN (ISLAMIC REPUBLIC OF)
	ISRAEL
	JORDAN
	KUWAIT
	LEBANON
	OMAN
	PAKISTAN
	QATAR
	SAUDI ARABIA
	SYRIAN ARAB REPUBLIC
	TURKEY
	UNITED ARAB EMIRATES
	UZBEKISTAN
	YEMEN



Destination Region Layout

Reporting Region	Country
New Zealand	NEW ZEALAND
North America (Canada)	CANADA
	MEXICO
North-America	CANADA
	MEXICO
	UNITED STATES
Northern Africa	EGYPT
	LIBYAN ARAB JAMAHIRIYA
	MOROCCO
	TUNISIA
Northern Europe	BELGIUM
	DENMARK
	FINLAND
	GERMANY
	NETHERLANDS
	NORWAY
Oceania	AUSTRALIA
	FIJI
	NEW ZEALAND
	TONGA
Russia	RUSSIAN FEDERATION
Russian Federation	RUSSIAN FEDERATION
South America	BRAZIL
	CHILE
	CUBA
	PARAGUAY
	PERU
	URUGUAY
	VENEZUELA
South-America	BRAZIL
	CHILE



Destination Region Layout

Reporting Region	Country
South-America	PARAGUAY
	PERU
	URUGUAY
	VENEZUELA
Southern Africa	LESOTHO
	MOZAMBIQUE
	SOUTH AFRICA
	SWAZILAND
	ZAMBIA
	ZIMBABWE
Southern Europe	CYPRUS
	GREECE
	ITALY
	MALTA
	PORTUGAL
	SPAIN
United Kingdom	IRELAND
	UNITED KINGDOM
United States	PUERTO RICO
	UNITED STATES
Western Africa	ANGOLA
	BENIN
	CONGO (REPUBLIC OF)
	COTE D'IVOIRE
	GABON
	GHANA
	MAURITANIA
	NAMIBIA
	NIGERIA
	SENEGAL
	SIERRA LEONE



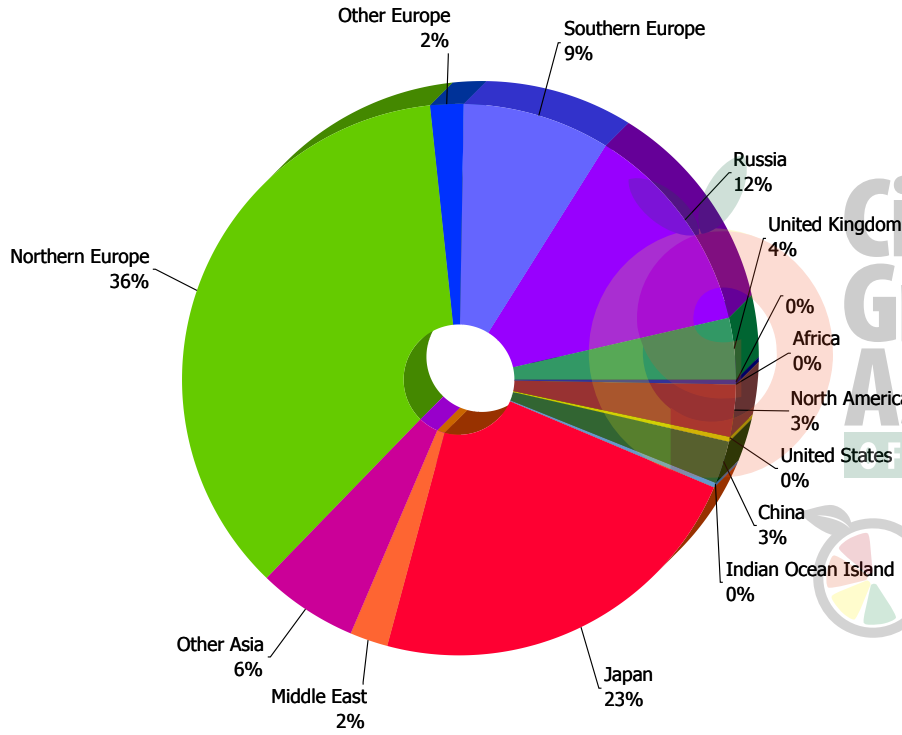
Destination Region Layout

Reporting Region	Country
Western Africa	TOGO
Western Europe	FRANCE

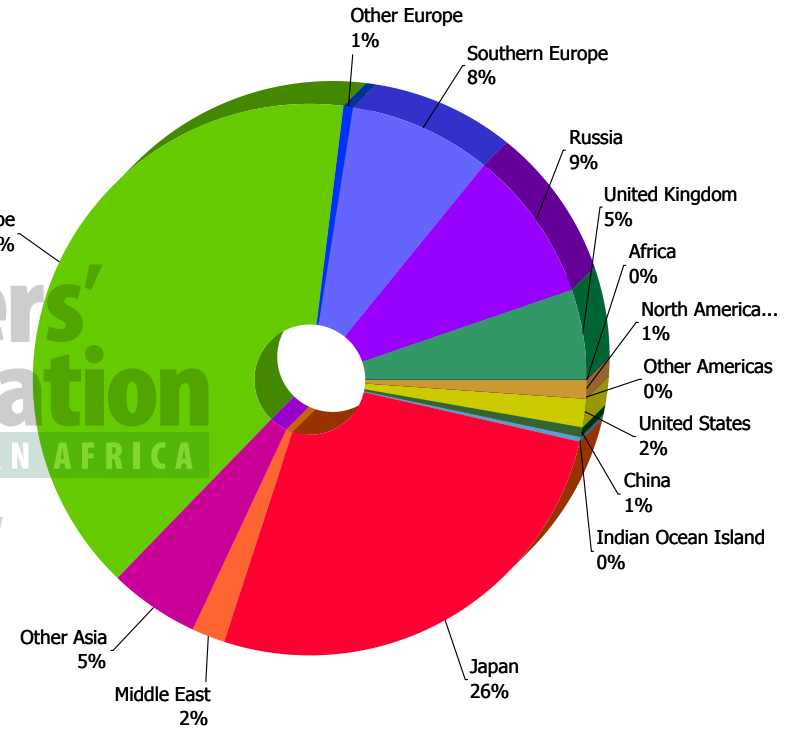


Grapefruit Exported: Current Season vs Previous Season

Current Season (YTD)



Previous Season (YTD)



Citrus Growers' Association
OF SOUTHERN AFRICA



Grapefruit Exported to All Markets: Current Season vs Previous Season

Week	2013		2012		2011	
	Cur Eqv Ctns	Cur Cum Eqv Ctns	Prev Eqv Ctns	Prev Cum Eqv Ctns	Prev Eqv Ctns	Prev Cum Eqv Ctns
12	112	112			1,624	1,624
13	2,240	2,352	896	896	1,120	2,744
14	28,000	30,352			42,672	45,416
15	50,999	81,351	72,408	73,304	24,360	69,776
16	362,416	443,768	171,752	245,056	288,288	358,064
17	583,571	1,027,339	727,440	972,496	507,696	865,760
18	459,095	1,486,433	453,152	1,425,648	479,584	1,345,344
19	1,163,886	2,650,320	1,401,573	2,827,221	973,672	2,319,016
20	1,498,963	4,149,283	836,970	3,664,191	1,140,552	3,459,568
21	1,425,843	5,575,126	1,091,584	4,755,775	1,181,320	4,640,888
22	1,121,431	6,696,558	1,169,830	5,925,605	1,171,016	5,811,904
23	1,029,166	7,725,724	865,384	6,790,989	1,108,464	6,920,368
24	1,078,698	8,804,422	768,632	7,559,621	1,245,832	8,166,200
25	878,339	9,682,761	436,253	7,995,874	1,231,888	9,398,088
26	5,619	9,688,380	447,463	8,443,337	765,632	10,163,720
27			302,913	8,746,251	491,624	10,655,344
28			245,155	8,991,406	605,752	11,261,096
29			435,832	9,427,238	722,344	11,983,440
30			167,556	9,594,794	224,952	12,208,392
31			55,597	9,650,392	292,320	12,500,712
32			219,970	9,870,362	162,400	12,663,112
33			107,259	9,977,621	119,560	12,782,672
34			117,963	10,095,583	122,192	12,904,864
35			161,818	10,257,401	84,896	12,989,760
36			89,043	10,346,445	68,936	13,058,696
37			70,973	10,417,418	74,200	13,132,896
38			75,893	10,493,311	47,320	13,180,216
39			24,905	10,518,216	43,960	13,224,176
40			6,494	10,524,710	23,744	13,247,920
41			4,324	10,529,034	4,704	13,252,624
42					168	13,252,792

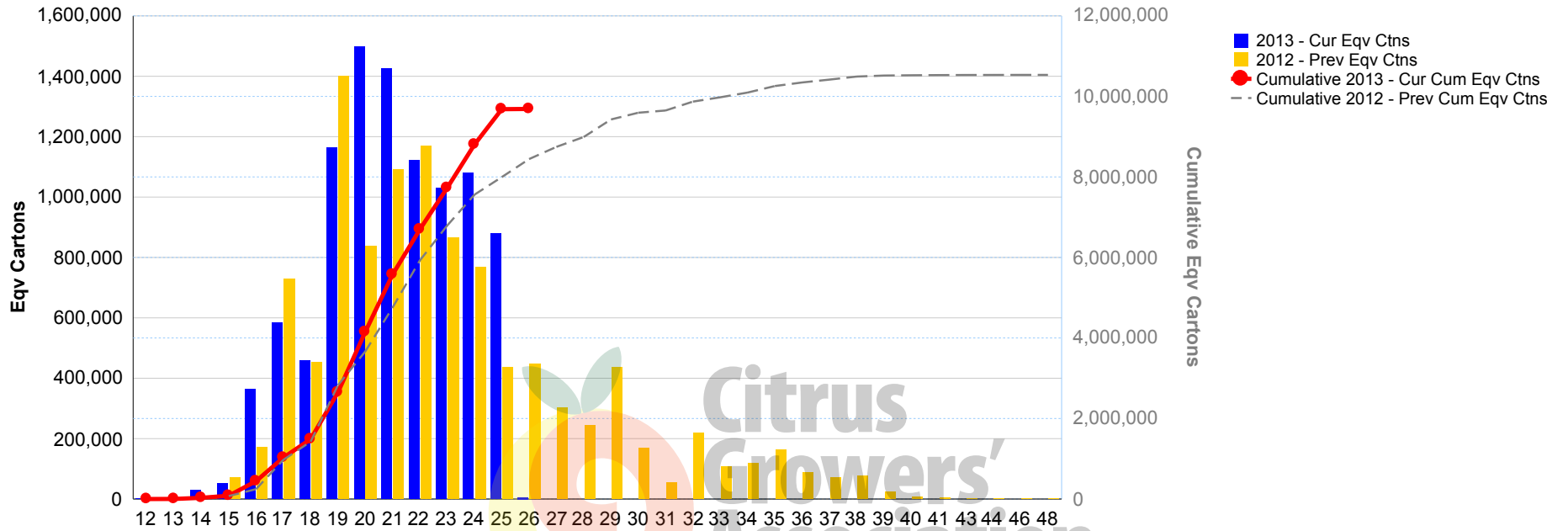
Grapefruit Exported to All Markets: Current Season vs Previous Season

Week	2013		2012		2011	
	Cur Eqv Ctns	Cur Cum Eqv Ctns	Prev Eqv Ctns	Prev Cum Eqv Ctns	Prev Eqv Ctns	Prev Cum Eqv Ctns
43			2,688	10,531,722	1,736	13,254,528
44			1,361	10,533,083	112	13,254,640
45					224	13,254,864
46			747	10,533,830		
47					1,232	13,256,096
48			112	10,533,942	56	13,256,152
49					56	13,256,208

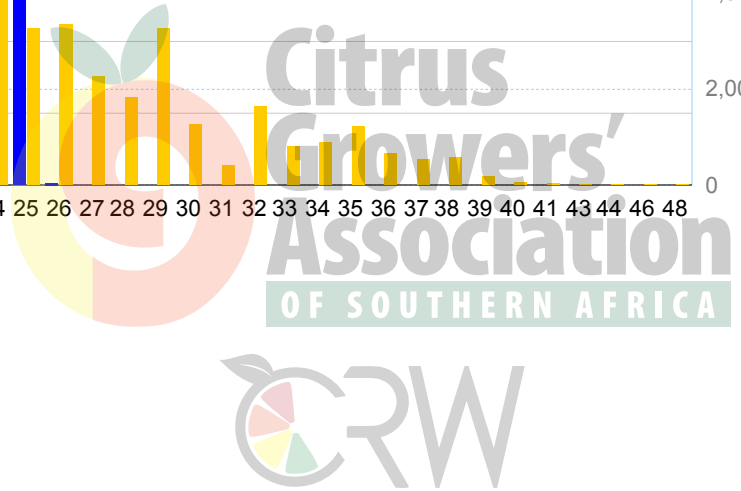
27 Jun 2013 8:11:19 AM



Grapefruit Exported to All Markets: Current Season vs Previous Season



27 Jun 2013 8:11:19 AM



Grapefruit Exported to All Markets: Current Season per Week, Variety and Destination

Eqv Ctns By Year, Week and Variety Group				Asia	Central Africa	Central Europe	Eastern Africa	Eastern Europe	Far East	Indian Ocean Island	Middle East	North America (Canada)	Northern Europe	Russia	Southern Europe	United Kingdom	United States	Western Africa	Western Europe	Region Total	
2013	12	Pink Grapefruit	POMPELMOES							56											56
		Red Grapefruit	STAR RUBY							56											56
		Weekly Total								112											112
	13	Pink Grapefruit	POMPELMOES										1,120								1,120
		Red Grapefruit	STAR RUBY										1,120								1,120
		Weekly Total											2,240								2,240
	14	Red Grapefruit	STAR RUBY					3,360			1,120		16,800	2,240		4,480					28,000
		Weekly Total						3,360			1,120		16,800	2,240		4,480					28,000
	15	Pink Grapefruit	POMPELMOES											4,144							4,144
			ROSE																	1,120	1,120
		Red Grapefruit	STAR RUBY			3,360		1,120	5,600		9,296	1,120	4,424	17,455	1,120	1,120				1,120	45,735
		Weekly Total				3,360		1,120	5,600		9,296	1,120	4,424	21,599	1,120	1,120				2,240	50,999
	16	Pink Grapefruit	POMPELMOES							4,012				1,120							5,132
			ROSE							280			1,960	3,360			1,120			1,120	7,840
		Red Grapefruit	STAR RUBY	1,120				4,704	11,200	748	34,437	1,120	186,200	63,952	21,280	24,683					349,445
		Weekly Total		1,120				4,704	11,200	5,040	34,437	1,120	188,160	68,432	21,280	25,803				1,120	362,416
	17	Pink Grapefruit	POMPELMOES							2,520			12,320		1,120						15,960
			ROSE								2,240		5,264	168		3,248					10,920
		Red Grapefruit	STAR RUBY	3,920		3,360			58,296	3,360	28,820	26,204	243,269	139,440	24,640	21,280				1,120	553,708
		White Grapefruit	MARSH										1,303	1,680							2,983
	Weekly Total		3,920		3,360			58,296	5,880	31,060	26,204	262,155	141,288	25,760	24,528				1,120	583,571	
18	Pink Grapefruit	POMPELMOES						168		156			3,360							324	
		ROSE																		3,360	
	Red Grapefruit	STAR RUBY	4,480				5,600	18,536		3,495	3,360	220,019	139,496	22,400	29,120	1,176				447,682	
	White Grapefruit	MARSH										3,360	3,248		1,120					7,728	
	Weekly Total		4,480				5,600	18,704		3,652	3,360	226,739	142,744	22,400	30,240	1,176				459,095	
19	Pink Grapefruit	POMPELMOES							1,176											1,176	
		ROSE							1,120			6,160	1,120		556				10,080	19,036	
	Red Grapefruit	STAR RUBY	1,120		11,704		14,504	315,821	1,056	25,262	72,912	321,889	182,885	70,978	41,220		1,120	5,600		1,066,073	
	White Grapefruit	MARSH						48,104				10,596	1,736	14,086	3,080					77,602	

Grapefruit Exported to All Markets: Current Season per Week, Variety and Destination

Eqv Ctns By Year, Week and Variety Group			Asia	Central Africa	Central Europe	Eastern Africa	Eastern Europe	Far East	Indian Ocean Island	Middle East	North America (Canada)	Northern Europe	Russia	Southern Europe	United Kingdom	United States	Western Africa	Western Europe	Region Total
2013	19	Weekly Total	1,120		11,704		14,504	363,925	3,352	25,262	72,912	338,645	185,741	85,064	44,856		1,120	15,680	1,163,886
	20	Pink Grapefruit						952				42,582			4,200			4,480	52,214
		Red Grapefruit	6,206		7,840		18,088	495,857	674	3,455	29,400	427,161	150,976	84,049	29,412	1,064	56	10,080	1,264,317
		White Grapefruit						126,864				33,429	784	16,751	4,605				182,432
		Weekly Total	6,206		7,840		18,088	623,673	674	3,455	29,400	503,172	151,760	100,800	38,216	1,064	56	14,560	1,498,963
	21	Pink Grapefruit																	2,528
		ROSE						5,270			1,120	29,316	1,064		4,984			1,120	43,668
		RUBY RED										1,120							1,120
		Red Grapefruit	28,042		2,240		20,797	225,527	56	45,076	55,871	476,142	129,696	155,649	61,641			14,056	1,214,793
		White Grapefruit	22				1,120	104,740				27,995	2,800	19,519	7,538				163,734
		Weekly Total	28,064		2,240		21,917	335,537	56	48,398	56,991	534,573	133,560	175,168	74,162			15,176	1,425,843
	22	Pink Grapefruit						4,600				35,368							39,967
		RUBY RED														1,120			1,120
		Red Grapefruit	69,216		2,296		3,640	251,845	1,680	8,741	2,240	369,226	124,271	49,476	25,103	1,120		15,680	924,533
		White Grapefruit						116,463		56		33,396	560	2,984	2,352				155,811
		Weekly Total	69,216		2,296		3,640	372,908	1,680	8,797	2,240	437,990	124,831	52,460	27,455	2,240		15,680	1,121,431
	23	Pink Grapefruit						3,192		115		4,088							7,395
		RUBY RED						2,184					392						2,576
		Red Grapefruit	22,736	112	602		8,906	284,279		30,554	6,430	276,392	174,907	51,232	20,384		317	15,680	892,530
		White Grapefruit					726	90,496				12,979	952	21,512					126,666
		Weekly Total	22,736	112	602		9,632	380,151		30,668	6,430	293,459	176,251	72,744	20,384		317	15,680	1,029,166
	24	Pink Grapefruit						21,840		52		19,993	5,264		3,360			2,120	52,629
		Red Grapefruit	107,712		6,335	861	17,976	191,969	1,682	8,204	89,104	297,314	57,344	108,842	21,004	7,626	392	25,598	941,963
		White Grapefruit					896	45,542		1,172	185	22,081	224	12,660	1,064			282	84,106
		Weekly Total	107,712		6,335	861	18,872	259,350	1,682	9,428	89,289	339,388	62,832	121,502	25,428	7,626	392	28,000	1,078,698
	25	Pink Grapefruit						4,480		454		20,565			1,120			1,120	27,740
		RUBY RED						1,904											1,904
		Red Grapefruit	57,699		5,600		8,064	171,786	201	12,531	8,960	243,663	72,855	68,326	37,217	7,840	56	6,720	701,518
		White Grapefruit	1,176					108,416		55		19,341	7,952	7,555	2,681				147,177

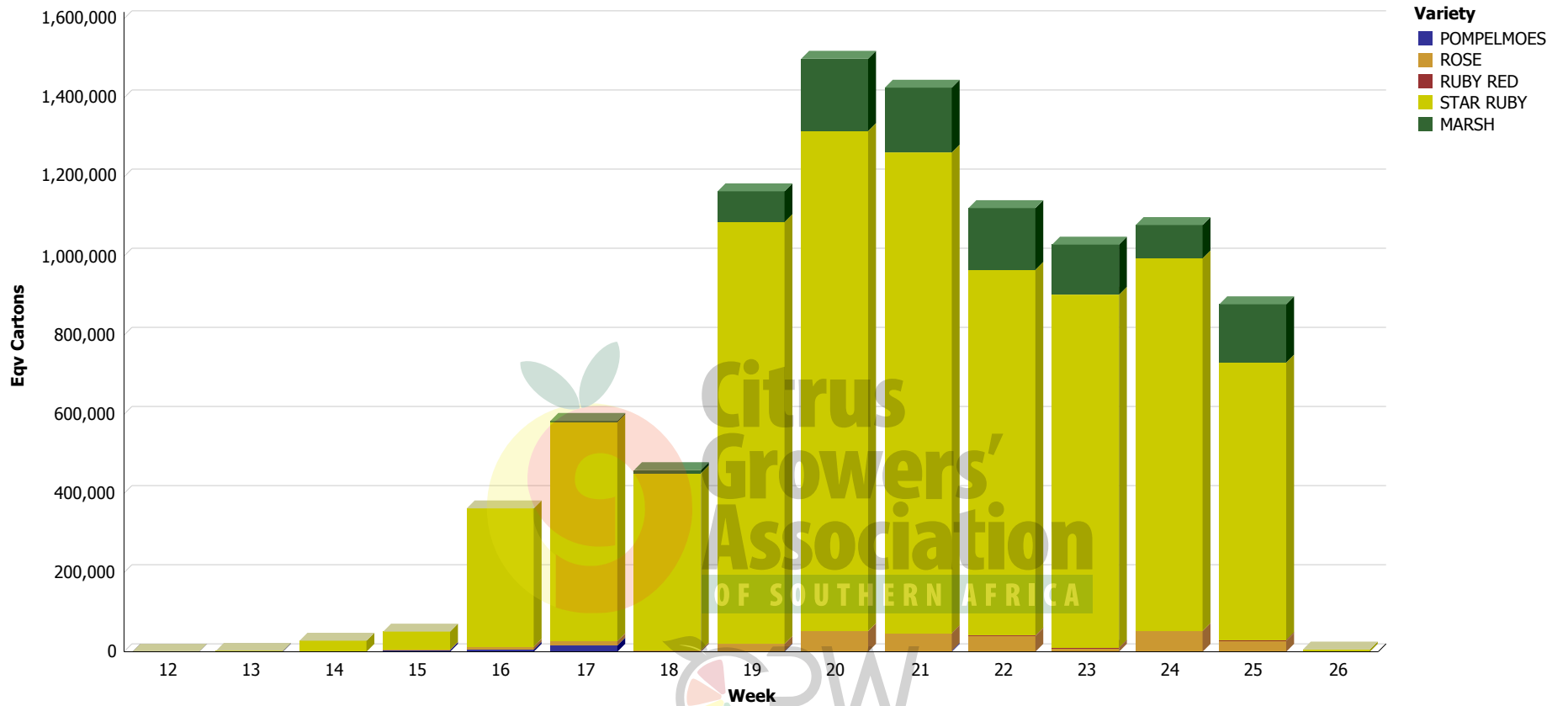
Grapefruit Exported to All Markets: Current Season per Week, Variety and Destination

Eqv Ctns By Year, Week and Variety Group			Asia	Central Africa	Central Europe	Eastern Africa	Eastern Europe	Far East	Indian Ocean Island	Middle East	North America (Canada)	Northern Europe	Russia	Southern Europe	United Kingdom	United States	Western Africa	Western Europe	Region Total
2013	25	Weekly Total	58,875		5,600		8,064	286,586	201	13,041	8,960	283,570	80,807	75,882	41,019	7,840	56	7,840	878,339
	26	Red Grapefruit									56	5,315			248				5,619
		Weekly Total									56	5,315			248				5,619
Total			303,449	112	43,336	861	109,501	2,715,932	18,677	218,612	298,082	3,436,630	1,292,084	754,179	357,940	19,946	1,941	117,096	9,688,380

27 Jun 2013 8:11:19 AM



Grapefruit Exported to All Markets: Current Season per Week and Variety

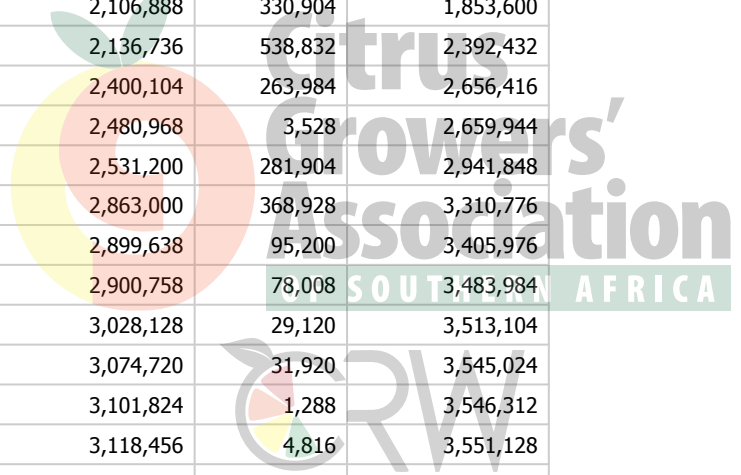


27 Jun 2013 8:11:19 AM

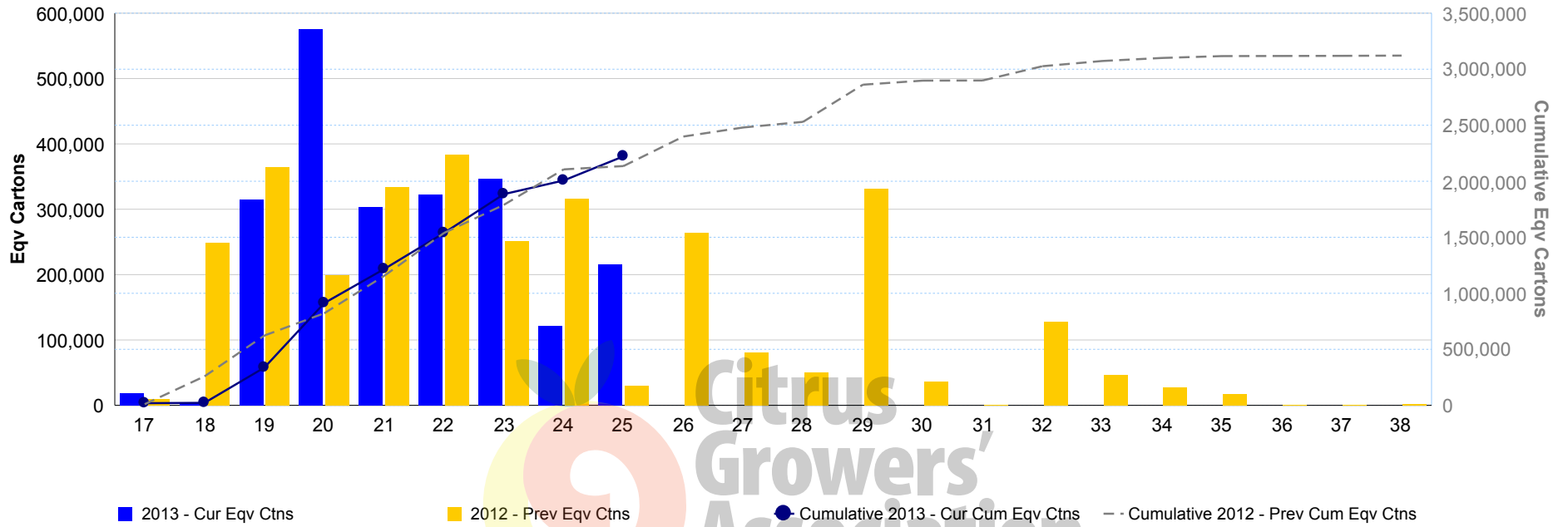
Grapefruit Exported to Japan: Current Season vs Previous Season

Week	2013		2012		2011	
	Cur Eqv Ctns	Cur Cum Eqv Ctns	Prev Eqv Ctns	Prev Cum Eqv Ctns	Prev Eqv Ctns	Prev Cum Eqv Ctns
17	19,040	19,040	10,080	10,080	10,304	10,304
18	3,360	22,400	248,752	258,832		
19	314,608	337,008	365,232	624,064	262,192	272,496
20	575,288	912,296	198,576	822,640	254,128	526,624
21	303,772	1,216,068	333,536	1,156,176	478,520	1,005,144
22	321,832	1,537,900	383,096	1,539,272	261,240	1,266,384
23	349,104	1,887,004	251,160	1,790,432	256,312	1,522,696
24	164,080	2,051,084	316,456	2,106,888	330,904	1,853,600
25	234,696	2,285,780	29,848	2,136,736	538,832	2,392,432
26			263,368	2,400,104	263,984	2,656,416
27			80,864	2,480,968	3,528	2,659,944
28			50,232	2,531,200	281,904	2,941,848
29			331,800	2,863,000	368,928	3,310,776
30			36,638	2,899,638	95,200	3,405,976
31			1,120	2,900,758	78,008	3,483,984
32			127,370	3,028,128	29,120	3,513,104
33			46,592	3,074,720	31,920	3,545,024
34			27,104	3,101,824	1,288	3,546,312
35			16,632	3,118,456	4,816	3,551,128
36			1,120	3,119,576		
37			1,120	3,120,696		
38			2,240	3,122,936		

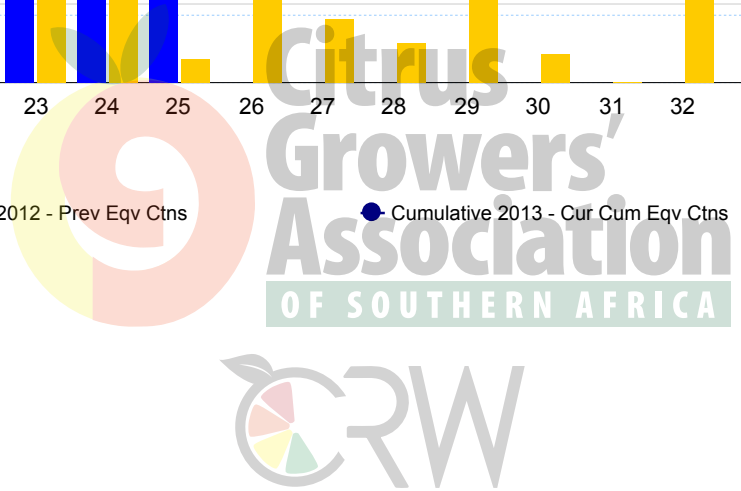
27 Jun 2013 8:11:19 AM



Grapefruit Exported to Japan: Current Season vs Previous Season

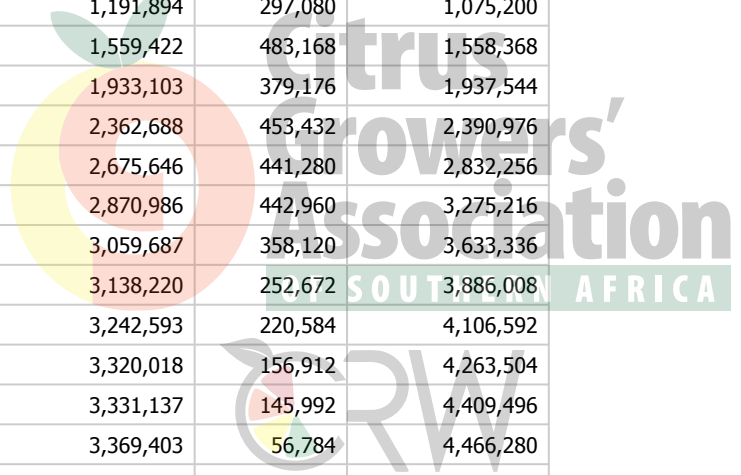


27 Jun 2013 8:11:19 AM



Grapefruit Exported to Northern Europe: Current Season vs Previous Season

Week	2013		2012		2011	
	Cur Eqv Ctns	Cur Cum Eqv Ctns	Prev Eqv Ctns	Prev Cum Eqv Ctns	Prev Eqv Ctns	Prev Cum Eqv Ctns
12					1,120	1,120
13	2,240	2,240				
14	16,800	19,040			8,960	10,080
15	4,424	23,464	45,024	45,024	11,200	21,280
16	188,160	211,624	58,240	103,264	177,184	198,464
17	262,155	473,779	437,472	540,736	296,968	495,432
18	226,739	700,518	50,624	591,360	282,688	778,120
19	338,645	1,039,164	600,534	1,191,894	297,080	1,075,200
20	503,172	1,542,336	367,528	1,559,422	483,168	1,558,368
21	534,573	2,076,909	373,681	1,933,103	379,176	1,937,544
22	437,990	2,514,899	429,585	2,362,688	453,432	2,390,976
23	293,459	2,808,358	312,958	2,675,646	441,280	2,832,256
24	339,388	3,147,746	195,339	2,870,986	442,960	3,275,216
25	283,570	3,431,316	188,702	3,059,687	358,120	3,633,336
26	5,315	3,436,630	78,533	3,138,220	252,672	3,886,008
27			104,374	3,242,593	220,584	4,106,592
28			77,425	3,320,018	156,912	4,263,504
29			11,119	3,331,137	145,992	4,409,496
30			38,266	3,369,403	56,784	4,466,280
31			11,060	3,380,463	80,528	4,546,808
32			21,479	3,401,943	41,216	4,588,024
33			19,063	3,421,006	31,920	4,619,944
34			18,192	3,439,198	52,080	4,672,024
35			28,006	3,467,203	25,088	4,697,112
36			29,312	3,496,515	21,392	4,718,504
37			18,551	3,515,066	22,288	4,740,792
38			30,513	3,545,579	28,952	4,769,744
39			4,412	3,549,991	24,192	4,793,936
40			3,416	3,553,407	1,120	4,795,056
41			2,240	3,555,647		
48					56	4,795,112

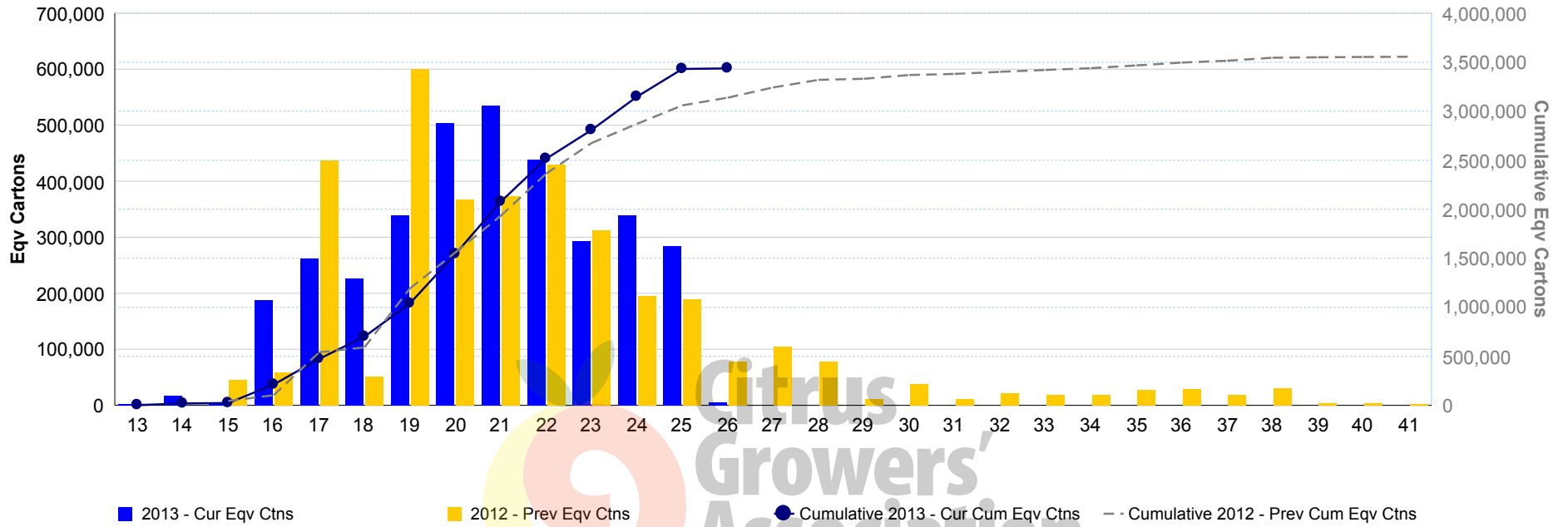


Grapefruit Exported to Northern Europe: Current Season vs Previous Season


27 Jun 2013 8:11:19 AM



Grapefruit Exported to Northern Europe: Current Season vs Previous Season



27 Jun 2013 8:11:19 AM

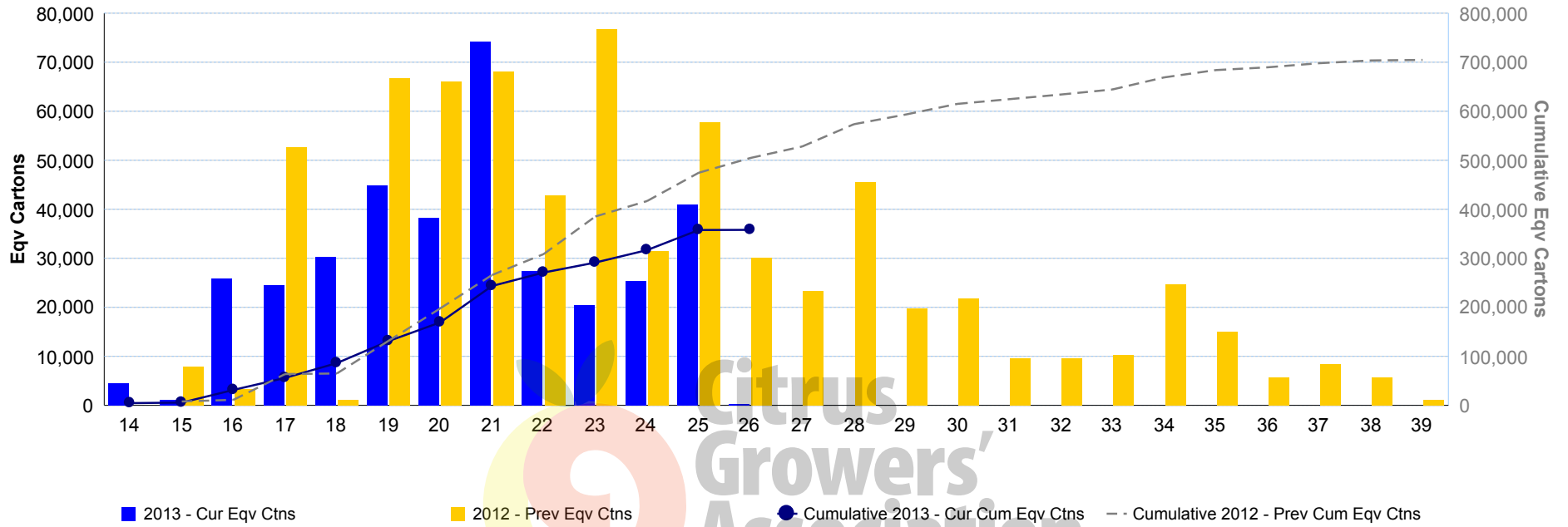


Grapefruit Exported to the UK: Current Season vs Previous Season

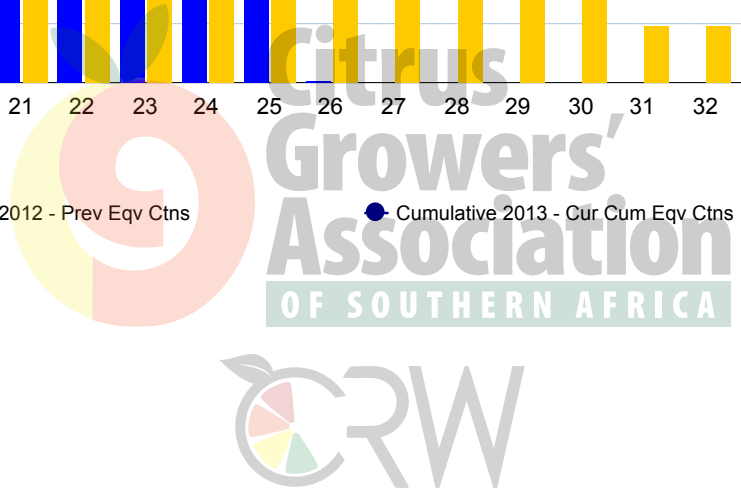
Week	2013		2012		2011	
	Cur Eqv Ctns	Cur Cum Eqv Ctns	Prev Eqv Ctns	Prev Cum Eqv Ctns	Prev Eqv Ctns	Prev Cum Eqv Ctns
14	4,480	4,480				
15	1,120	5,600	7,840	7,840	2,240	2,240
16	25,803	31,403	3,360	11,200	11,368	13,608
17	24,528	55,931	52,640	63,840	20,216	33,824
18	30,240	86,171	1,120	64,960	57,400	91,224
19	44,856	131,027	66,696	131,656	61,264	152,488
20	38,216	169,243	66,080	197,736	15,680	168,168
21	74,162	243,406	68,040	265,776	36,400	204,568
22	27,455	270,860	42,794	308,570	54,824	259,392
23	20,384	291,244	76,664	385,234	70,056	329,448
24	25,428	316,673	31,525	416,759	75,264	404,712
25	41,019	357,692	57,773	474,533	55,832	460,544
26	248	357,940	30,113	504,645	37,800	498,344
27			23,352	527,997	52,024	550,368
28			45,474	573,471	48,944	599,312
29			19,712	593,183	65,576	664,888
30			21,784	614,967	14,560	679,448
31			9,542	624,509	38,976	718,424
32			9,520	634,029	18,816	737,240
33			10,296	644,325	13,888	751,128
34			24,650	668,975	4,480	755,608
35			14,956	683,931	5,096	760,704
36			5,616	689,548	5,600	766,304
37			8,388	697,936	11,200	777,504
38			5,600	703,536	2,240	779,744
39			1,120	704,656	1,120	780,864

27 Jun 2013 8:11:19 AM

Grapefruit Exported to the UK: Current Season vs Previous Season



27 Jun 2013 8:11:19 AM

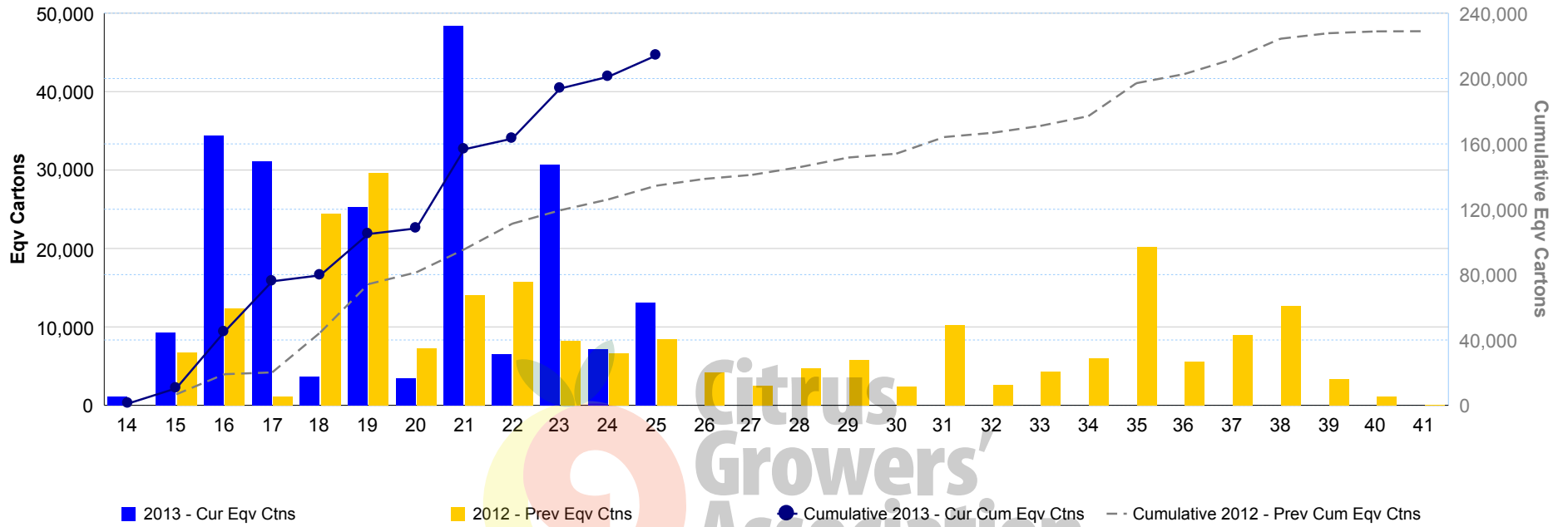


Grapefruit Exported to the Middle East: Current Season vs Previous Season


Week	2013		2012		2011	
	Cur Eqv Ctns	Cur Cum Eqv Ctns	Prev Eqv Ctns	Prev Cum Eqv Ctns	Prev Eqv Ctns	Prev Cum Eqv Ctns
14	1,120	1,120				
15	9,296	10,416	6,720	6,720	4,760	4,760
16	34,437	44,853	12,320	19,040	4,368	9,128
17	31,060	75,913	1,120	20,160	9,184	18,312
18	3,652	79,565	25,536	45,696	14,560	32,872
19	25,262	104,827	29,579	75,275	36,232	69,104
20	3,455	108,281	7,210	82,485	25,424	94,528
21	48,398	156,679	14,088	96,573	29,848	124,376
22	8,797	165,476	15,728	112,301	57,736	182,112
23	30,668	196,144	9,490	121,791	34,832	216,944
24	9,428	205,572	6,632	128,423	35,504	252,448
25	13,041	218,612	10,134	138,557	10,080	262,528
26			4,144	142,701	27,496	290,024
27			2,532	145,233	18,032	308,056
28			4,760	149,993	17,696	325,752
29			5,801	155,794	6,888	332,640
30			2,352	158,146	7,392	340,032
31			10,187	168,333	6,888	346,920
32			12,600	180,933	2,576	349,496
33			4,256	185,189	2,632	352,128
34			7,088	192,277		
35			27,048	219,325	9,464	361,592
36			14,560	233,885	728	362,320
37			12,507	246,392	3,920	366,240
38			14,672	261,064	1,120	367,360
39			3,381	264,445	2,240	369,600
40			1,120	265,565	3,640	373,240
41			93	265,658	2,408	375,648

27 Jun 2013 8:11:19 AM

Grapefruit Exported to the Middle East: Current Season vs Previous Season



27 Jun 2013 8:11:19 AM

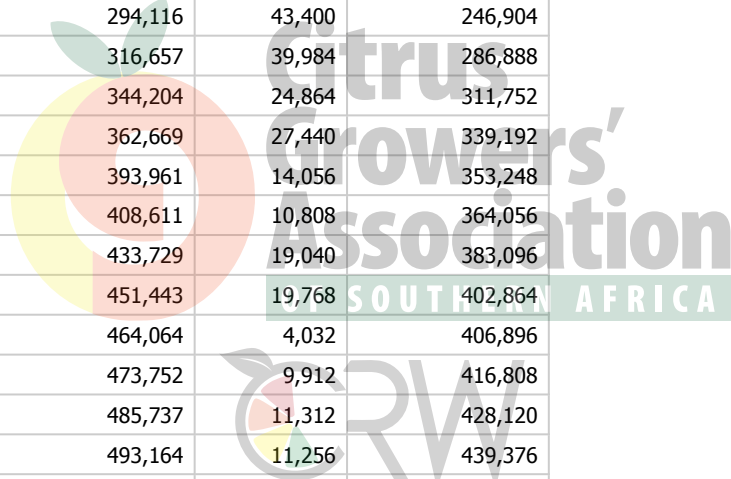


Grapefruit Exported to the Far East (excl. Japan): Current Season vs Previous Season

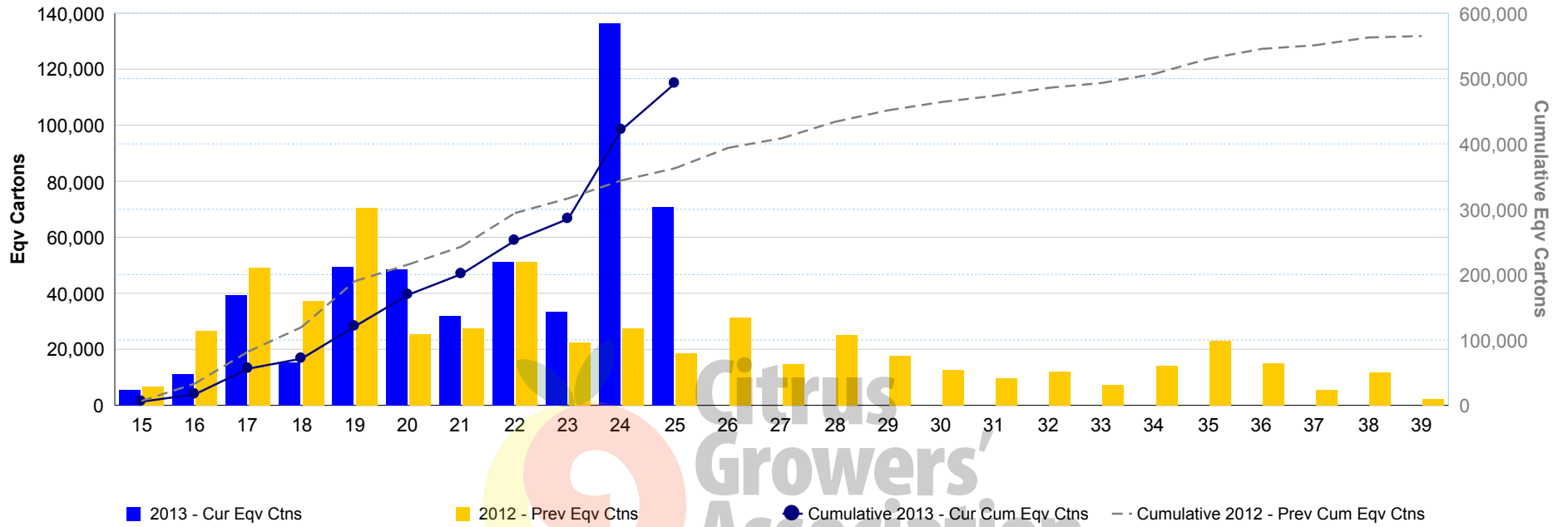
Week	2013		2012		2011	
	Cur Eqv Ctns	Cur Cum Eqv Ctns	Prev Eqv Ctns	Prev Cum Eqv Ctns	Prev Eqv Ctns	Prev Cum Eqv Ctns
15	5,600	5,600	6,608	6,608	2,240	2,240
16	11,200	16,800	26,544	33,152	11,200	13,440
17	39,256	56,056	49,056	82,208	14,952	28,392
18	15,344	71,400	37,352	119,560	39,816	68,208
19	49,317	120,717	70,418	189,978	56,504	124,712
20	48,385	169,102	25,460	215,438	31,080	155,792
21	31,766	200,868	27,406	242,844	47,712	203,504
22	51,076	251,944	51,272	294,116	43,400	246,904
23	33,287	285,231	22,541	316,657	39,984	286,888
24	136,262	421,494	27,547	344,204	24,864	311,752
25	70,874	492,368	18,464	362,669	27,440	339,192
26			31,293	393,961	14,056	353,248
27			14,650	408,611	10,808	364,056
28			25,117	433,729	19,040	383,096
29			17,715	451,443	19,768	402,864
30			12,621	464,064	4,032	406,896
31			9,688	473,752	9,912	416,808
32			11,985	485,737	11,312	428,120
33			7,427	493,164	11,256	439,376
34			14,170	507,334	14,616	453,992
35			22,960	530,294	5,824	459,816
36			15,064	545,358	6,776	466,592
37			5,600	550,958	9,464	476,056
38			11,850	562,808	5,600	481,656
39			2,240	565,048	11,200	492,856
40					7,840	500,696

2 Seasons Ago

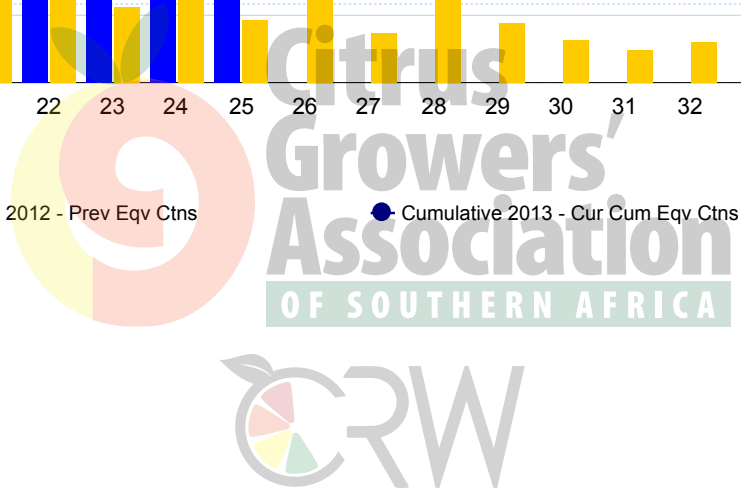
27 Jun 2013 8:11:19 AM



Grapefruit Exported to the Far East (excl. Japan): Current Season vs Previous Season



27 Jun 2013 8:11:19 AM

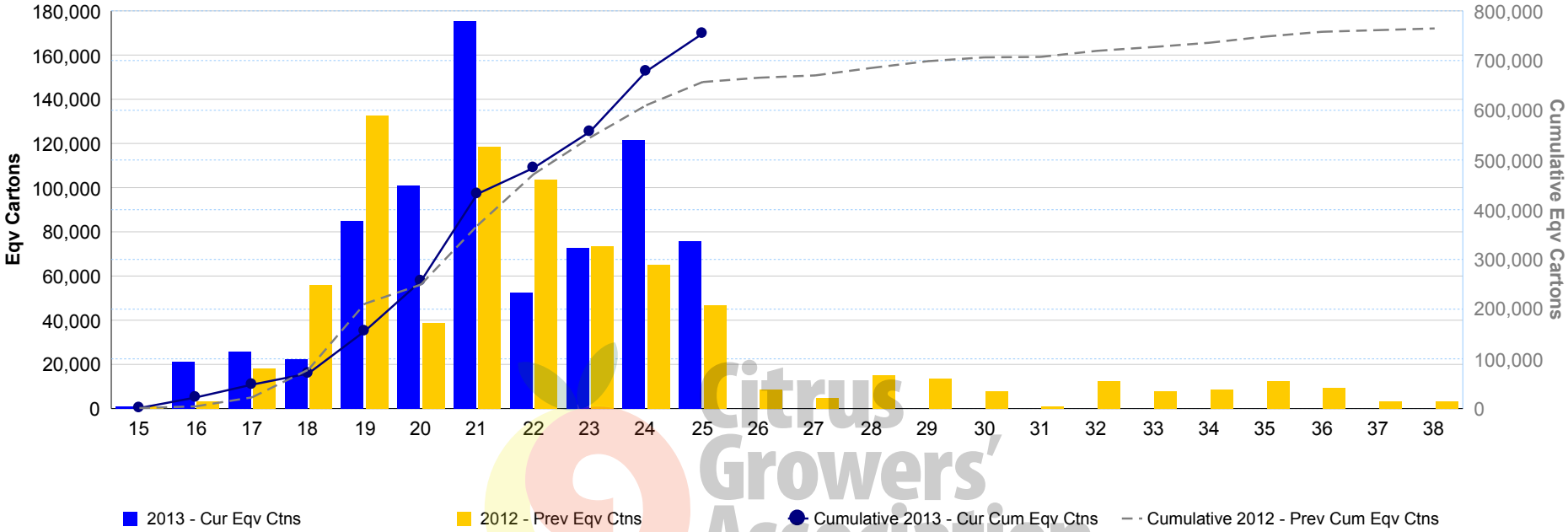


Grapefruit Exported to Southern Europe: Current Season vs Previous Season

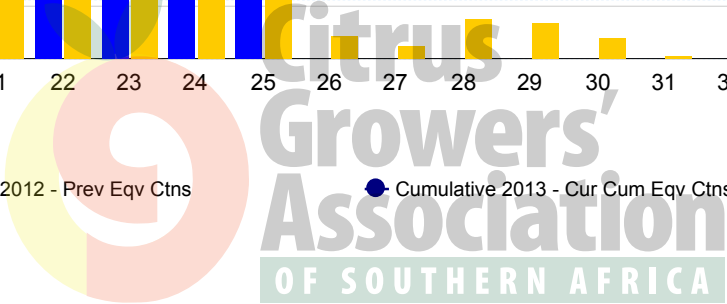
Week	2013		2012		2011	
	Cur Eqv Ctns	Cur Cum Eqv Ctns	Prev Eqv Ctns	Prev Cum Eqv Ctns	Prev Eqv Ctns	Prev Cum Eqv Ctns
14					6,720	6,720
15	1,120	1,120	1,120	1,120		
16	21,280	22,400	3,360	4,480	9,016	15,736
17	25,760	48,160	18,088	22,568	43,736	59,472
18	22,400	70,560	55,720	78,288	55,216	114,688
19	85,064	155,624	132,465	210,753	49,952	164,640
20	100,800	256,424	38,752	249,505	103,096	267,736
21	175,168	431,592	118,440	367,945	82,040	349,776
22	52,460	484,052	103,432	471,377	57,960	407,736
23	72,744	556,796	73,548	544,925	97,664	505,400
24	121,502	678,298	65,240	610,165	134,064	639,464
25	75,882	754,179	46,656	656,821	71,400	710,864
26			8,659	665,480	71,008	781,872
27			4,627	670,107	62,608	844,480
28			15,046	685,153	59,416	903,896
29			13,614	698,767	22,456	926,352
30			7,679	706,446	26,768	953,120
31			840	707,286	7,560	960,680
32			12,236	719,522	6,664	967,344
33			7,696	727,219	14,280	981,624
34			8,644	735,863	26,656	1,008,280
35			12,509	748,372	5,656	1,013,936
36			9,520	757,892	8,120	1,022,056
37			3,360	761,252	1,120	1,023,176
38			3,360	764,612		

27 Jun 2013 8:11:19 AM

Grapefruit Exported to Southern Europe: Current Season vs Previous Season



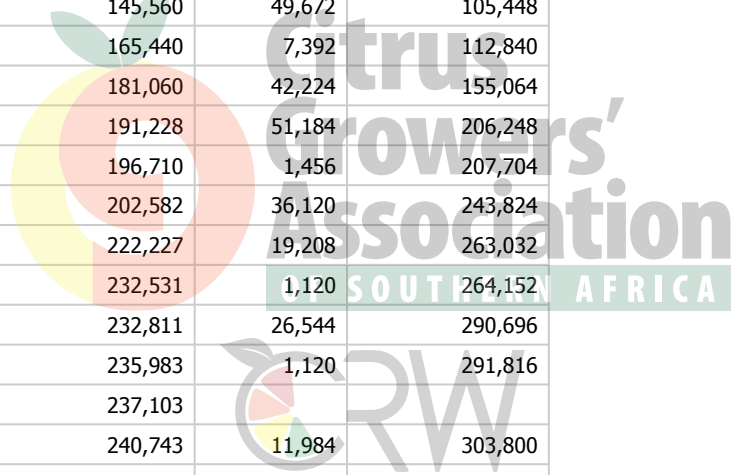
27 Jun 2013 8:11:19 AM



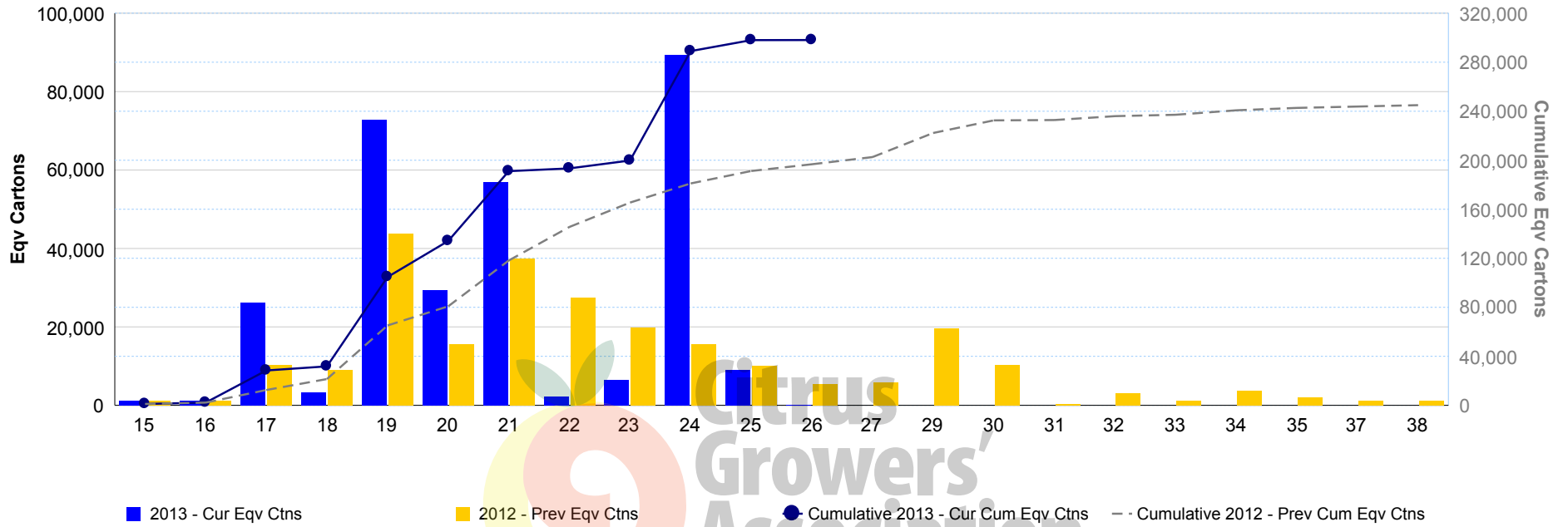
Grapefruit Exported to Canada: Current Season vs Previous Season

Week	2013		2012		2011	
	Cur Eqv Ctns	Cur Cum Eqv Ctns	Prev Eqv Ctns	Prev Cum Eqv Ctns	Prev Eqv Ctns	Prev Cum Eqv Ctns
15	1,120	1,120	1,120	1,120		
16	1,120	2,240	1,120	2,240		
17	26,204	28,444	10,248	12,488	5,768	5,768
18	3,360	31,804	8,960	21,448	14,224	19,992
19	72,912	104,717	43,736	65,184	17,472	37,464
20	29,400	134,116	15,605	80,789	18,312	55,776
21	56,991	191,107	37,406	118,195		
22	2,240	193,347	27,365	145,560	49,672	105,448
23	6,430	199,778	19,880	165,440	7,392	112,840
24	89,289	289,066	15,620	181,060	42,224	155,064
25	8,960	298,026	10,168	191,228	51,184	206,248
26	56	298,082	5,482	196,710	1,456	207,704
27			5,871	202,582	36,120	243,824
29			19,645	222,227	19,208	263,032
30			10,304	232,531	1,120	264,152
31			280	232,811	26,544	290,696
32			3,172	235,983	1,120	291,816
33			1,120	237,103		
34			3,640	240,743	11,984	303,800
35			1,961	242,704	4,480	308,280
36					3,360	311,640
37			1,120	243,824	3,360	315,000
38			1,120	244,944		

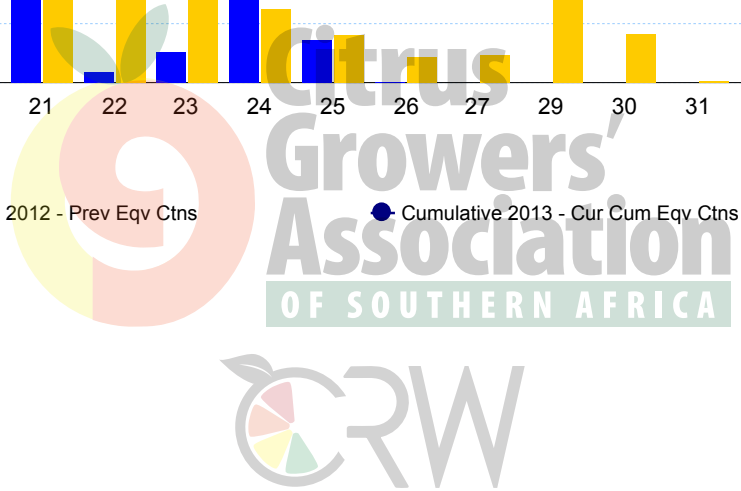
27 Jun 2013 8:11:19 AM



Grapefruit Exported to Canada: Current Season vs Previous Season



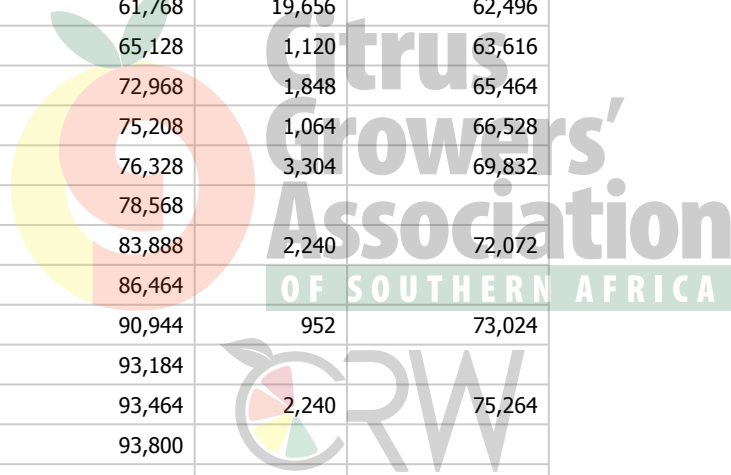
27 Jun 2013 8:11:19 AM



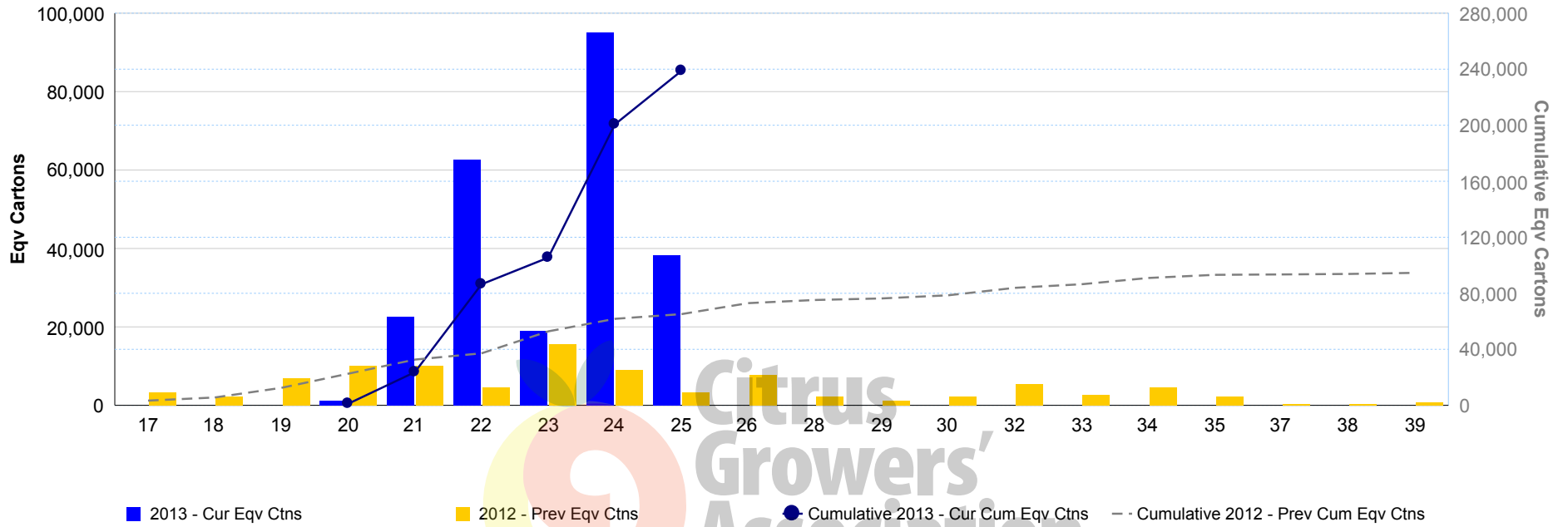
Grapefruit Exported to China: Current Season vs Previous Season

Week	2013		2012		2011	
	Cur Eqv Ctns	Cur Cum Eqv Ctns	Prev Eqv Ctns	Prev Cum Eqv Ctns	Prev Eqv Ctns	Prev Cum Eqv Ctns
17			3,360	3,360		
18			2,240	5,600		
19			6,888	12,488		
20	1,120	1,120	10,080	22,568	4,480	4,480
21	22,568	23,688	10,080	32,648	12,432	16,912
22	62,720	86,408	4,480	37,128	12,320	29,232
23	19,040	105,448	15,680	52,808	13,608	42,840
24	95,144	200,592	8,960	61,768	19,656	62,496
25	38,248	238,840	3,360	65,128	1,120	63,616
26			7,840	72,968	1,848	65,464
28			2,240	75,208	1,064	66,528
29			1,120	76,328	3,304	69,832
30			2,240	78,568		
32			5,320	83,888	2,240	72,072
33			2,576	86,464		
34			4,480	90,944	952	73,024
35			2,240	93,184		
37			280	93,464	2,240	75,264
38			336	93,800		
39			784	94,584		


27 Jun 2013 8:11:19 AM



Grapefruit Exported to Canada: Current Season vs Previous Season



27 Jun 2013 8:11:19 AM

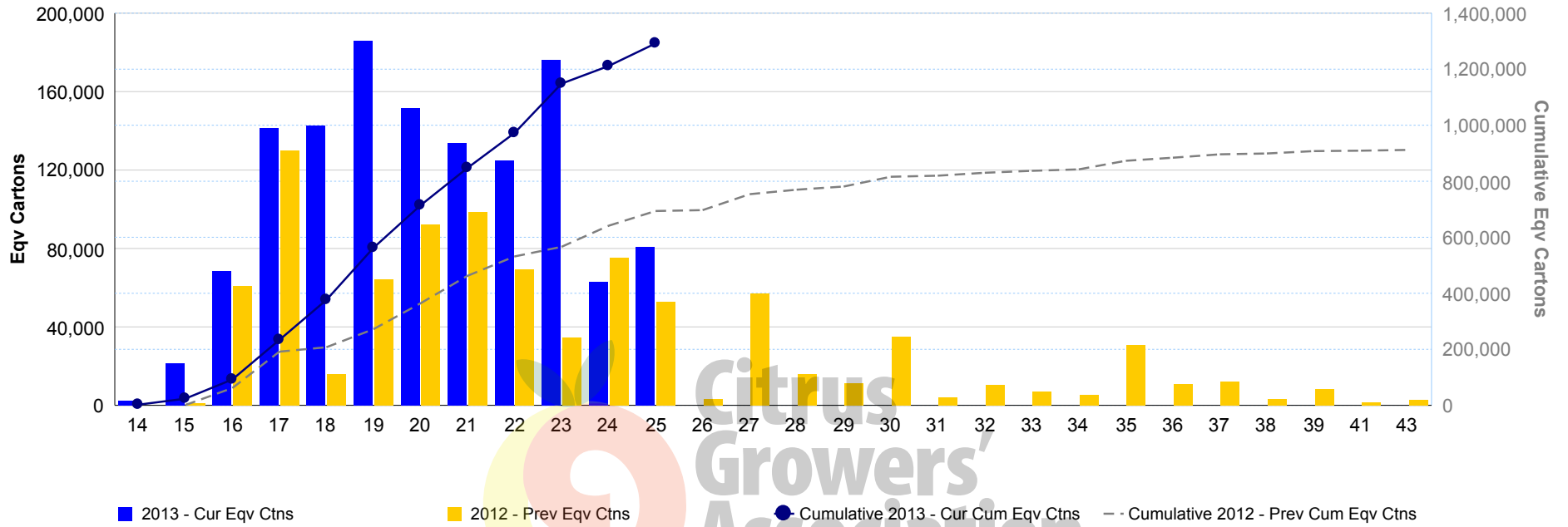


Grapefruit Exported to Russia: Current Season vs Previous Season

Week	2013		2012		2011	
	Cur Eqv Ctns	Cur Cum Eqv Ctns	Prev Eqv Ctns	Prev Cum Eqv Ctns	Prev Eqv Ctns	Prev Cum Eqv Ctns
14	2,240	2,240			26,992	26,992
15	21,599	23,839	952	952		
16	68,432	92,271	60,704	61,656	72,744	99,736
17	141,288	233,559	129,976	191,632	100,688	200,424
18	142,744	376,303	15,848	207,480	12,992	213,416
19	185,741	562,044	64,232	271,712	177,576	390,992
20	151,760	713,804	92,232	363,944	189,560	580,552
21	133,560	847,364	98,406	462,350	89,600	670,152
22	124,831	972,195	69,104	531,454	150,136	820,288
23	176,251	1,148,445	34,393	565,847	85,848	906,136
24	62,832	1,211,278	75,266	641,113	107,408	1,013,544
25	80,807	1,292,084	52,752	693,865	91,840	1,105,384
26			3,024	696,889	61,656	1,167,040
27			56,896	753,785	54,264	1,221,304
28			16,049	769,833		
29			11,354	781,188	55,272	1,276,576
30			34,832	816,020	2,744	1,279,320
31			3,864	819,884	37,968	1,317,288
32			10,360	830,244	22,680	1,339,968
33			6,944	837,188	11,200	1,351,168
34			5,264	842,452	1,120	1,352,288
35			30,635	873,086	21,952	1,374,240
36			10,920	884,006	17,752	1,391,992
37			12,152	896,158	17,248	1,409,240
38			3,024	899,182	9,408	1,418,648
39			8,456	907,638	4,032	1,422,680
40					5,768	1,428,448
41			1,512	909,150	1,400	1,429,848
43			2,688	911,838	1,344	1,431,192

27 Jun 2013 8:11:19 AM

Grapefruit Exported to Russia: Current Season vs Previous Season



27 Jun 2013 8:11:19 AM

