



Citrus Marketing Forum



27 Jun 2013

Contacts:

John Edmonds

Tel: (031) 765-2514; E-mail: johne@cga.co.za

Gloria Smail

Tel: (031) 765-2514; E-mail: gloria@cga.co.za

For Reference:

| Product | Standard Carton Mass | # of Cartons per Pallet |
|---------------------|----------------------|-------------------------|
| Grapefruit | 17 kg | 56 |
| Lemons | 15 kg | 80 |
| Oranges - Navels | 15 kg | 70 |
| Oranges - Valencias | 15 kg | 80 |
| Soft Citrus | 15 kg | 70 |

Destination Region Layout

| Reporting Region | Country |
|------------------|-------------------------|
| Africa | ALGERIA |
| | ANGOLA |
| | BENIN |
| | BOTSWANA |
| | BURUNDI |
| | CAMEROON |
| | CAPE VERDE |
| | CONGO (REPUBLIC OF) |
| | COTE D'IVOIRE |
| | DEMOCRATIC REP OF CONGO |
| | DJIBOUTI |
| | EGYPT |
| | EQUATORIAL GUINEA |
| | ETHIOPIA |
| | GABON |
| | GHANA |
| | KENYA |
| | LESOTHO |
| | LIBYAN ARAB JAMAHIRIYA |
| | MALAWI |
| | MAURITANIA |
| | MOROCCO |
| | MOZAMBIQUE |
| | NAMIBIA |
| | NIGERIA |
| | SAO TOME AND PRINCIPE |
| | SENEGAL |
| | SIERRA LEONE |
| | SOMALIA |
| | SOUTH AFRICA |



| Reporting Region | Country |
|------------------------|----------------------------|
| Middle East | AZERBAIJAN |
| | BAHRAIN |
| | IRAN (ISLAMIC REPUBLIC OF) |
| | ISRAEL |
| | JORDAN |
| | KUWAIT |
| | LEBANON |
| | OMAN |
| | PAKISTAN |
| | QATAR |
| | SAUDI ARABIA |
| | SYRIAN ARAB REPUBLIC |
| | TURKEY |
| | UNITED ARAB EMIRATES |
| | UZBEKISTAN |
| | YEMEN |
| New Zealand | NEW ZEALAND |
| North America (Canada) | CANADA |
| | MEXICO |
| Northern Africa | EGYPT |
| | LIBYAN ARAB JAMAHIRIYA |
| | MOROCCO |
| | TUNISIA |
| Northern Europe | BELGIUM |
| | DENMARK |
| | FINLAND |
| | GERMANY |
| | NETHERLANDS |
| | NORWAY |
| Russia | RUSSIAN FEDERATION |

Destination Region Layout

| Reporting Region | Country |
|------------------|-----------------------------|
| Africa | ST HELENA |
| | SUDAN |
| | SWAZILAND |
| | TOGO |
| | TUNISIA |
| | UGANDA |
| | UNITED REPUBLIC OF TANZANIA |
| | ZAMBIA |
| | ZIMBABWE |
| Asia | BANGLADESH |
| | BRUNEI DARUSSALAM |
| | CHINA |
| | HONG KONG |
| | INDIA |
| | INDONESIA |
| | JAPAN |
| | KOREA |
| | MALAYSIA |
| | PHILIPPINES |
| | REPUBLIC OF KOREA (SOUTH) |
| | SINGAPORE |
| | SRI LANKA |
| | TAIWAN |
| | THAILAND |
| | TONGA |
| | VIET NAM |
| | VIETNAM |
| | Atlantic Ocean Isle |
| FIJI | |
| ST HELENA | |

| Reporting Region | Country |
|------------------|---------------------|
| South America | BRAZIL |
| | CHILE |
| | CUBA |
| | PARAGUAY |
| | PERU |
| | URUGUAY |
| | VENEZUELA |
| Southern Africa | LESOTHO |
| | MOZAMBIQUE |
| | SOUTH AFRICA |
| | SWAZILAND |
| | ZAMBIA |
| | ZIMBABWE |
| | Southern Europe |
| GREECE | |
| ITALY | |
| MALTA | |
| PORTUGAL | |
| United Kingdom | IRELAND |
| | UNITED KINGDOM |
| United States | PUERTO RICO |
| | UNITED STATES |
| Western Africa | ANGOLA |
| | BENIN |
| | CONGO (REPUBLIC OF) |
| | COTE D'IVOIRE |
| | GABON |
| | GHANA |
| | MAURITANIA |



Destination Region Layout

| Reporting Region | Country |
|------------------|-------------------------------|
| Australia | AUSTRALIA |
| Central Africa | ALGERIA |
| | BOTSWANA |
| | BURUNDI |
| | CAMEROON |
| | DEMOCRATIC REP OF CONGO |
| | EQUATORIAL GUINEA |
| | MALAWI |
| | SAO TOME AND PRINCIPE |
| | Central America |
| Central Europe | AUSTRIA |
| | CROATIA (local name Hrvatska) |
| | CZECH REPUBLIC |
| | ESTONIA |
| | GEORGIA |
| | LUXEMBOURG |
| | POLAND |
| | SLOVENIA |
| | SWEDEN |
| | SWITZERLAND |
| | Central-America |
| Eastern Africa | DJIBOUTI |
| | ETHIOPIA |
| | KENYA |
| | SOMALIA |
| | SUDAN |
| | UGANDA |
| | UNITED REPUBLIC OF TANZANIA |
| Eastern Europe | BULGARIA |
| | LATVIA |

| Reporting Region | Country |
|------------------|--------------|
| Western Africa | NAMIBIA |
| | NIGERIA |
| | SENEGAL |
| | SIERRA LEONE |
| | TOGO |
| Western Europe | FRANCE |



Destination Region Layout

| Reporting Region | Country |
|------------------|-------------------------------|
| Eastern Europe | LITHUANIA |
| | ROMANIA |
| | UKRAINE |
| European Union | AUSTRIA |
| | BELGIUM |
| | BULGARIA |
| | CROATIA (local name Hrvatska) |
| | CYPRUS |
| | CZECH REPUBLIC |
| | DENMARK |
| | ESTONIA |
| | FINLAND |
| | FRANCE |
| | GEORGIA |
| | GERMANY |
| | GREECE |
| | ITALY |
| | LATVIA |
| | LITHUANIA |
| | LUXEMBOURG |
| | MALTA |
| | NETHERLANDS |
| | NORWAY |
| | POLAND |
| | PORTUGAL |
| | ROMANIA |
| | SLOVENIA |
| | SPAIN |
| | SWEDEN |
| | SWITZERLAND |



Destination Region Layout

| Reporting Region | Country |
|----------------------|----------------------------|
| European Union | UKRAINE |
| Far East | HONG KONG |
| | JAPAN |
| | SINGAPORE |
| | TAIWAN |
| Indian Ocean Island | COMOROS |
| | MADAGASCAR |
| | MALDIVES |
| | MAURITIUS |
| | MAYOTTE |
| | REUNION |
| | SEYCHELLES |
| Indian Ocean islands | COMOROS |
| | MADAGASCAR |
| | MALDIVES |
| | MAURITIUS |
| | MAYOTTE |
| | REUNION |
| | SEYCHELLES |
| Middle East | AZERBAIJAN |
| | BAHRAIN |
| | IRAN (ISLAMIC REPUBLIC OF) |
| | ISRAEL |
| | JORDAN |
| | KUWAIT |
| | LEBANON |
| | OMAN |
| | PAKISTAN |
| | QATAR |
| | SAUDI ARABIA |



Destination Region Layout

| Reporting Region | Country |
|------------------------|------------------------|
| Middle East | SYRIAN ARAB REPUBLIC |
| | TURKEY |
| | UNITED ARAB EMIRATES |
| | UZBEKISTAN |
| | YEMEN |
| New Zealand | NEW ZEALAND |
| North America (Canada) | CANADA |
| | MEXICO |
| North-America | CANADA |
| | MEXICO |
| | UNITED STATES |
| Northern Africa | EGYPT |
| | LIBYAN ARAB JAMAHIRIYA |
| | MOROCCO |
| | TUNISIA |
| Northern Europe | BELGIUM |
| | DENMARK |
| | FINLAND |
| | GERMANY |
| | NETHERLANDS |
| | NORWAY |
| Oceania | AUSTRALIA |
| | FIJI |
| | NEW ZEALAND |
| | TONGA |
| Russia | RUSSIAN FEDERATION |
| Russian Federation | RUSSIAN FEDERATION |
| South America | BRAZIL |
| | CHILE |
| | CUBA |



Destination Region Layout

| Reporting Region | Country |
|------------------|---------------------|
| South America | PARAGUAY |
| | PERU |
| | URUGUAY |
| | VENEZUELA |
| South-America | BRAZIL |
| | CHILE |
| | PARAGUAY |
| | PERU |
| | URUGUAY |
| | VENEZUELA |
| Southern Africa | LESOTHO |
| | MOZAMBIQUE |
| | SOUTH AFRICA |
| | SWAZILAND |
| | ZAMBIA |
| | ZIMBABWE |
| Southern Europe | CYPRUS |
| | GREECE |
| | ITALY |
| | MALTA |
| | PORTUGAL |
| | SPAIN |
| United Kingdom | IRELAND |
| | UNITED KINGDOM |
| United States | PUERTO RICO |
| | UNITED STATES |
| Western Africa | ANGOLA |
| | BENIN |
| | CONGO (REPUBLIC OF) |
| | COTE D'IVOIRE |



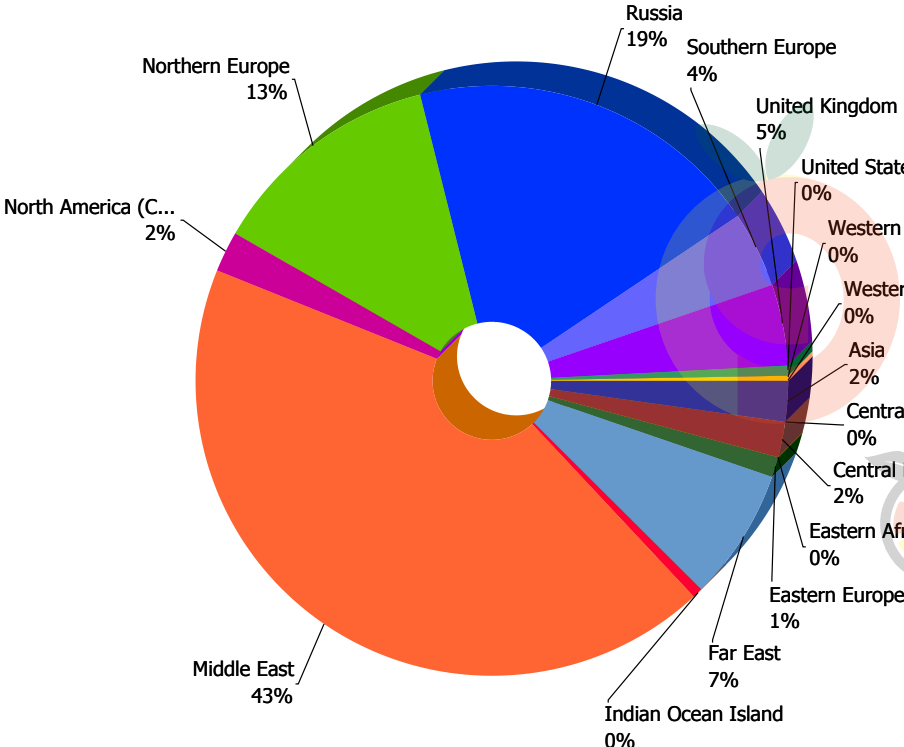
Destination Region Layout

| Reporting Region | Country |
|------------------|--------------|
| Western Africa | GABON |
| | GHANA |
| | MAURITANIA |
| | NAMIBIA |
| | NIGERIA |
| | SENEGAL |
| | SIERRA LEONE |
| | TOGO |
| Western Europe | FRANCE |

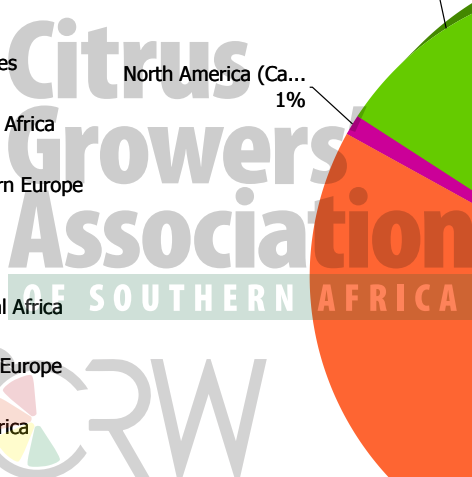
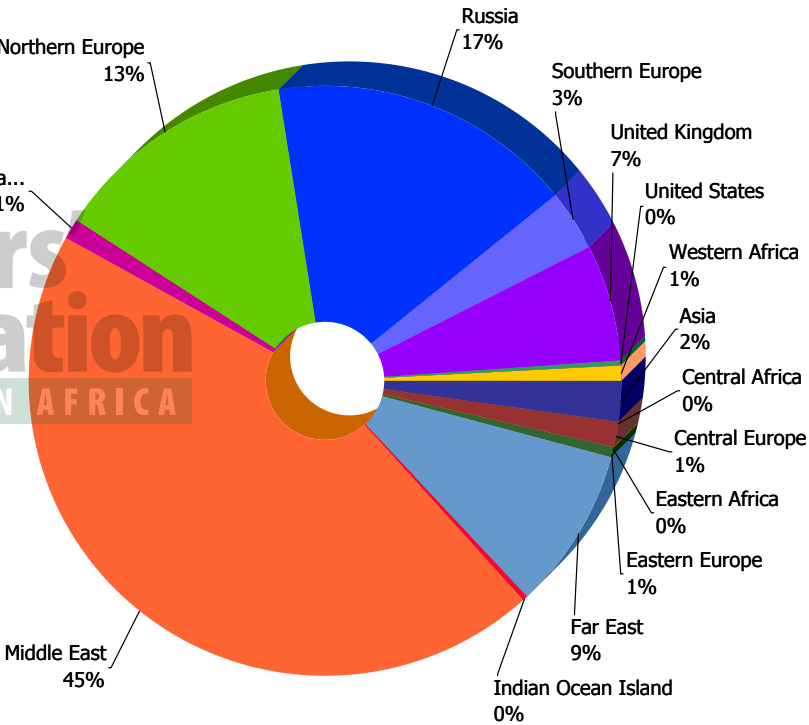


Lemons Exported: Current Season vs Previous Season

Current Season (YTD)

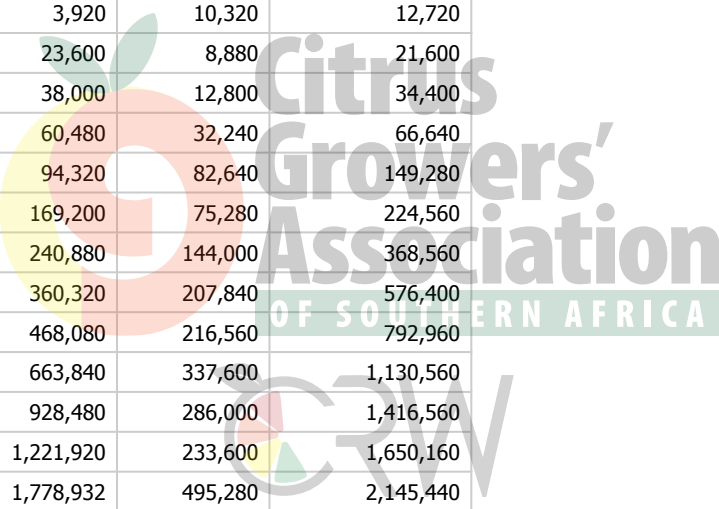


Previous Season (YTD)



Lemons Exported to All Markets: Current Season vs Previous Season

| Week | 2013 | | 2012 | | 2011 | |
|------|--------------|------------------|---------------|-------------------|---------------|-------------------|
| | Cur Eqv Ctns | Cur Cum Eqv Ctns | Prev Eqv Ctns | Prev Cum Eqv Ctns | Prev Eqv Ctns | Prev Cum Eqv Ctns |
| 1 | | | | | 1,600 | 1,600 |
| 2 | | | | | 800 | 2,400 |
| 3 | | | 800 | 800 | | 2,400 |
| 4 | | | | 800 | | 2,400 |
| 5 | 800 | 800 | 1,200 | 2,000 | | 2,400 |
| 6 | 320 | 1,120 | 800 | 2,800 | | 2,400 |
| 7 | 3,600 | 4,720 | 1,120 | 3,920 | 10,320 | 12,720 |
| 8 | 8,720 | 13,440 | 19,680 | 23,600 | 8,880 | 21,600 |
| 9 | 9,200 | 22,640 | 14,400 | 38,000 | 12,800 | 34,400 |
| 10 | 44,880 | 67,520 | 22,480 | 60,480 | 32,240 | 66,640 |
| 11 | 91,200 | 158,720 | 33,840 | 94,320 | 82,640 | 149,280 |
| 12 | 115,520 | 274,240 | 74,880 | 169,200 | 75,280 | 224,560 |
| 13 | 128,080 | 402,320 | 71,680 | 240,880 | 144,000 | 368,560 |
| 14 | 155,440 | 557,760 | 119,440 | 360,320 | 207,840 | 576,400 |
| 15 | 151,624 | 709,384 | 107,760 | 468,080 | 216,560 | 792,960 |
| 16 | 224,742 | 934,125 | 195,760 | 663,840 | 337,600 | 1,130,560 |
| 17 | 423,137 | 1,357,263 | 264,640 | 928,480 | 286,000 | 1,416,560 |
| 18 | 328,481 | 1,685,743 | 293,440 | 1,221,920 | 233,600 | 1,650,160 |
| 19 | 989,163 | 2,674,906 | 557,012 | 1,778,932 | 495,280 | 2,145,440 |
| 20 | 575,868 | 3,250,774 | 440,829 | 2,219,761 | 407,760 | 2,553,200 |
| 21 | 558,653 | 3,809,427 | 484,714 | 2,704,475 | 546,960 | 3,100,160 |
| 22 | 711,654 | 4,521,080 | 623,333 | 3,327,808 | 523,920 | 3,624,080 |
| 23 | 575,521 | 5,096,602 | 622,979 | 3,950,787 | 486,640 | 4,110,720 |
| 24 | 517,218 | 5,613,820 | 452,932 | 4,403,719 | 548,960 | 4,659,680 |
| 25 | 371,554 | 5,985,374 | 406,105 | 4,809,824 | 439,520 | 5,099,200 |
| 26 | 35,389 | 6,020,763 | 356,109 | 5,165,933 | 566,560 | 5,665,760 |
| 27 | | 6,020,763 | 467,114 | 5,633,047 | 520,880 | 6,186,640 |
| 28 | | 6,020,763 | 368,646 | 6,001,693 | 752,240 | 6,938,880 |
| 29 | | 6,020,763 | 633,980 | 6,635,673 | 752,400 | 7,691,280 |




Citrus Growers' Association
 OF SOUTHERN AFRICA

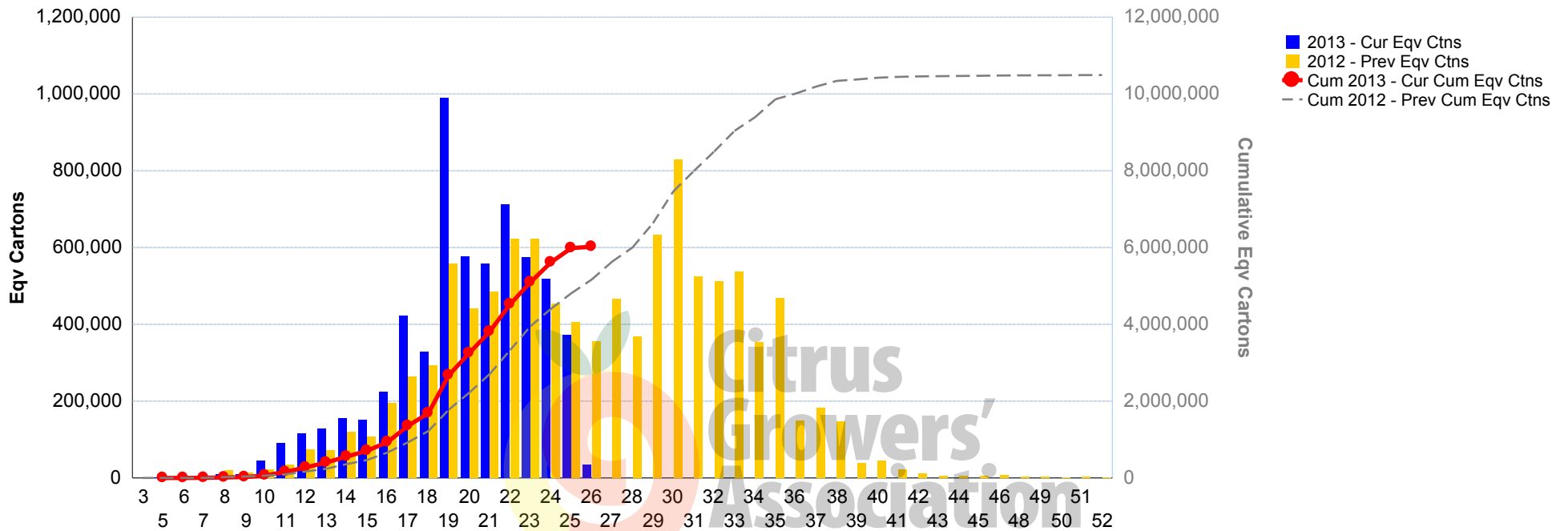
Lemons Exported to All Markets: Current Season vs Previous Season

| Week | 2013 | | 2012 | | 2011 | |
|------|--------------|------------------|---------------|-------------------|---------------|-------------------|
| | Cur Eqv Ctns | Cur Cum Eqv Ctns | Prev Eqv Ctns | Prev Cum Eqv Ctns | Prev Eqv Ctns | Prev Cum Eqv Ctns |
| 30 | | 6,020,763 | 828,009 | 7,463,682 | 581,680 | 8,272,960 |
| 31 | | 6,020,763 | 525,202 | 7,988,884 | 483,920 | 8,756,880 |
| 32 | | 6,020,763 | 512,345 | 8,501,229 | 326,000 | 9,082,880 |
| 33 | | 6,020,763 | 537,464 | 9,038,693 | 358,320 | 9,441,200 |
| 34 | | 6,020,763 | 354,533 | 9,393,226 | 238,800 | 9,680,000 |
| 35 | | 6,020,763 | 468,102 | 9,861,328 | 173,680 | 9,853,680 |
| 36 | | 6,020,763 | 149,696 | 10,011,024 | 154,240 | 10,007,920 |
| 37 | | 6,020,763 | 181,716 | 10,192,740 | 130,080 | 10,138,000 |
| 38 | | 6,020,763 | 146,071 | 10,338,812 | 118,960 | 10,256,960 |
| 39 | | 6,020,763 | 37,680 | 10,376,492 | 56,560 | 10,313,520 |
| 40 | | 6,020,763 | 44,384 | 10,420,875 | 22,320 | 10,335,840 |
| 41 | | 6,020,763 | 22,815 | 10,443,690 | 17,360 | 10,353,200 |
| 42 | | 6,020,763 | 12,097 | 10,455,787 | 13,200 | 10,366,400 |
| 43 | | 6,020,763 | 5,768 | 10,461,555 | 13,520 | 10,379,920 |
| 44 | | 6,020,763 | 5,280 | 10,466,835 | | 10,379,920 |
| 45 | | 6,020,763 | 5,440 | 10,472,275 | 15,920 | 10,395,840 |
| 46 | | 6,020,763 | 6,679 | 10,478,954 | 3,200 | 10,399,040 |
| 47 | | 6,020,763 | | 10,478,954 | 6,400 | 10,405,440 |
| 48 | | 6,020,763 | 3,440 | 10,482,394 | 1,600 | 10,407,040 |
| 49 | | 6,020,763 | 2,320 | 10,484,714 | 4,800 | 10,411,840 |
| 50 | | 6,020,763 | 880 | 10,485,594 | 1,600 | 10,413,440 |
| 51 | | 6,020,763 | 4,080 | 10,489,674 | 640 | 10,414,080 |
| 52 | | 6,020,763 | 960 | 10,490,634 | | 10,414,080 |
| 53 | | 6,020,763 | | 10,490,634 | | 10,414,080 |

27 Jun 2013 8:12:12 AM



Lemons Exported to All Markets: Current Season vs Previous Season



27 Jun 2013 8:12:12 AM



Lemons Exported to All Markets: Current Season per Week, Variety and Destination

| Eqv Ctns by Year, Week, Variety Group and Variety | | | | Asia | Central Africa | Central Europe | Eastern Africa | Eastern Europe | Far East | Indian Ocean Island | Middle East | North America (Canada) | Northern Europe | Russia | Southern Europe | United Kingdom | United States | Western Africa | Western Europe | Region Total | |
|---|---------------------|---------------------|--------|-------|----------------|----------------|----------------|----------------|----------|---------------------|-------------|------------------------|-----------------|--------|-----------------|----------------|---------------|----------------|----------------|--------------|---------|
| 2013 | 5 | Lemons | LEMON | | | | | | | | | | | | | | | 800 | | 800 | |
| | | Weekly Total | | | | | | | | | | | | | | | | | 800 | | 800 |
| | 6 | Lemons | EUREKA | | | | | | | | | | | | | | | | 320 | | 320 |
| | | Weekly Total | | | | | | | | | | | | | | | | | 320 | | 320 |
| | 7 | Lemons | LEMON | | | | | | | | | | | | 1,600 | | | | 2,000 | | 3,600 |
| | | Weekly Total | | | | | | | | | | | | | 1,600 | | | | 2,000 | | 3,600 |
| | 8 | Lemons | EUREKA | | | | | | | | | | | | | | | | 1,600 | | 1,600 |
| | | Lemons | LEMON | | | 3,200 | | | | | 3,920 | | | | | | | | | | 7,120 |
| | | Weekly Total | | | | 3,200 | | | | | 3,920 | | | | | | | | | 1,600 | |
| | 9 | Lemons | EUREKA | | | | | | | | | 3,200 | | | | | | | | | 3,200 |
| | | Lemons | LEMON | | | | | | | | | 6,000 | | | | | | | | | 6,000 |
| | | Weekly Total | | | | | | | | | | 9,200 | | | | | | | | | |
| | 10 | Lemons | EUREKA | | | | | | 1,600 | 1,600 | 12,880 | | | | 6,400 | | | | | | 22,480 |
| | | Lemons | LEMON | | | | | | | | 12,800 | 1,600 | 3,200 | 3,200 | | | 1,600 | | | | 22,400 |
| | | Weekly Total | | | | | | | | 1,600 | 1,600 | 25,680 | 1,600 | 3,200 | 9,600 | | | 1,600 | | | |
| | 11 | Lemons | EUREKA | 1,600 | | | | | 1,600 | 1,600 | 16,160 | | 4,800 | 24,000 | | | | | | | 49,760 |
| | | Lemons | LEMON | | | | | | 3,200 | | 35,040 | | 1,600 | 1,600 | | | | | | | 41,440 |
| | | Weekly Total | | 1,600 | | | | | | 4,800 | 1,600 | 51,200 | | 6,400 | 25,600 | | | | | | |
| | 12 | Lemons | EUREKA | 1,600 | | | | | 1,600 | 3,200 | 43,680 | | 4,800 | 33,600 | | | | | | | 88,480 |
| | | Lemons | LEMON | | | 4,800 | | | | | 1,440 | 3,200 | 3,200 | 12,800 | | | 1,600 | | | | 27,040 |
| | | Weekly Total | | 1,600 | | 4,800 | | | | 1,600 | 3,200 | 46,880 | 1,440 | 8,000 | 46,400 | | | 1,600 | | | |
| | 13 | Lemons | EUREKA | | | 1,600 | | | | 6,400 | | 25,600 | | 10,000 | 30,560 | | | 1,600 | | | 75,760 |
| | | Lemons | LEMON | | | 11,200 | 1,600 | | | | | | 1,600 | 2,800 | 33,520 | | | 1,600 | | | 52,320 |
| | | Weekly Total | | | | 12,800 | 1,600 | | | | 6,400 | | 25,600 | 1,600 | 12,800 | 64,080 | | | 3,200 | | |
| 14 | Lemons | EUREKA | 4,800 | | 1,440 | | | 1,840 | 4,800 | 46,762 | | 6,960 | 4,800 | 1,600 | 3,200 | | | | | 76,202 | |
| | Lemons | LEMON | 1,600 | | 8,160 | | | 6,160 | | 51,078 | 4,800 | 2,640 | 3,200 | | | 1,600 | | | | 79,238 | |
| | Weekly Total | | 6,400 | | 9,600 | | | 8,000 | 4,800 | | 97,840 | 4,800 | 9,600 | 8,000 | 1,600 | 4,800 | | | | | 155,440 |
| 15 | Lemons | EUREKA | 1,600 | | | | | 160 | 3,200 | 43,982 | | 3,200 | 30,344 | | | | | | | 82,485 | |
| | Lemons | LEMON | | | | | | 4,640 | | 48,338 | | 1,600 | 14,560 | | | | | | | 69,138 | |
| | Weekly Total | | 1,600 | | | | | 4,800 | 3,200 | | 92,320 | | 4,800 | 44,904 | | | | | | | 151,624 |
| 16 | Lemons | EUREKA | 3,280 | | 1,600 | | | 1,600 | 1,600 | 4,800 | 88,644 | | 6,400 | 37,440 | 4,800 | 3,200 | | | | 153,364 | |
| | Lemons | LEMON | | | 4,800 | | | 1,600 | 3,200 | | 35,280 | | | 18,320 | 3,200 | 4,897 | | 80 | | 71,377 | |

Lemons Exported to All Markets: Current Season per Week, Variety and Destination

| Eqv Ctns by Year, Week, Variety Group and Variety | | | Asia | Central Africa | Central Europe | Eastern Africa | Eastern Europe | Far East | Indian Ocean Island | Middle East | North America (Canada) | Northern Europe | Russia | Southern Europe | United Kingdom | United States | Western Africa | Western Europe | Region Total | | |
|---|---------------------|---------------------|---------------|----------------|----------------|----------------|----------------|---------------|---------------------|----------------|------------------------|-----------------|----------------|-----------------|----------------|---------------|----------------|----------------|----------------|----------------|----------------|
| 2013 | 16 | Weekly Total | 3,280 | | 6,400 | | 3,200 | 4,800 | 4,800 | 123,924 | | 6,400 | 55,760 | 8,000 | 8,097 | | 80 | | 224,742 | | |
| | 17 | Lemons | EUREKA | 4,800 | | | | 1,113 | 24,160 | 1,600 | 140,522 | 1,525 | 26,300 | 42,401 | 6,640 | 1,760 | | 1,040 | | 251,861 | |
| | | LEMON | 1,600 | | 6,560 | | 5,767 | 9,600 | | 52,800 | 1,600 | 2,013 | 87,760 | | 3,576 | | | | | 171,277 | |
| | | Weekly Total | 6,400 | | 6,560 | | 6,880 | 33,760 | 1,600 | 193,322 | 3,125 | 28,313 | 130,161 | 6,640 | 5,336 | | 1,040 | | | 423,137 | |
| | 18 | Lemons | EUREKA | 6,480 | | 3,200 | | | 14,880 | | 91,113 | 1,600 | 24,887 | 20,320 | | 480 | | 1,920 | | 164,881 | |
| | | LEMON | 1,600 | | | | | | 4,880 | | 37,600 | 3,200 | 12,400 | 102,320 | 1,600 | | | | | 163,600 | |
| | | Weekly Total | 8,080 | | 3,200 | | | | 19,760 | | 128,713 | 4,800 | 37,287 | 122,640 | 1,600 | 480 | | 1,920 | | 328,481 | |
| | 19 | Lemons | EUREKA | 14,480 | | 1,937 | | | 8,240 | 37,600 | 3,200 | 367,602 | | 68,004 | 56,075 | 12,800 | 23,472 | | 160 | | 593,571 |
| | | LEMON | 1,600 | | 27,023 | | | | 11,933 | 91 | 124,595 | 3,200 | 11,908 | 195,061 | 8,400 | 11,782 | | | | 395,592 | |
| | | Weekly Total | 16,080 | | 28,960 | | | 8,240 | 49,533 | 3,291 | 492,197 | 3,200 | 79,911 | 251,136 | 21,200 | 35,254 | | 160 | | 989,163 | |
| | 20 | Lemons | EUREKA | 10,956 | | 12,560 | | | 8,240 | 23,728 | | 145,545 | 7,441 | 41,042 | 21,120 | 26,000 | 16,800 | 1,760 | 480 | 1,600 | 317,272 |
| | | LEMON | 2,640 | | 6,400 | | | 1,840 | 6,840 | 638 | 76,880 | 4,160 | 18,880 | 116,560 | 11,520 | 9,038 | | 3,200 | | 258,596 | |
| | | Weekly Total | 13,596 | | 18,960 | | | 10,080 | 30,568 | 638 | 222,425 | 11,601 | 59,922 | 137,680 | 37,520 | 25,838 | 1,760 | 3,680 | 1,600 | 575,868 | |
| | 21 | Lemons | EUREKA | 12,576 | 80 | 16,000 | | | 6,400 | 21,259 | 3,200 | 81,644 | 8,240 | 64,596 | 24,960 | 16,480 | 27,728 | 1,600 | 480 | | 285,242 |
| | | EUREKA SEEDLESS | | | | | | | | | | | 1,600 | | | | | | | | 1,600 |
| | | LEMON | 5,584 | | 3,440 | | | 3,440 | 10,040 | 1,600 | 65,154 | 6,880 | 53,992 | 88,640 | 7,360 | 23,840 | | | 1,840 | | 271,811 |
| | | Weekly Total | 18,160 | 80 | 19,440 | | | 9,840 | 31,299 | 4,800 | 146,798 | 16,720 | 118,588 | 113,600 | 23,840 | 51,568 | 1,600 | 480 | 1,840 | 558,653 | |
| | 22 | Lemons | EUREKA | 11,360 | | | | 80 | 30,001 | 560 | 268,261 | | 57,936 | 14,449 | 16,000 | 40,475 | 960 | 80 | | | 440,161 |
| | | LEMON | 8,497 | | 1,600 | | | 7,920 | 18,748 | | 119,360 | 3,440 | 33,653 | 51,680 | 6,578 | 19,937 | | 80 | | | 271,493 |
| | | Weekly Total | 19,857 | | 1,600 | | | 8,000 | 48,749 | 560 | 387,621 | 3,440 | 91,589 | 66,129 | 22,578 | 60,412 | 960 | 160 | | | 711,654 |
| | 23 | Lemons | EUREKA | 4,400 | 240 | 1,600 | 1,600 | 3,120 | 35,200 | 3,600 | 146,916 | 40,539 | 33,756 | 26,800 | 8,160 | 11,600 | | 390 | | | 317,921 |
| | | LEMON | 5,690 | | | | | 3,520 | 26,686 | | 63,505 | 1,760 | 36,377 | 94,773 | 9,833 | 15,242 | | 213 | | | 257,600 |
| | | Weekly Total | 10,090 | 240 | 1,600 | 1,600 | 6,640 | 61,886 | 3,600 | 210,421 | 42,299 | 70,134 | 121,573 | 17,993 | 26,842 | | 603 | | | 575,521 | |
| | 24 | Lemons | EUREKA | 10,480 | | 3,200 | | | 10,531 | 51,797 | 143 | 117,920 | 14,184 | 46,833 | 12,035 | 25,680 | 28,675 | | 320 | | 321,798 |
| | | EUREKA SEEDLESS | | | | | | | | | | | 80 | 960 | | | | | | | 1,040 |
| | LEMON | 4,241 | | 4,800 | 370 | 669 | 25,541 | | | 50,864 | 7,681 | 44,423 | 22,124 | 15,280 | 17,336 | | 1,049 | | | 194,380 | |
| | Weekly Total | 14,721 | | 8,000 | 370 | 11,200 | 77,338 | 143 | 168,785 | 21,866 | 91,335 | 35,119 | 40,960 | 46,012 | | 1,369 | | | 517,218 | | |
| 25 | Lemons | EUREKA | 1,937 | | 2,646 | | | 1,760 | 26,265 | 1,600 | 81,982 | 14,720 | 5,412 | 8,921 | 17,760 | 4,800 | | 3,120 | | 170,922 | |
| | EUREKA SEEDLESS | | | | | | | | | | | | 720 | | | | | | | 720 | |
| | LEMON | 3,994 | | 2,154 | | | 3,680 | 17,360 | | 90,811 | 17,920 | 16,880 | 20,798 | 23,434 | 2,000 | 800 | 80 | | | 199,912 | |

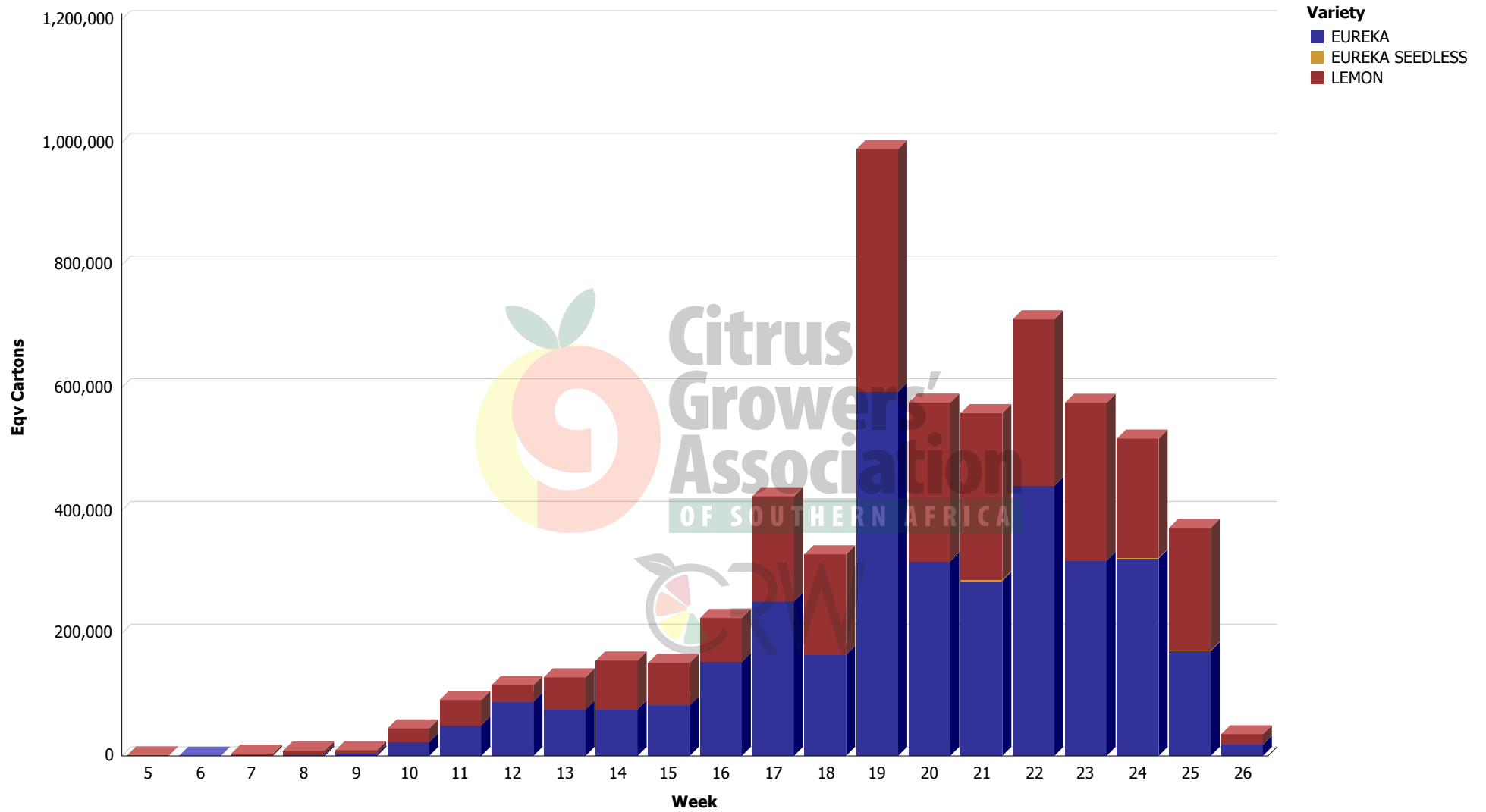
Lemons Exported to All Markets: Current Season per Week, Variety and Destination

| Eqv Ctns by Year, Week, Variety Group and Variety | | | Asia | Central Africa | Central Europe | Eastern Africa | Eastern Europe | Far East | Indian Ocean Island | Middle East | North America (Canada) | Northern Europe | Russia | Southern Europe | United Kingdom | United States | Western Africa | Western Europe | Region Total | |
|---|----|---------------------|---------------------|----------------|----------------|----------------|----------------|----------------|---------------------|------------------|------------------------|-----------------|------------------|-----------------|----------------|---------------|----------------|----------------|------------------|---------------|
| 2013 | 25 | Weekly Total | 5,931 | | 4,800 | | 5,440 | 43,624 | 1,600 | 172,793 | 32,640 | 22,292 | 30,439 | 41,194 | 6,800 | 800 | 3,200 | | 371,554 | |
| | 26 | Lemons | EUREKA | 720 | | | | | | | | 8,800 | | | 8,806 | | | | | 18,326 |
| | | | | LEMON | | | | | | | | 13,240 | | | 3,823 | | | | | |
| | | | Weekly Total | 720 | | | | | | | | 22,040 | | | 12,630 | | | | | 35,389 |
| Total | | | 128,116 | 320 | 129,920 | 3,570 | 83,920 | 425,317 | 25,672 | 2,599,639 | 147,691 | 672,612 | 1,264,420 | 223,125 | 290,468 | 5,120 | 17,413 | 3,440 | 6,020,763 | |

27 Jun 2013 8:12:12 AM




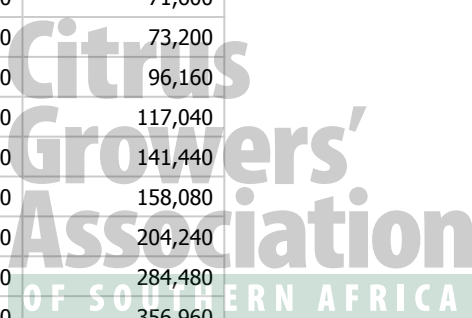
Lemons Exported to All Markets: Current Season per Week and Variety



27 Jun 2013 8:12:12 AM

Lemons Exported to Northern Europe: Current Season vs Previous Season

| Week | 2013 | | 2012 | | 2011 | |
|------|--------------|------------------|---------------|-------------------|---------------|-------------------|
| | Cur Eqv Ctns | Cur Cum Eqv Ctns | Prev Eqv Ctns | Prev Cum Eqv Ctns | Prev Eqv Ctns | Prev Cum Eqv Ctns |
| 7 | | | | | 6,400 | 6,400 |
| 8 | | | 1,600 | 1,600 | 3,200 | 9,600 |
| 10 | 3,200 | 3,200 | | | 6,400 | 16,000 |
| 11 | 6,400 | 9,600 | | | 14,400 | 30,400 |
| 12 | 8,000 | 17,600 | 6,400 | 8,000 | 16,080 | 46,480 |
| 13 | 12,800 | 30,400 | 1,840 | 9,840 | 5,040 | 51,520 |
| 14 | 9,600 | 40,000 | 24,880 | 34,720 | 20,080 | 71,600 |
| 15 | 4,800 | 44,800 | 14,720 | 49,440 | 1,600 | 73,200 |
| 16 | 6,400 | 51,200 | 6,400 | 55,840 | 22,960 | 96,160 |
| 17 | 28,313 | 79,513 | 25,280 | 81,120 | 20,880 | 117,040 |
| 18 | 37,287 | 116,800 | 3,760 | 84,880 | 24,400 | 141,440 |
| 19 | 79,911 | 196,712 | 46,065 | 130,945 | 16,640 | 158,080 |
| 20 | 59,922 | 256,634 | 41,200 | 172,145 | 46,160 | 204,240 |
| 21 | 118,588 | 375,222 | 54,645 | 226,791 | 80,240 | 284,480 |
| 22 | 91,589 | 466,811 | 68,887 | 295,678 | 72,480 | 356,960 |
| 23 | 70,134 | 536,945 | 42,245 | 337,922 | 89,200 | 446,160 |
| 24 | 91,335 | 628,280 | 78,111 | 416,033 | 68,160 | 514,320 |
| 25 | 22,292 | 650,572 | 59,692 | 475,725 | 94,800 | 609,120 |
| 26 | 22,040 | 672,612 | 58,000 | 533,725 | 105,840 | 714,960 |
| 27 | | | 94,021 | 627,746 | 63,360 | 778,320 |
| 28 | | | 69,152 | 696,898 | 153,840 | 932,160 |
| 29 | | | 81,356 | 778,254 | 135,760 | 1,067,920 |
| 30 | | | 106,569 | 884,823 | 89,360 | 1,157,280 |
| 31 | | | 116,876 | 1,001,699 | 114,640 | 1,271,920 |
| 32 | | | 32,535 | 1,034,234 | 50,960 | 1,322,880 |
| 33 | | | 127,875 | 1,162,108 | 71,200 | 1,394,080 |
| 34 | | | 59,555 | 1,221,663 | 52,720 | 1,446,800 |
| 35 | | | 59,420 | 1,281,083 | 21,840 | 1,468,640 |
| 36 | | | 30,151 | 1,311,234 | 19,200 | 1,487,840 |



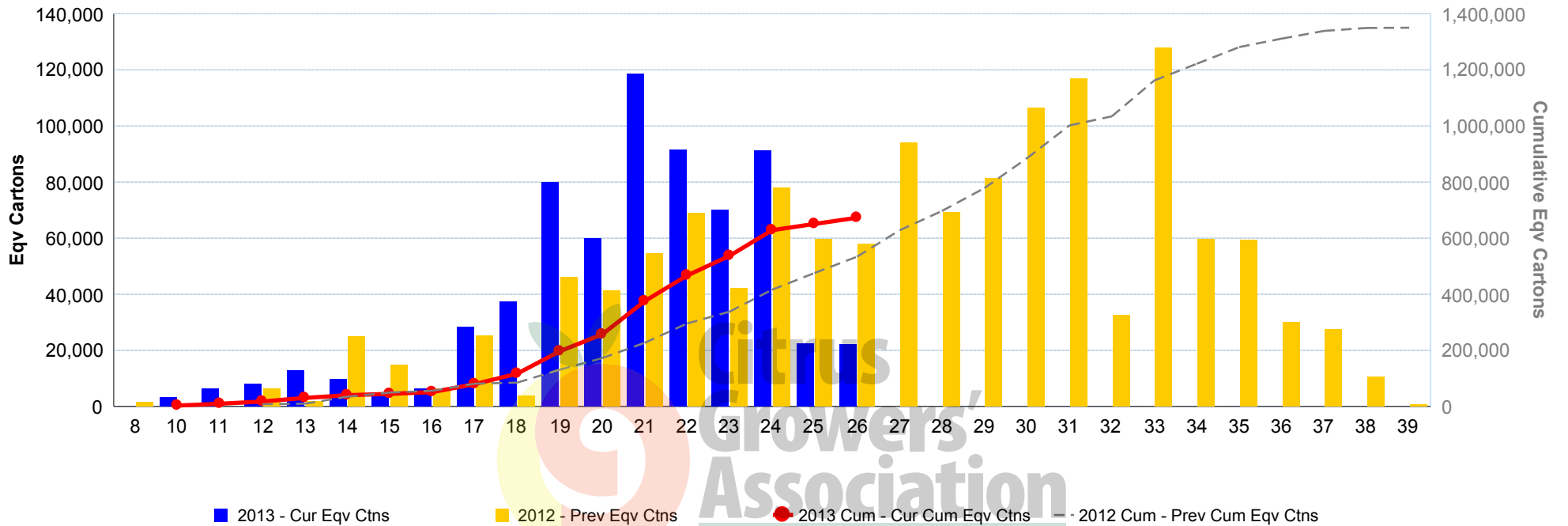
Lemons Exported to Northern Europe: Current Season vs Previous Season

| Week | 2013 | | 2012 | | 2011 | |
|------|--------------|------------------|---------------|-------------------|---------------|-------------------|
| | Cur Eqv Ctns | Cur Cum Eqv Ctns | Prev Eqv Ctns | Prev Cum Eqv Ctns | Prev Eqv Ctns | Prev Cum Eqv Ctns |
| 37 | | | 27,600 | 1,338,834 | 26,080 | 1,513,920 |
| 38 | | | 10,459 | 1,349,293 | 21,680 | 1,535,600 |
| 39 | | | 800 | 1,350,093 | 6,720 | 1,542,320 |

27 Jun 2013 8:12:12 AM



Lemons Exported to Northern Europe: Current Season vs Previous Season



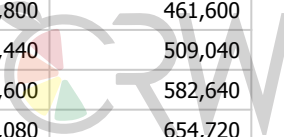
27 Jun 2013 8:12:12 AM



Lemons Exported to the UK: Current Season vs Previous Season

| Week | 2013 | | 2012 | | 2011 | |
|------|--------------|------------------|---------------|-------------------|---------------|-------------------|
| | Cur Eqv Ctns | Cur Cum Eqv Ctns | Prev Eqv Ctns | Prev Cum Eqv Ctns | Prev Eqv Ctns | Prev Cum Eqv Ctns |
| 10 | 1,600 | 1,600 | | | | |
| 12 | 1,600 | 3,200 | | | | |
| 13 | 3,200 | 6,400 | | | | |
| 14 | 4,800 | 11,200 | | | | |
| 15 | | | 1,600 | 1,600 | 1,600 | 1,600 |
| 16 | 8,097 | 19,297 | 1,600 | 3,200 | 11,440 | 13,040 |
| 17 | 5,336 | 24,634 | 14,160 | 17,360 | 13,040 | 26,080 |
| 18 | 480 | 25,114 | 1,760 | 19,120 | 16,640 | 42,720 |
| 19 | 35,254 | 60,368 | 37,200 | 56,320 | 32,720 | 75,440 |
| 20 | 25,838 | 86,206 | 38,598 | 94,918 | 21,840 | 97,280 |
| 21 | 51,568 | 137,773 | 52,549 | 147,468 | 59,840 | 157,120 |
| 22 | 60,412 | 198,185 | 48,966 | 196,433 | 61,680 | 218,800 |
| 23 | 26,842 | 225,027 | 49,201 | 245,634 | 53,760 | 272,560 |
| 24 | 46,012 | 271,039 | 43,172 | 288,807 | 54,400 | 326,960 |
| 25 | 6,800 | 277,839 | 39,922 | 328,729 | 55,840 | 382,800 |
| 26 | 12,630 | 290,468 | 25,200 | 353,929 | 78,800 | 461,600 |
| 27 | | | 87,655 | 441,584 | 47,440 | 509,040 |
| 28 | | | 82,413 | 523,997 | 73,600 | 582,640 |
| 29 | | | 56,720 | 580,717 | 72,080 | 654,720 |
| 30 | | | 91,778 | 672,495 | 52,800 | 707,520 |
| 31 | | | 95,840 | 768,335 | 32,320 | 739,840 |
| 32 | | | 62,930 | 831,265 | 31,760 | 771,600 |
| 33 | | | 104,119 | 935,384 | 40,000 | 811,600 |
| 34 | | | 31,680 | 967,064 | 35,920 | 847,520 |
| 35 | | | 61,829 | 1,028,893 | 13,040 | 860,560 |
| 36 | | | 21,680 | 1,050,573 | 14,560 | 875,120 |
| 37 | | | 19,760 | 1,070,333 | 15,120 | 890,240 |
| 38 | | | 8,449 | 1,078,782 | 8,480 | 898,720 |
| 39 | | | 3,200 | 1,081,982 | | |

Citrus
Growers'
Association
OF SOUTHERN AFRICA



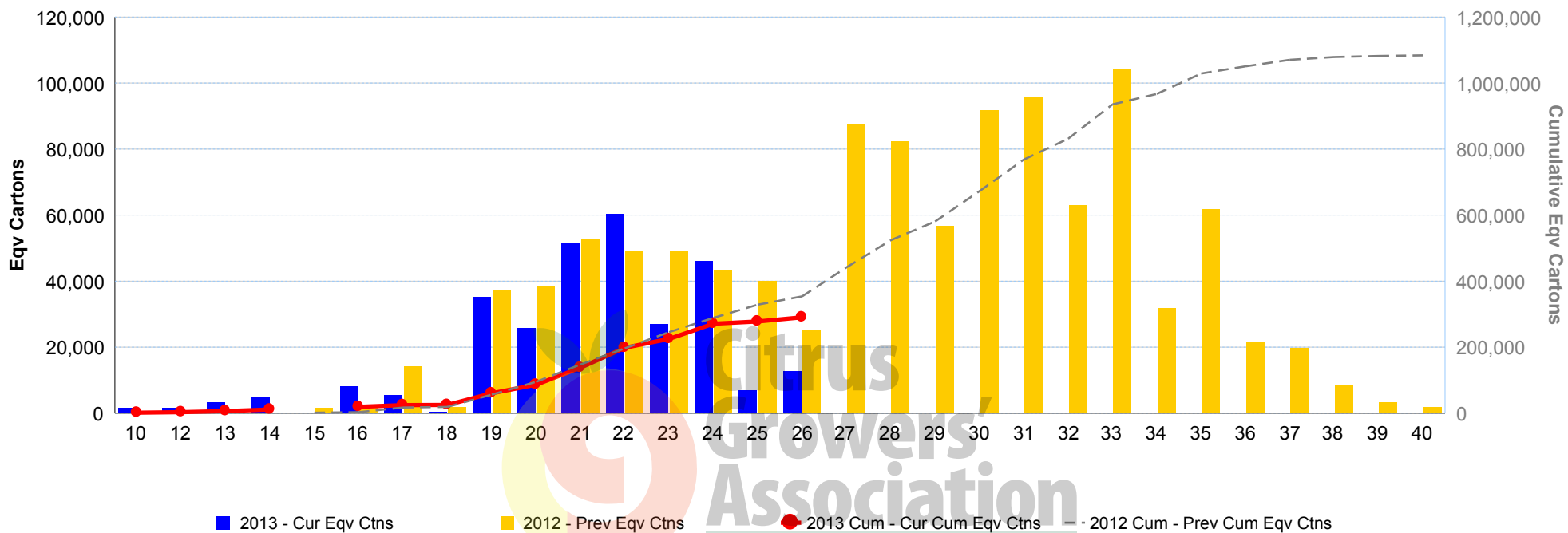
Lemons Exported to the UK: Current Season vs Previous Season

| Week | 2013 | | 2012 | | 2011 | |
|------|--------------|------------------|---------------|-------------------|---------------|-------------------|
| | Cur Eqv Ctns | Cur Cum Eqv Ctns | Prev Eqv Ctns | Prev Cum Eqv Ctns | Prev Eqv Ctns | Prev Cum Eqv Ctns |
| 40 | | | 1,840 | 1,083,822 | 1,600 | 900,320 |
| 41 | | | | | 1,840 | 902,160 |

27 Jun 2013 8:12:12 AM



Lemons Exported to the UK: Current Season vs Previous Season

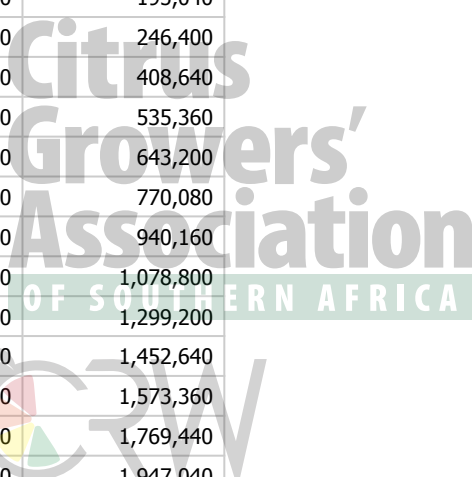


27 Jun 2013 8:12:12 AM



Lemons Exported to the Middle East: Current Season vs Previous Season


| Week | 2013 | | 2012 | | 2011 | |
|------|--------------|------------------|---------------|-------------------|---------------|-------------------|
| | Cur Eqv Ctns | Cur Cum Eqv Ctns | Prev Eqv Ctns | Prev Cum Eqv Ctns | Prev Eqv Ctns | Prev Cum Eqv Ctns |
| 7 | | | | | 1,600 | 1,600 |
| 8 | 3,920 | 3,920 | 11,200 | 11,200 | 3,200 | 4,800 |
| 9 | 9,200 | 13,120 | 11,200 | 22,400 | 9,600 | 14,400 |
| 10 | 25,680 | 38,800 | 14,400 | 36,800 | 17,600 | 32,000 |
| 11 | 51,200 | 90,000 | 14,400 | 51,200 | 44,320 | 76,320 |
| 12 | 46,880 | 136,880 | 34,160 | 85,360 | 35,120 | 111,440 |
| 13 | 25,600 | 162,480 | 41,040 | 126,400 | 83,600 | 195,040 |
| 14 | 97,840 | 260,320 | 56,320 | 182,720 | 51,360 | 246,400 |
| 15 | 92,320 | 352,640 | 62,320 | 245,040 | 162,240 | 408,640 |
| 16 | 123,924 | 476,564 | 125,680 | 370,720 | 126,720 | 535,360 |
| 17 | 193,322 | 669,886 | 79,440 | 450,160 | 107,840 | 643,200 |
| 18 | 128,713 | 798,600 | 210,640 | 660,800 | 126,880 | 770,080 |
| 19 | 492,197 | 1,290,797 | 263,137 | 923,937 | 170,080 | 940,160 |
| 20 | 222,425 | 1,513,222 | 160,749 | 1,084,685 | 138,640 | 1,078,800 |
| 21 | 146,798 | 1,660,020 | 214,437 | 1,299,122 | 220,400 | 1,299,200 |
| 22 | 387,621 | 2,047,641 | 280,166 | 1,579,288 | 153,440 | 1,452,640 |
| 23 | 210,421 | 2,258,061 | 327,251 | 1,906,539 | 120,720 | 1,573,360 |
| 24 | 168,785 | 2,426,846 | 149,280 | 2,055,819 | 196,080 | 1,769,440 |
| 25 | 172,793 | 2,599,639 | 165,767 | 2,221,586 | 177,600 | 1,947,040 |
| 26 | | | 138,033 | 2,359,619 | 236,880 | 2,183,920 |
| 27 | | | 110,523 | 2,470,142 | 224,320 | 2,408,240 |
| 28 | | | 84,713 | 2,554,855 | 261,680 | 2,669,920 |
| 29 | | | 315,083 | 2,869,937 | 279,280 | 2,949,200 |
| 30 | | | 385,920 | 3,255,857 | 239,920 | 3,189,120 |
| 31 | | | 130,086 | 3,385,943 | 200,240 | 3,389,360 |
| 32 | | | 263,468 | 3,649,411 | 88,240 | 3,477,600 |
| 33 | | | 140,297 | 3,789,708 | 89,120 | 3,566,720 |
| 34 | | | 157,058 | 3,946,766 | 49,920 | 3,616,640 |
| 35 | | | 195,523 | 4,142,288 | 30,240 | 3,646,880 |



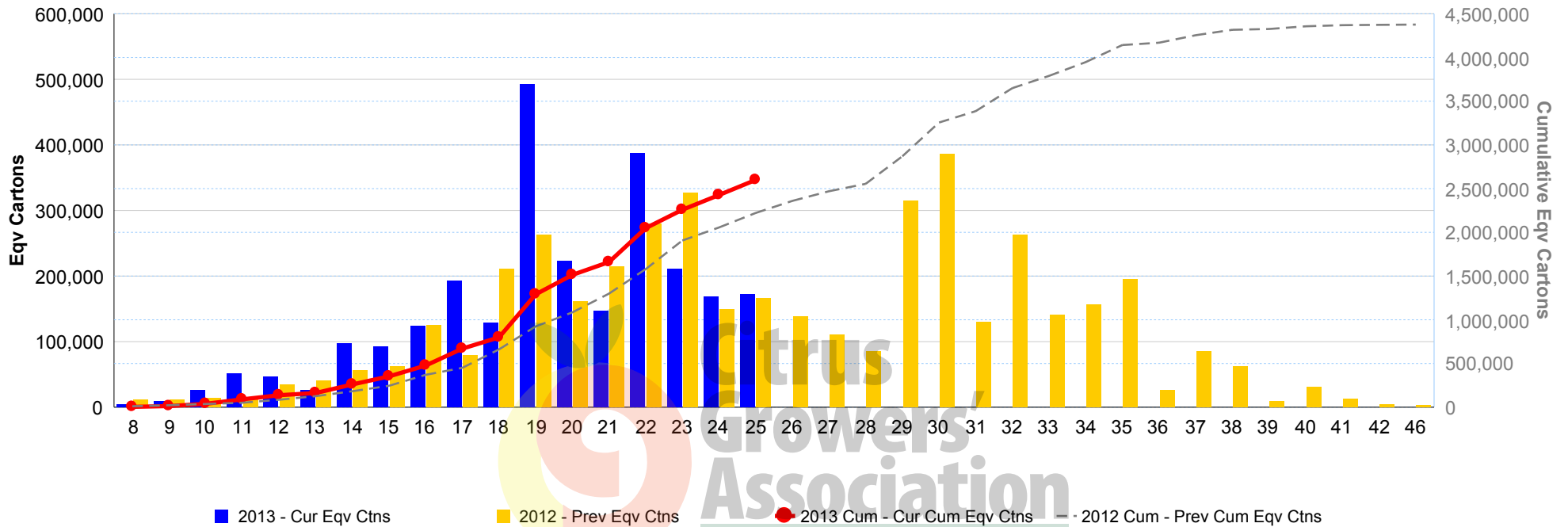
Lemons Exported to the Middle East: Current Season vs Previous Season

| Week | 2013 | | 2012 | | 2011 | |
|------|--------------|------------------|---------------|-------------------|---------------|-------------------|
| | Cur Eqv Ctns | Cur Cum Eqv Ctns | Prev Eqv Ctns | Prev Cum Eqv Ctns | Prev Eqv Ctns | Prev Cum Eqv Ctns |
| 36 | | | 26,494 | 4,168,782 | 53,040 | 3,699,920 |
| 37 | | | 85,756 | 4,254,538 | 21,200 | 3,721,120 |
| 38 | | | 62,024 | 4,316,562 | 27,520 | 3,748,640 |
| 39 | | | 9,040 | 4,325,602 | 23,440 | 3,772,080 |
| 40 | | | 30,872 | 4,356,474 | 7,360 | 3,779,440 |
| 41 | | | 12,720 | 4,369,194 | 2,480 | 3,781,920 |
| 42 | | | 3,844 | 4,373,038 | 1,600 | 3,783,520 |
| 45 | | | | | 9,600 | 3,793,120 |
| 46 | | | 3,200 | 4,376,238 | 1,600 | 3,794,720 |

27 Jun 2013 8:12:12 AM



Lemons Exported to the Middle East: Current Season vs Previous Season

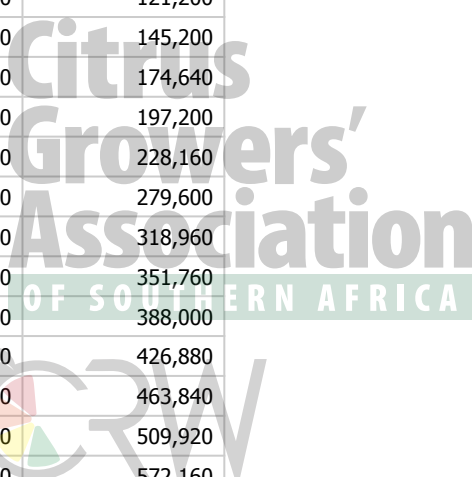


27 Jun 2013 8:12:12 AM



Lemons Exported to the Far East: Current Season vs Previous Season

| Week | 2013 | | 2012 | | 2011 | |
|------|--------------|------------------|---------------|-------------------|---------------|-------------------|
| | Cur Eqv Ctns | Cur Cum Eqv Ctns | Prev Eqv Ctns | Prev Cum Eqv Ctns | Prev Eqv Ctns | Prev Cum Eqv Ctns |
| 10 | 1,600 | 1,600 | | | 3,440 | 3,440 |
| 11 | 4,800 | 6,400 | 3,440 | 3,440 | 10,080 | 13,520 |
| 12 | 3,200 | 9,600 | 3,200 | 6,640 | 4,800 | 18,320 |
| 13 | 6,400 | 16,000 | 5,280 | 11,920 | 36,720 | 55,040 |
| 14 | 4,800 | 20,800 | 10,320 | 22,240 | 21,040 | 76,080 |
| 15 | 3,200 | 24,000 | 3,600 | 25,840 | 20,880 | 96,960 |
| 16 | 4,800 | 28,800 | 6,240 | 32,080 | 24,240 | 121,200 |
| 17 | 33,760 | 62,560 | 34,400 | 66,480 | 24,000 | 145,200 |
| 18 | 19,760 | 82,320 | 22,080 | 88,560 | 29,440 | 174,640 |
| 19 | 49,533 | 131,853 | 64,043 | 152,603 | 22,560 | 197,200 |
| 20 | 30,568 | 162,422 | 34,588 | 187,191 | 30,960 | 228,160 |
| 21 | 31,299 | 193,721 | 26,918 | 214,109 | 51,440 | 279,600 |
| 22 | 48,749 | 242,469 | 45,217 | 259,326 | 39,360 | 318,960 |
| 23 | 61,886 | 304,355 | 39,925 | 299,251 | 32,800 | 351,760 |
| 24 | 77,338 | 381,693 | 30,072 | 329,323 | 36,240 | 388,000 |
| 25 | 43,624 | 425,317 | 27,691 | 357,014 | 38,880 | 426,880 |
| 26 | | | 37,131 | 394,144 | 36,960 | 463,840 |
| 27 | | | 45,956 | 440,101 | 46,080 | 509,920 |
| 28 | | | 59,006 | 499,106 | 62,240 | 572,160 |
| 29 | | | 78,509 | 577,615 | 51,520 | 623,680 |
| 30 | | | 75,737 | 653,352 | 66,800 | 690,480 |
| 31 | | | 79,680 | 733,032 | 36,400 | 726,880 |
| 32 | | | 53,600 | 786,632 | 17,120 | 744,000 |
| 33 | | | 68,736 | 855,369 | 43,760 | 787,760 |
| 34 | | | 37,760 | 893,129 | 22,880 | 810,640 |
| 35 | | | 36,880 | 930,009 | 20,800 | 831,440 |
| 36 | | | 21,840 | 951,849 | 27,200 | 858,640 |
| 37 | | | 13,040 | 964,889 | 24,000 | 882,640 |
| 38 | | | 6,400 | 971,289 | 22,800 | 905,440 |



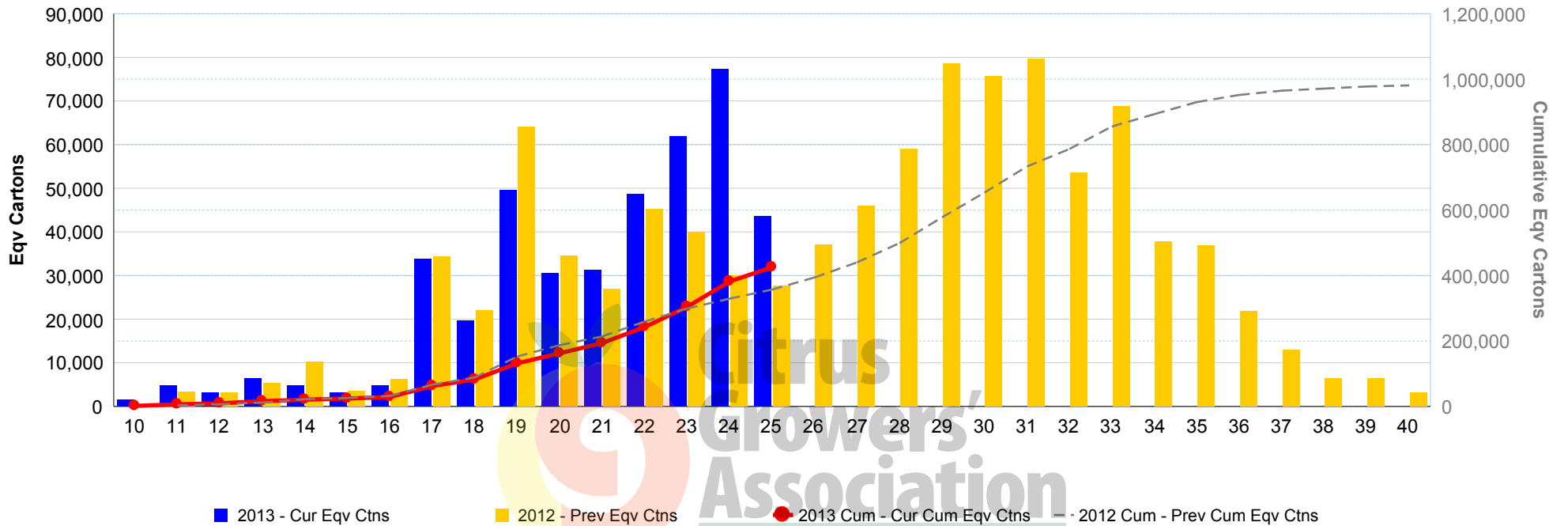
Lemons Exported to the Far East: Current Season vs Previous Season

| Week | 2013 | | 2012 | | 2011 | |
|------|--------------|------------------|---------------|-------------------|---------------|-------------------|
| | Cur Eqv Ctns | Cur Cum Eqv Ctns | Prev Eqv Ctns | Prev Cum Eqv Ctns | Prev Eqv Ctns | Prev Cum Eqv Ctns |
| 39 | | | 6,400 | 977,689 | 6,400 | 911,840 |
| 40 | | | 3,200 | 980,889 | | |
| 41 | | | | | 2,320 | 914,160 |
| 42 | | | | | 9,600 | 923,760 |
| 43 | | | | | 4,800 | 928,560 |

27 Jun 2013 8:12:12 AM



Lemons Exported to the Far East: Current Season vs Previous Season

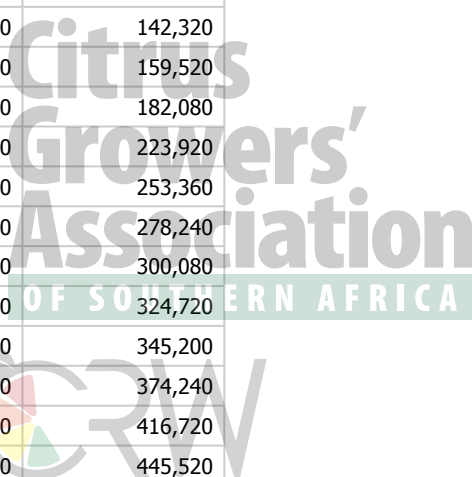


27 Jun 2013 8:12:12 AM



Lemons Exported to Hong Kong: Current Season vs Previous Season

| Week | 2013 | | 2012 | | 2011 | |
|------|--------------|------------------|---------------|-------------------|---------------|-------------------|
| | Cur Eqv Ctns | Cur Cum Eqv Ctns | Prev Eqv Ctns | Prev Cum Eqv Ctns | Prev Eqv Ctns | Prev Cum Eqv Ctns |
| 10 | 1,600 | 1,600 | | | | |
| 11 | 1,600 | 3,200 | 3,440 | 3,440 | 6,880 | 6,880 |
| 12 | 3,200 | 6,400 | | | 3,200 | 10,080 |
| 13 | 1,600 | 8,000 | 5,280 | 8,720 | 31,920 | 42,000 |
| 14 | 3,200 | 11,200 | 5,280 | 14,000 | 16,080 | 58,080 |
| 15 | | | 160 | 14,160 | 16,080 | 74,160 |
| 16 | 1,600 | 12,800 | 1,840 | 16,000 | 22,640 | 96,800 |
| 17 | 17,600 | 30,400 | 24,800 | 40,800 | 22,480 | 119,280 |
| 18 | 9,600 | 40,000 | 11,680 | 52,480 | 23,040 | 142,320 |
| 19 | 24,192 | 64,192 | 45,640 | 98,120 | 17,200 | 159,520 |
| 20 | 13,987 | 78,179 | 18,110 | 116,230 | 22,560 | 182,080 |
| 21 | 22,400 | 100,579 | 14,640 | 130,870 | 41,840 | 223,920 |
| 22 | 19,200 | 119,779 | 35,795 | 166,664 | 29,440 | 253,360 |
| 23 | 32,480 | 152,259 | 26,638 | 193,302 | 24,880 | 278,240 |
| 24 | 41,917 | 194,176 | 17,280 | 210,582 | 21,840 | 300,080 |
| 25 | 27,818 | 221,994 | 26,091 | 236,673 | 24,640 | 324,720 |
| 26 | | | 18,808 | 255,482 | 20,480 | 345,200 |
| 27 | | | 37,687 | 293,169 | 29,040 | 374,240 |
| 28 | | | 54,926 | 348,094 | 42,480 | 416,720 |
| 29 | | | 66,992 | 415,086 | 28,800 | 445,520 |
| 30 | | | 58,643 | 473,729 | 41,120 | 486,640 |
| 31 | | | 67,360 | 541,089 | 16,000 | 502,640 |
| 32 | | | 45,280 | 586,369 | 10,640 | 513,280 |
| 33 | | | 48,400 | 634,769 | 24,240 | 537,520 |
| 34 | | | 29,200 | 663,969 | 16,000 | 553,520 |
| 35 | | | 28,640 | 692,609 | 12,800 | 566,320 |
| 36 | | | 20,240 | 712,849 | 17,600 | 583,920 |
| 37 | | | 9,840 | 722,689 | 20,800 | 604,720 |
| 38 | | | 6,400 | 729,089 | 14,320 | 619,040 |
| 39 | | | 3,200 | 732,289 | 4,800 | 623,840 |
| 40 | | | 1,600 | 733,889 | | |



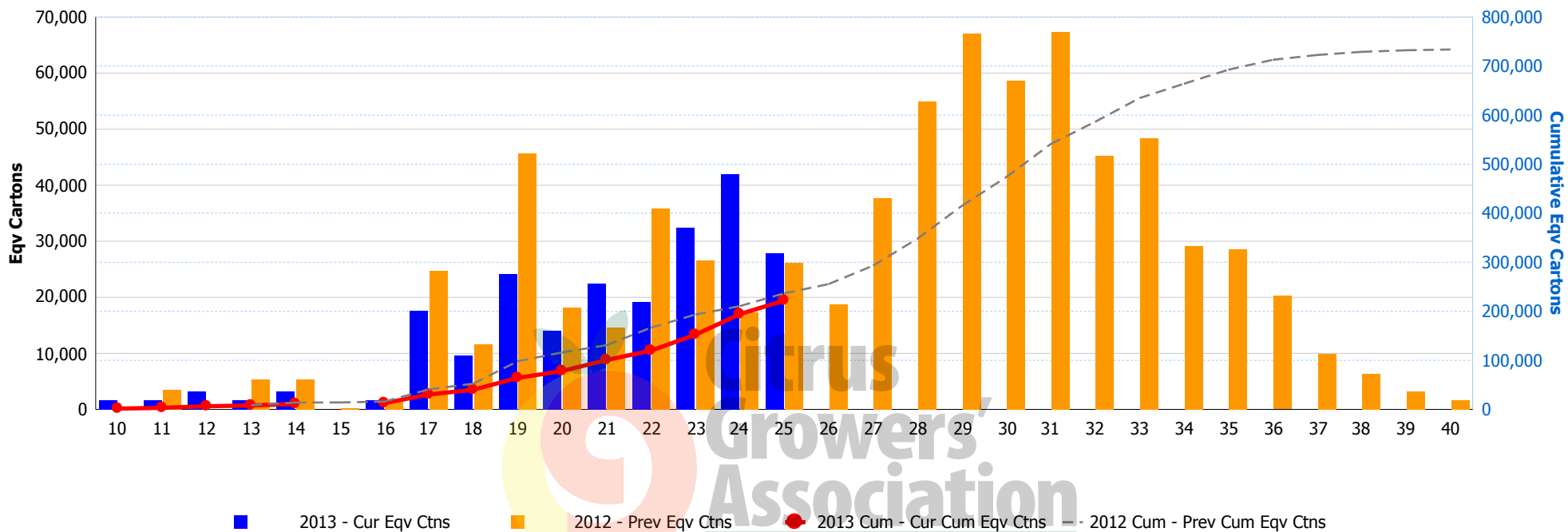
Lemons Exported to Hong Kong: Current Season vs Previous Season

| Week | 2013 | | 2012 | | 2011 | |
|------|--------------|------------------|---------------|-------------------|---------------|-------------------|
| | Cur Eqv Ctns | Cur Cum Eqv Ctns | Prev Eqv Ctns | Prev Cum Eqv Ctns | Prev Eqv Ctns | Prev Cum Eqv Ctns |
| 41 | | | | | 640 | 624,480 |
| 42 | | | | | 9,600 | 634,080 |
| 43 | | | | | 3,200 | 637,280 |

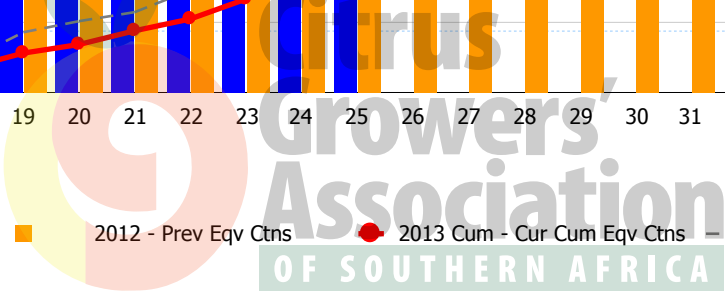
27 Jun 2013 8:12:12 AM



Lemons Exported to Hong Kong: Current Season vs Previous Season



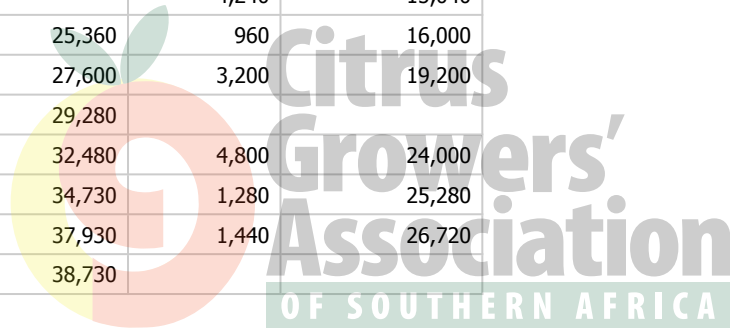
27 Jun 2013 8:12:12 AM



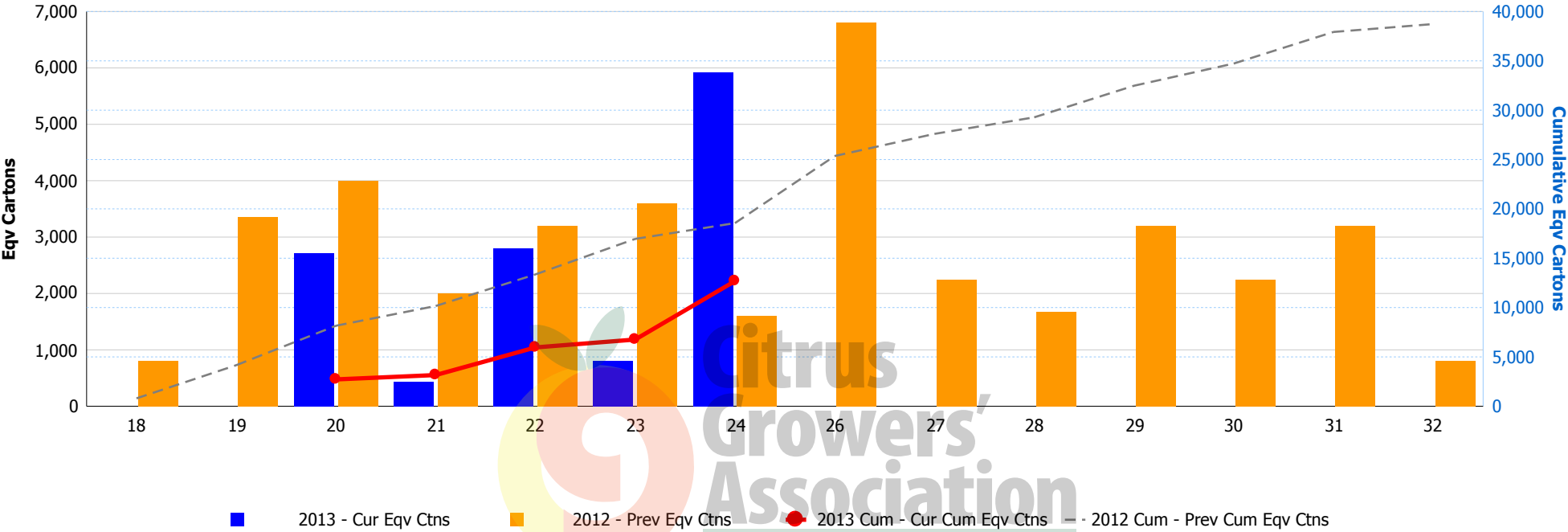
Lemons Exported to Japan Current Season vs Previous Season

| Week | 2013 | | 2012 | | 2011 | |
|------|--------------|------------------|---------------|-------------------|---------------|-------------------|
| | Cur Eqv Ctns | Cur Cum Eqv Ctns | Prev Eqv Ctns | Prev Cum Eqv Ctns | Prev Eqv Ctns | Prev Cum Eqv Ctns |
| 18 | | | 800 | 800 | | |
| 19 | | | 3,360 | 4,160 | | |
| 20 | 2,720 | 2,720 | 4,000 | 8,160 | 1,360 | 1,360 |
| 21 | 440 | 3,160 | 2,000 | 10,160 | 3,040 | 4,400 |
| 22 | 2,800 | 5,960 | 3,200 | 13,360 | 1,040 | 5,440 |
| 23 | 800 | 6,760 | 3,600 | 16,960 | 2,560 | 8,000 |
| 24 | 5,920 | 12,680 | 1,600 | 18,560 | 2,800 | 10,800 |
| 25 | | | | | 4,240 | 15,040 |
| 26 | | | 6,800 | 25,360 | 960 | 16,000 |
| 27 | | | 2,240 | 27,600 | 3,200 | 19,200 |
| 28 | | | 1,680 | 29,280 | | |
| 29 | | | 3,200 | 32,480 | 4,800 | 24,000 |
| 30 | | | 2,250 | 34,730 | 1,280 | 25,280 |
| 31 | | | 3,200 | 37,930 | 1,440 | 26,720 |
| 32 | | | 800 | 38,730 | | |

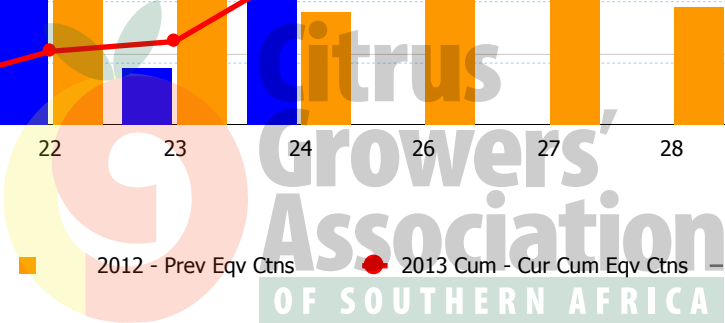
27 Jun 2013 8:12:12 AM



Lemons Exported to Japan Current Season vs Previous Season



27 Jun 2013 8:12:12 AM



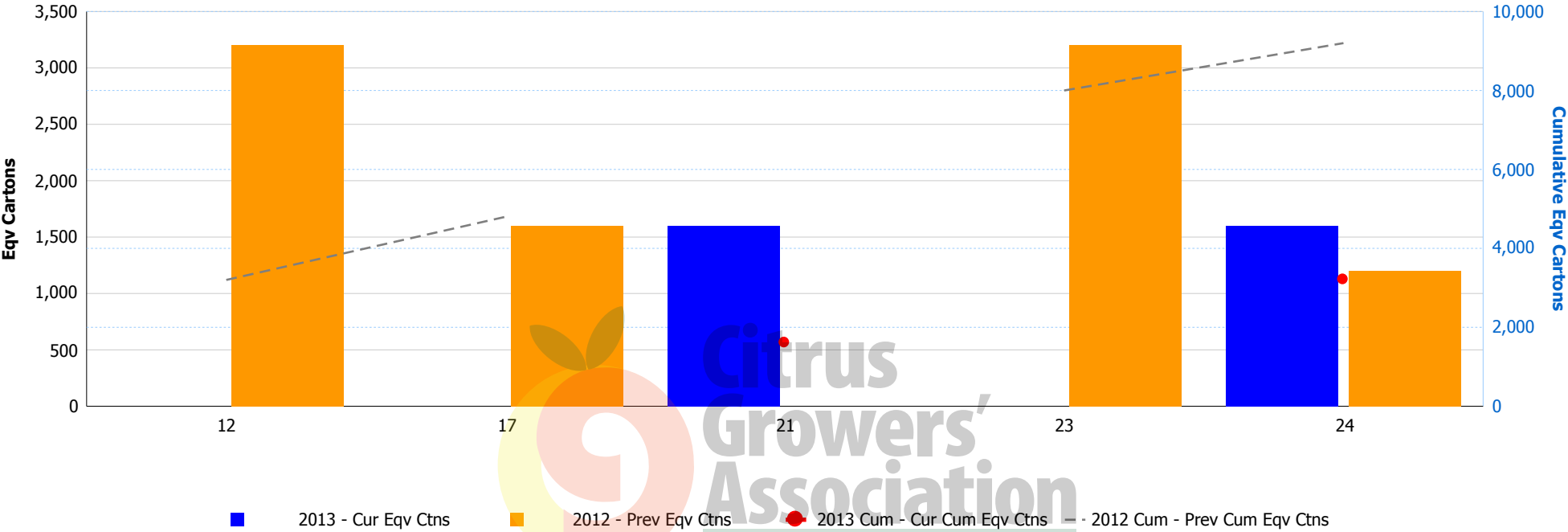
Lemons Exported to China Current Season vs Previous Season

| Week | 2013 | | 2012 | | 2011 | |
|------|--------------|------------------|---------------|-------------------|---------------|-------------------|
| | Cur Eqv Ctns | Cur Cum Eqv Ctns | Prev Eqv Ctns | Prev Cum Eqv Ctns | Prev Eqv Ctns | Prev Cum Eqv Ctns |
| 12 | | | 3,200 | 3,200 | | |
| 17 | | | 1,600 | 4,800 | | |
| 21 | 1,600 | 1,600 | | | | |
| 23 | | | 3,200 | 8,000 | | |
| 24 | 1,600 | 3,200 | 1,200 | 9,200 | | |
| 32 | | | | | 1,600 | 1,600 |
| 33 | | | | | 3,200 | 4,800 |

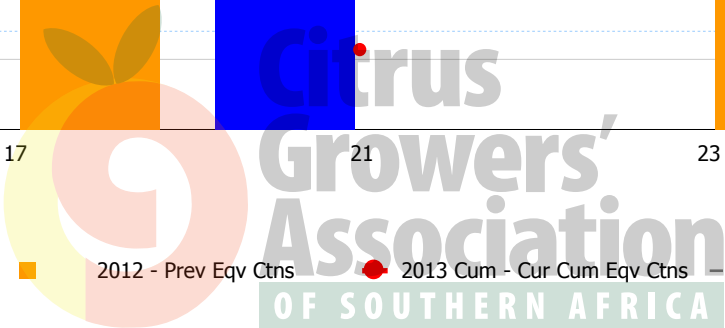
27 Jun 2013 8:12:12 AM



Lemons Exported to China Current Season vs Previous Season

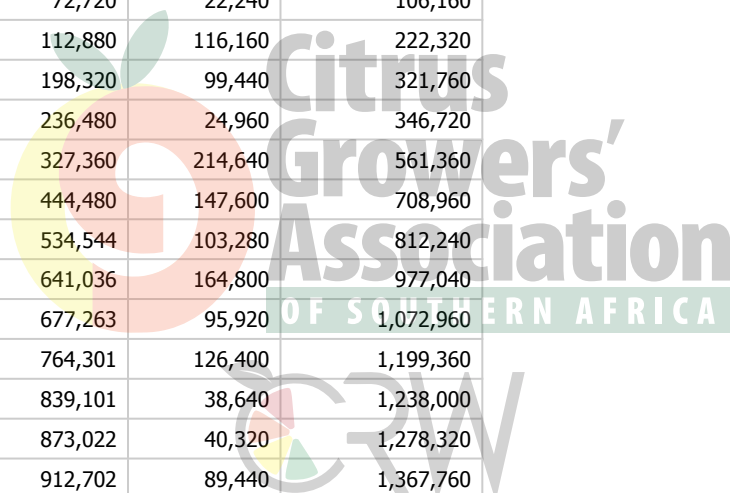


27 Jun 2013 8:12:12 AM



Lemons Exported to Russia Current Season vs Previous Season

| Week | 2013 | | 2012 | | 2011 | |
|------|--------------|------------------|---------------|-------------------|---------------|-------------------|
| | Cur Eqv Ctns | Cur Cum Eqv Ctns | Prev Eqv Ctns | Prev Cum Eqv Ctns | Prev Eqv Ctns | Prev Cum Eqv Ctns |
| 7 | 1,600 | 1,600 | | | | |
| 9 | | | 3,200 | 3,200 | | |
| 10 | 9,600 | 11,200 | 3,200 | 6,400 | | |
| 11 | 25,600 | 36,800 | 8,000 | 14,400 | 3,680 | 3,680 |
| 12 | 46,400 | 83,200 | 19,920 | 34,320 | 11,040 | 14,720 |
| 13 | 64,080 | 147,280 | 5,520 | 39,840 | | |
| 14 | 8,000 | 155,280 | 11,680 | 51,520 | 69,200 | 83,920 |
| 15 | 44,904 | 200,184 | 21,200 | 72,720 | 22,240 | 106,160 |
| 16 | 55,760 | 255,944 | 40,160 | 112,880 | 116,160 | 222,320 |
| 17 | 130,161 | 386,104 | 85,440 | 198,320 | 99,440 | 321,760 |
| 18 | 122,640 | 508,744 | 38,160 | 236,480 | 24,960 | 346,720 |
| 19 | 251,136 | 759,880 | 90,880 | 327,360 | 214,640 | 561,360 |
| 20 | 137,680 | 897,560 | 117,120 | 444,480 | 147,600 | 708,960 |
| 21 | 113,600 | 1,011,160 | 90,064 | 534,544 | 103,280 | 812,240 |
| 22 | 66,129 | 1,077,289 | 106,492 | 641,036 | 164,800 | 977,040 |
| 23 | 121,573 | 1,198,862 | 36,227 | 677,263 | 95,920 | 1,072,960 |
| 24 | 35,119 | 1,233,982 | 87,038 | 764,301 | 126,400 | 1,199,360 |
| 25 | 30,439 | 1,264,420 | 74,800 | 839,101 | 38,640 | 1,238,000 |
| 26 | | | 33,921 | 873,022 | 40,320 | 1,278,320 |
| 27 | | | 39,680 | 912,702 | 89,440 | 1,367,760 |
| 28 | | | 33,680 | 946,382 | 62,480 | 1,430,240 |
| 29 | | | 33,468 | 979,850 | 121,280 | 1,551,520 |
| 30 | | | 73,120 | 1,052,970 | 64,720 | 1,616,240 |
| 31 | | | 13,600 | 1,066,570 | 33,760 | 1,650,000 |
| 32 | | | 68,744 | 1,135,315 | 59,120 | 1,709,120 |
| 33 | | | 28,880 | 1,164,195 | 49,680 | 1,758,800 |
| 34 | | | 26,560 | 1,190,755 | 17,600 | 1,776,400 |
| 35 | | | 65,600 | 1,256,355 | 52,000 | 1,828,400 |
| 36 | | | 12,400 | 1,268,755 | 18,800 | 1,847,200 |
| 37 | | | 17,840 | 1,286,595 | 14,080 | 1,861,280 |
| 38 | | | 22,240 | 1,308,835 | 15,280 | 1,876,560 |



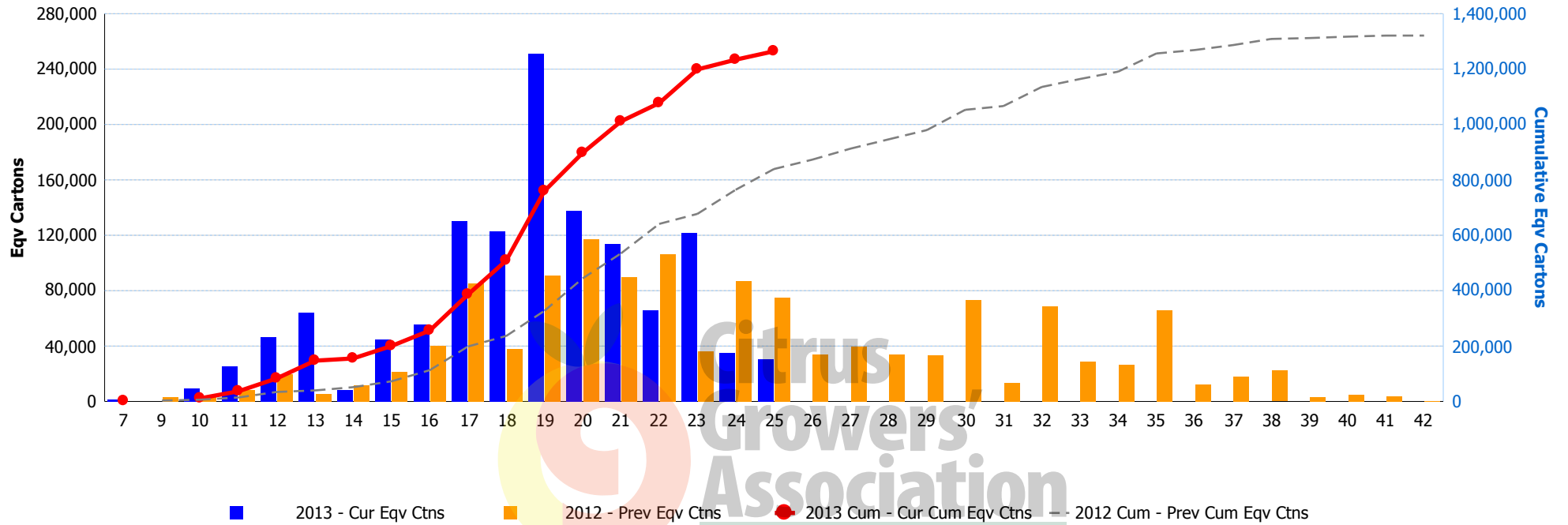
Lemons Exported to Russia Current Season vs Previous Season

| Week | 2013 | | 2012 | | 2011 | |
|------|--------------|------------------|---------------|-------------------|---------------|-------------------|
| | Cur Eqv Ctns | Cur Cum Eqv Ctns | Prev Eqv Ctns | Prev Cum Eqv Ctns | Prev Eqv Ctns | Prev Cum Eqv Ctns |
| 39 | | | 3,200 | 1,312,035 | | |
| 40 | | | 5,120 | 1,317,155 | 1,600 | 1,878,160 |
| 41 | | | 3,760 | 1,320,915 | 2,240 | 1,880,400 |
| 42 | | | 160 | 1,321,075 | | |

27 Jun 2013 8:12:12 AM



Lemons Exported to Russia Current Season vs Previous Season



27 Jun 2013 8:12:12 AM

